

El-Suite Tricks

To Check To See If JavaScript is ENABLED

- 1) Open your desired BROWSER (IE / Chrome / Etc.)
- 2) GoTo: <http://www.enable-javascript.com/>

The First Message Tells You The Status Of Your JavaScript ...

How to enable JavaScript in your browser

Nowadays almost all web pages contain JavaScript, a scripting programming language that runs on visitor's web browser. It makes web pages functional for specific purposes and if disabled for some reason, the content or the functionality of the web page can be limited or unavailable. Here you can find instructions on how to enable (activate) JavaScript in five most commonly used browsers.

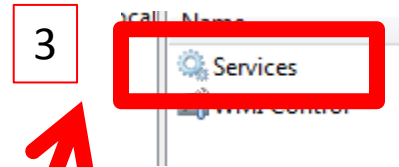
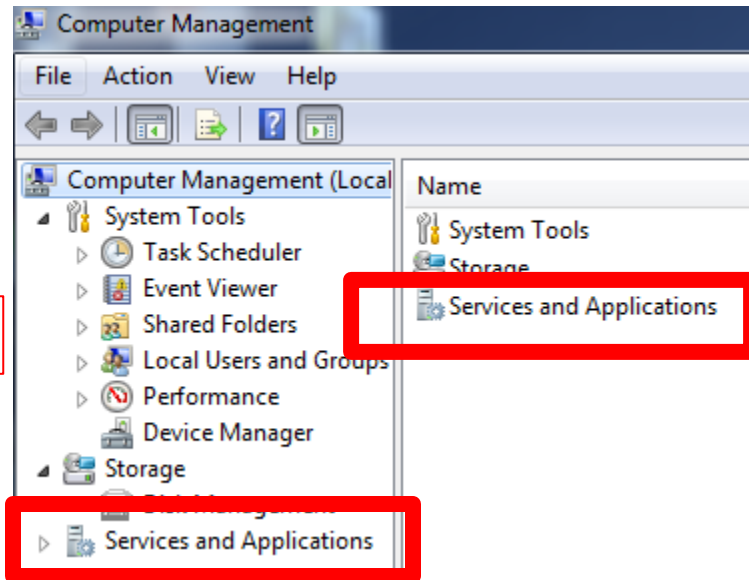
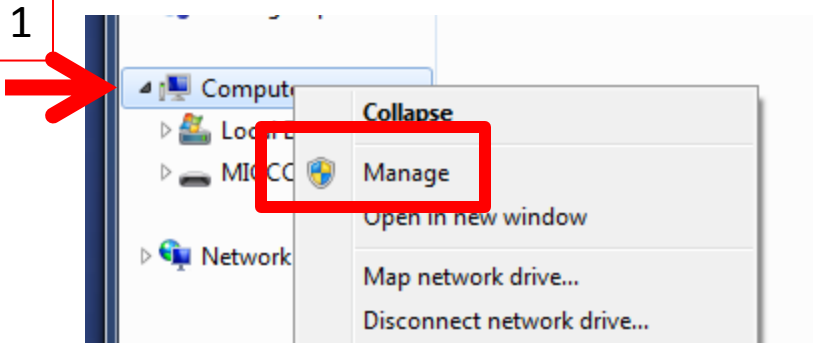


JavaScript is enabled in your web browser. If you disable JavaScript, this text will change.

Below This Message on the Web Page Is How To Set JavaScript Enabled For Most Browsers

El-Suite – 404 Error

02/10/2015



4 Stop Both Applications (Note Order)
[Right Click – Stop]

1)

Performance Cou...	Enables rem...	
Performance Logs...	Performanc...	
pgsql		Started
Plug and Play	Enables a c...	Started
Pml Driver HPZ12		Started

2)

ADOBE FLASH Playe...	THIS service ...	
AMD External Eve...		Started
Andrea ST Filters S...		Started
Apache Tomcat 6 ...	Apache To...	Started
Application Experi...	Processes a...	Started
Application Identity	Determines ...	

5 START Both Applications (Note Order)
[Right Click – Start]