

INCIDENT ACTION PLAN 2025 LPF CAMP ROBERTS FIRE SCHOOL RX INCIDENT

CA-LPF-001016

NFSE / WFSE / P5EK5S (0507)



Check In/Demob/Training
Incident Resources



OPERATIONAL PERIOD

5/12/2025 0700

to

5/17/2025 1900

INCIDENT OBJECTIVES (ICS 202)

1. Incident Name: 2025 LPF Camp Roberts Fire School RX	2. Operational Period: Date From: 5/12/2025 Date To: 5/17/2025 Time From: 0700 Time To: 1900																				
3. Objective(s):																					
<u>Management Objectives</u> <ul style="list-style-type: none">- Provide for firefighter, public, and base personnel safety.- Contain ignitions to Burn Units 1-9, see map.- Provide quality training opportunities for assigned personnel.																					
<u>Resource Objectives</u> <ul style="list-style-type: none">- Do not construct line in the Salinas River Watershed area.- Do not drive over pre-identified avoidance areas.- Ensure full consumption of units by the end of Fire School.																					
<u>Control Objectives</u> <ul style="list-style-type: none">- Keep fire North of Nacimiento/Avenue 50.- Keep fire South of Avenue 62.- Keep fire East of N St.- Keep fire West of base of the slope and R St.																					
General Situational Awareness: <ul style="list-style-type: none">- All personnel must participate in UXO briefing prior to ignitions.- All personnel must check in at the visitor center located at base entrance prior to entering base. <p>*Be prepared to show valid photo ID; anyone traveling in a non-agency vehicle will need to provide driver's license, proof of insurance and proof of registration.</p>																					
5. Site Safety Plan Required? Yes <input type="checkbox"/> No <input checked="" type="checkbox"/>																					
Approved Site Safety Plan(s) Located at:																					
6. Incident Action Plan <table style="width: 100%; border: none;"><tr><td><input checked="" type="checkbox"/> ICS 203</td><td><input type="checkbox"/> ICS 215A</td><td><input type="checkbox"/> ICS 205 A</td><td><input type="checkbox"/> ICS 213</td></tr><tr><td><input checked="" type="checkbox"/> ICS 204</td><td><input checked="" type="checkbox"/> ICS 220</td><td><input checked="" type="checkbox"/> Training Message</td><td><input checked="" type="checkbox"/> ICS 214</td></tr><tr><td><input checked="" type="checkbox"/> ICS 205</td><td><input checked="" type="checkbox"/> Facility Maps</td><td><input checked="" type="checkbox"/> Travel Map</td><td><input type="checkbox"/></td></tr><tr><td><input checked="" type="checkbox"/> ICS 206</td><td><input checked="" type="checkbox"/> Weather Forecast</td><td><input type="checkbox"/> Demob Plan</td><td><input type="checkbox"/></td></tr><tr><td><input type="checkbox"/> ICS 208</td><td><input type="checkbox"/> Fire Behavior</td><td><input checked="" type="checkbox"/> Finance Message</td><td><input type="checkbox"/></td></tr></table>		<input checked="" type="checkbox"/> ICS 203	<input type="checkbox"/> ICS 215A	<input type="checkbox"/> ICS 205 A	<input type="checkbox"/> ICS 213	<input checked="" type="checkbox"/> ICS 204	<input checked="" type="checkbox"/> ICS 220	<input checked="" type="checkbox"/> Training Message	<input checked="" type="checkbox"/> ICS 214	<input checked="" type="checkbox"/> ICS 205	<input checked="" type="checkbox"/> Facility Maps	<input checked="" type="checkbox"/> Travel Map	<input type="checkbox"/>	<input checked="" type="checkbox"/> ICS 206	<input checked="" type="checkbox"/> Weather Forecast	<input type="checkbox"/> Demob Plan	<input type="checkbox"/>	<input type="checkbox"/> ICS 208	<input type="checkbox"/> Fire Behavior	<input checked="" type="checkbox"/> Finance Message	<input type="checkbox"/>
<input checked="" type="checkbox"/> ICS 203	<input type="checkbox"/> ICS 215A	<input type="checkbox"/> ICS 205 A	<input type="checkbox"/> ICS 213																		
<input checked="" type="checkbox"/> ICS 204	<input checked="" type="checkbox"/> ICS 220	<input checked="" type="checkbox"/> Training Message	<input checked="" type="checkbox"/> ICS 214																		
<input checked="" type="checkbox"/> ICS 205	<input checked="" type="checkbox"/> Facility Maps	<input checked="" type="checkbox"/> Travel Map	<input type="checkbox"/>																		
<input checked="" type="checkbox"/> ICS 206	<input checked="" type="checkbox"/> Weather Forecast	<input type="checkbox"/> Demob Plan	<input type="checkbox"/>																		
<input type="checkbox"/> ICS 208	<input type="checkbox"/> Fire Behavior	<input checked="" type="checkbox"/> Finance Message	<input type="checkbox"/>																		
7. Prepared By: Alyssa Thornburg (T)	Position/Title: PSC	Signature: 																			
8. Approved by Incident Commander:	Jack Reimers / Eduardo Chacon (T)	Signature: 																			
ICS 202		<small>Digitally signed by JACK REIMERS Date: 2025.05.07 10:47:42 -0700</small>																			

ORGANIZATION ASSIGNMENT LIST (ICS 203)

1. Incident Name: 2025 LPF Camp Roberts Fire School RX		2. Operational Period: Date From: 5/12/2025 Date To: 5/17/2025 Time From: 0700 Time To: 1900	
3. Incident Commander(s) and Command Staff:		7. Operation Section:	
IC/UC's	Jack Reimers / Eduardo Chacon (T)	Operations	RXB2: Ivor Demanty / Fred Pena (T)
Deputy		Deputy Operations	
Safety Officer		Night Ops	
Information Officer		Staging Area	
Liaison Officer		Branch	
4. Agency/Organization Representatives:		Division/Group	May 12-13 Mark Alvarado
Agency/Organization	Name	Division/Group	May 14-15 Mark Alvarado
RXA	Karina Medina	Division/Group	May 16-17 Mark Alvarado
		Division/Group	
		Division/Group	
		Branch	Firing
		Division/Group	ALL DIVS Rudy Pina / Elane Delgado (T) / William Zekas (T) 5/14-15
		Division/Group	
		Division/Group	
		Division/Group	
		Division/Group	
		Branch	III
		Division/Group	
		Division/Group	
		Branch	IV
		Division/Group	
5. Planning Section:		Division/Group	
Chief	Alyssa Thornburg (T)	Division/Group	
Deputy		Division/Group	
Resource Unit		Division/Group	
Situation Unit		Branch	V
SCKN	Else Wolff (T)	Division/Group	
Demobilization Unit		Division/Group	
GISS		Division/Group	
FBAN		Division/Group	
IMET		Division/Group	
Training Tech Spec		Air Operations Branch	Director:
		Air Support Group Supervisor	
		Air Tactical Group Supervisor	
6. Logistics Section		Helibase Manager	
Chief	Helen Tarbet / Cassie Buckley (T)		
Supply Unit		8. Finance/Administration Section:	
Facilities Unit		Chief	Ryan Bridgen
Ground Support Unit		Time Unit	
Communications Unit		Procurement Unit	Emmett Medrano (T) / Maria Rosario (T)
Medical Unit		Comp/Claims Unit	
		Cost Unit	

Prepared By: Name: Alyssa Thornburg (T) **Position/Title:** PSC
ICS 203

Signature: Alyssa Thornburg
Date/Time: 5/11/2025 2300 hours

NIMS IAP

SAFETY MESSAGE/PLAN (ICS 208)

1. Incident Name: 2025 LPF Camp Roberts Fire School RX	2. Operational Period:	Date From: 5/12/25	Date To: 5/17/25
		Time From: 0700	Time To: 1900

S A F E T Y S A F E T Y S A F E T Y S A F E T Y	<p>UXO in work area, refer to the IRPG and brief crews. Ensure you have received briefing from Base Personnel prior to engaging in ignitions.</p> <p>Slow down when driving on loose gravel and blind curves. Drive defensively with headlights on and use hands-free devices.</p> <p>Wear proper PPE when using firing devices and make your intentions known to those around you.</p> <p>Maintain situational awareness. Look up, Look down, Look around</p> <p>Stay hydrated!!! Time to think = time to drink.</p> <p>HEADS UP!!! Lookout for SNAGS when working around areas with burned trees. Evaluate all wind damaged trees with large limbs before working under around them.</p> <p>Evaluate your LCES prior to ignitions.</p> <p>Be Aware of Rattlesnakes; look where your hands and feet are, especially in tall grass and brush. Check rocks, stumps and logs before sitting down. Check your sleeping area before bedding down. If seen or heard, give them spaces and they usually will retreat if not threatened. If bitten, make notifications and follow the medical plan.</p> <p>Ensure that no fire reaches areas marked as "No Fire Area" to avoid contaminated P-Phos areas.</p> <p>Ensure that no dozer blade or behicle drives off-road in Vernal Pool areas identified in operational map.</p>	I T · S U P T O Y O U ! ! ! ! ! ! ! ! ! !
-------------------------------------------------------------------------------------------------------------------------------------------------------------------	-------------------------------------------------------------------------------------------------------------------------------------------------------------------------------------------------------------------------------------------------------------------------------------------------------------------------------------------------------------------------------------------------------------------------------------------------------------------------------------------------------------------------------------------------------------------------------------------------------------------------------------------------------------------------------------------------------------------------------------------------------------------------------------------------------------------------------------------------------------------------------------------------------------------------------------------------------------------------------------------------------------------------------------------------------------------------------------------------------------------------------------------------------------------------------------------------------------------------------------------------------------------------------------------------------------------------	-------------------------------------------------------------------------------------------------------------------------------------------------

5. Prepared By:	Position/Title: SOFR	Signature: _____
ICS 208	Date/Time: 5/11/2025 / 2030	

CONTROLLED UNCLASSIFIED
INFORMATION//BASIC

NIMS IAP

CONTROLLED UNCLASSIFIED
INFORMATION//BASIC

NIMS IAP

CONTROLLED UNCLASSIFIED
INFORMATION//BASIC

NIMS IAP

ICS 205 - INCIDENT RADIO COMMUNICATIONS PLAN										CONTROLLED UNCLASSIFIED INFORMATION//BASIC	
1. Incident Name: 2025 LPF Camp Roberts Fire School RX		2. Date/Time Prepared		3. Operational Period:							
Incident Channels		Date: 05/11/2025 Time: 1930		Date From: 05/12/25 Time From: 0700		Date To: 05/17/25 Time To: 1900					
4. Communications											
Ch#	Function	Name	Assigned To	Rx Freq	Rx Tone	Tx Freq	Tx Tone	Mode	Notes		
1	All Divs	LPF TAC 3	ALL DIVS	168.2625		168.2625					
2	All Divs	LPF TAC 4	ALL DIVS	168.1250		168.1250					
3	COMMAND	R5 T7	ALL DIVS	167.9625		167.9625					
4	A/G	AG-24	ALL DIVS	168.6375		168.6375					
5	MEDICAL	CALCORD	ALL DIVS	156.0750	(T6) 156.7	156.0750	(T6) 156.7				
6											
7											
8											
9											
10											
11											
12											
13											
14											
15											
16											
17											
18											
19											
20											
5. Special Instructions											
6. Prepared by (Communications Unit Leader): Name: Enter Name, phone number					Signature: _____						
ICS 205 - CONTROLLED UNCLASSIFIED INFORMATION//BASIC					NIMS IAP		Date/Time: 05/11/2025 1930				

MEDICAL PLAN (ICS 206), Adapted for FDA

1. Incident Name: 2025 LPF CAMP ROBERTS FIRE SCHOOL RX	2. Operational Period: Date From: 05/12/2025 Date To: 05/17/2025 Time From: 0700 Time To: 1900					
3. Medical Aid Stations:						
Name	Location	Contact Number(s)/Frequency	Paramedics on Site?			
Base Camp	Camp Roberts 35 49.640 N 120 44.698 W		<input type="checkbox"/> Yes <input checked="" type="checkbox"/> No			
			<input type="checkbox"/> Yes <input type="checkbox"/> No			
			<input type="checkbox"/> Yes <input type="checkbox"/> No			
4. Transportation:						
Ambulance Service	Location	Contact Number(s)/Frequency	Level of Service			
San Luis Ambulance	Various	911	X ALS <input type="checkbox"/> BLS			
Mercy Air 34	Paso Air Base	911	X ALS <input type="checkbox"/> BLS			
Cal Star 7	Santa Maria	911	X ALS <input type="checkbox"/> BLS			
5. Hospitals:						
Hospital Name	Address	Contact Number(s)	Distance	Trauma Center	Burn Center	Helipad
Twin Cities Community Hospital	1100 Las Tablas Road Templeton, CA 93465 1100 Las Tablas Road Templeton, CA 93465 LAT: 35 33.362' N LONG: 120 43.140' W	Gen:805-434-2500	Air 0:06 Ground 0:26	X Yes Level: 2	<input type="checkbox"/> Yes X No	X Yes <input type="checkbox"/> No
Sierra Vista Regional	1010 Murray Ave San Luis Obispo CA 93405 LAT: 35 17.6333' N LONG: 120 39.962' W	E.D. 805-546-7651	Air 0:14 Ground 0:46	X Yes Level: 3	<input type="checkbox"/> Yes X No	X Yes <input type="checkbox"/> No
Community Regional Medical	2823 Fresno St. Fresno CA,93721 LAT: 36 44.5702' N LONG: 119 47.0913' W	E.D./Radio Rm. 559-459-2578 Burn Center 559-459-4220	Air 0:40 Ground 2:08	X Yes Level: 1	X Yes <input type="checkbox"/> No	X Yes <input type="checkbox"/> No
Santa Clara Valley Medical Center	751 S Bascom Ave San Jose Ca 95128 LAT: 37 18.7713' N LONG: 121 55.9960' W	E.D. 408 885-6912 Burn Center 408-885-6666	Air 0:48 Ground 2:48	X Yes Level: 1	X Yes <input type="checkbox"/> No	X Yes <input type="checkbox"/> No
6. Special Medical Emergency Procedures:						
<p>In the event of a medical emergency, follow the 8 Line</p> <p>IC will act as Communications and initiate the 911 system and make notifications to Camp Roberts Range Control</p> <p>Base personnel will escort medical resources to your patient location upon arrival at Camp Roberts front gate</p>						

1. Incident Name: 2025 LPF CAMP ROBERTS FIRE SCHOOL RX	2. Operational Period: Date From: 05/12/2025 Date To: 05/17/2025 Time From: 0700 Time To: 1900
------------------------------------------------------------------	----------------------------------------------------------------------------------------------------------------

MEDICAL PLAN (ICS 206 WF)
 Controlled Unclassified Information//Basic

Medical Incident Report

FOR A NON-EMERGENCY INCIDENT, WORK THROUGH CHAIN OF COMMAND TO REPORT AND TRANSPORT INJURED PERSONNEL AS NECESSARY.

FOR A MEDICAL EMERGENCY: IDENTIFY ON-SCENE INCIDENT COMMANDER BY NAME AND POSITION AND ANNOUNCE "MEDICAL EMERGENCY" TO INITIATE RESPONSE FROM IMT COMMUNICATIONS/DISPATCH.

Use the following items to communicate situation to communications/dispatch.

1. CONTACT COMMUNICATIONS / DISPATCH (Verify correct frequency prior to starting report)
Ex: "Communications, Div. Alpha. Stand-by for Emergency Traffic."

2. INCIDENT STATUS: Provide incident summary (including number of patients) and command structure.
Ex: "Communications, I have a Red priority patient, unconscious, struck by a falling tree. Requesting air ambulance to Forest Road 1 at (Lat./Long.) This will be the Trout Meadow Medical, IC is TFLD Jones. EMT Smith is providing medical care."

Severity of Emergency / Transport Priority	<input type="checkbox"/> RED / PRIORITY 1 Life or limb threatening injury or illness. Evacuation need is IMMEDIATE <i>Ex: Unconscious, difficulty breathing, bleeding severely, 2nd – 3rd burns more than 4 palm sizes, heat stroke, disoriented.</i> <input type="checkbox"/> YELLOW / PRIORITY 2 Serious Injury or illness. Evacuation may be DELAYED if necessary. <i>Ex: Significant trauma, unable to walk, 2nd – 3rd burns not more than 1-3 palm sizes.</i> <input type="checkbox"/> GREEN / PRIORITY 3 Minor Injury or illness. Non-Emergency transport <i>Ex: Sprains, strains, minor heat-related illness.</i>
Nature of Injury or Illness & Mechanism of Injury	Brief Summary of Injury or Illness <i>(Ex: Unconscious, Struck by Falling Tree)</i>
Evacuation Request	Air Ambulance / Short Haul/Hoist Ground Ambulance / Other
Patient Location	Descriptive Location & Lat. / Long. (WGS84)
Incident Name	Geographic Name + Medical <i>(Ex: Trout Meadow Medical)</i>
On-Scene Incident Commander	Name of on-scene IC of Incident within an Incident <i>(Ex: TFLD Jones)</i>
Patient Care	Name of Care Provider <i>(Ex: EMT Smith)</i>

3. INITIAL PATIENT ASSESSMENT: Complete this section for each patient as applicable (start with the most severe patient)

Patient Assessment: See IRPG PAGE 106

Treatment:

4. EVACUATION PLAN:

Evacuation Location (if different): *(Descriptive Location (drop point, intersection, etc.) or Lat. / Long.)* Patient's ETA to Evacuation Location:

Helispot / Extraction Site Size and Hazards:

5. ADDITIONAL RESOURCES / EQUIPMENT NEEDS:

Example: Paramedic/EMT, crews, immobilization devices, AED, oxygen, trauma bag, IV/fluid(s), splints, rope rescue, wheeled litter, HAZMAT, extrication

6. COMMUNICATIONS: Identify State Air/Ground EMS Frequencies and Hospital Contacts as applicable

Function	Channel Name/Number	Receive (RX)	Tone/NAC *	Transmit (TX)	Tone/NAC *
COMMAND					
AIR-TO-GRND					
TACTICAL					

7. CONTINGENCY: Considerations: If primary options fail, what actions can be implemented in conjunction with primary evacuation method? Be thinking ahead..

8. ADDITIONAL INFORMATION: Updates/Changes, etc.

REMEMBER: Confirm ETAs of resources ordered. Act according to your level of training. Be Alert. Keep Calm. Think Clearly. Act Decisively.

7. Prepared by _____	Signature: _____	
8. Approved by (Safety Officer): Name: _____ Signature: _____		
ICS 206	IAP Page _____	Date/Time: _____

Finance Message

Please email time documents to the Finance Section at: SM.FS.lpfjobs@usda.gov

For any finance questions, Finance Section Chief Ryan Bridgen will be available by phone at 661-375-0209.

Check In / Demob Process

Checking in or Demobing? Please follow guidance below:



Check In / Demob Forms

Check In:

- 1) Scan the QR Code (above) and navigate to “Incident Check-In Form” and complete (be prepared with Resource Order).
- 2) Begin completing your Crew Time Report (CTR).
- 3) If a trainee, please complete the “Trainee Check In Form”, located at the QR Code above.

Demob:

- 1) Ensure your incident supervisor is aware of your demob day.
- 2) Scan the QR Code (above) and navigate to “Incident Demob Form” and complete.
- 3) Close out with Finance by emailing CTR’s to SM.FS.lpfjobs@usda.gov
- 4) If a trainee, please scan QR Code above and complete “Training Exit Form”.
- 5) Notify Los Padres Communication Center (LPCC) you are departing the incident and provide ETA to demob location.

Questions? Please contact alyssa.thornburg@usda.gov, 805-450-2756.

TRAINING SPECIALIST MESSAGE

Be sure all of your hard work is captured by documenting this incident with the Training Specialist. **Use the Training Check-In and Exit QR codes below.**

Please read the task book instructions to ensure your training is being accurately documented. We need the “T’s crossed and I’s dotted.” Do not forget to complete an [ICS-225 Incident Personnel Performance Rating](#).

Special thanks to all the trainers for providing mentorship, opportunities, and completing all of the documentation needed.

LPF Forest Training Officer Tracy Dott will be on-site May 18-22 at Fire School ICP and will be available remotely May 11-17.

Training Check-In QR:



Training Exit QR:



Duty, Respect, Integrity

Tracy Dott, LPF Training Officer 805-722-0170 tracy.dott@usda.gov

Logistics Message




Greetings everyone. The LOGS section is very eager and happy to serve all of you with your logistical needs during Fire School. A few things we would like to run through:

1. The **ICP** will be located at Camp Roberts, Building 120. *ICP reserved for C&G staff only. Check-In & Demob will be available at base camp.
2. **Base Camp** will be located at Camp Roberts at East Garrison Rd (follow posted signs). Lat/long: 35 49.640 N 120 44.698 W
Highway 101 to San Miguel, CA -> Exit 245 East Garrison -> East onto Bradley Rd.
3. We will have portable toilets and wash stations at base camp and at the fire training area.
4. A freezer unit with ice will be plugged in at Base Camp. It can accommodate any food/drink items that the crews have brought in for their meals.
5. Drinking water will also be located at Base Camp. Please take only what you will use during Fire School.
6. Base Camp has a designated sleeping area. Do not sleep in areas outside of the designated area.
7. There will also be a dumpster located at base camp. Please be sure and use the dumpster that is assigned to Fire School.
8. Your LOGS Crew consists of Helen Tarbet, LSC3 and Cassy Buckley, LSC3 (T). Please feel free to contact any of us with any questions or needs that you may have.

Thank you for being here and please don't hesitate to contact us with any needs or questions.

Contact Helen Tarbet with questions at **805-550-1002**.

PUBLIC INFORMATION MESSAGE



SOCIAL MEDIA GUIDELINES FOR WILDLAND FIREFIGHTERS

It is a fact of the internet that every click, every view and every sign-up is recorded somewhere. Depending on your view, this is either very creepy or fantastically interesting. Social media has amazing uses; it enables firefighters to express a thought or opinion or share an experience at almost any time, from any location. This capability can be very positive for the fire and aviation community. Social media provides an instant medium for messages and education. We can also use it to share with family, friends, or national audiences.

On the flip side, there have been instances of photographs and videos taken in unsafe, unprofessional, or embarrassing circumstances. When that happens, it reflects poorly on our entire fire community.

The Forest Service does not want to police video and photo postings. They'd rather approach it in terms of "doing what's right" and allow employees to use their own judgment about what is appropriate and what is not, and trust them to know the difference. These two simple points may help firefighters decide how and what to post on their personal social media accounts.

KNOW BEFORE YOU GO

If you are going to post anything work-related on your personal social media platforms, it's a good idea to read through the Department of Agriculture's Social Media Policy. The policy provides good tips and guidance for all USDA employees. For example, the policy states that you should not use a photo of yourself in official uniform as your profile picture and you shouldn't use your official title in posts or comments.

The USDA Social Media Policy can be found at: [Social Media | USDA](https://www.usda.gov/digital-strategy/social-media)
<https://www.usda.gov/digital-strategy/social-media>

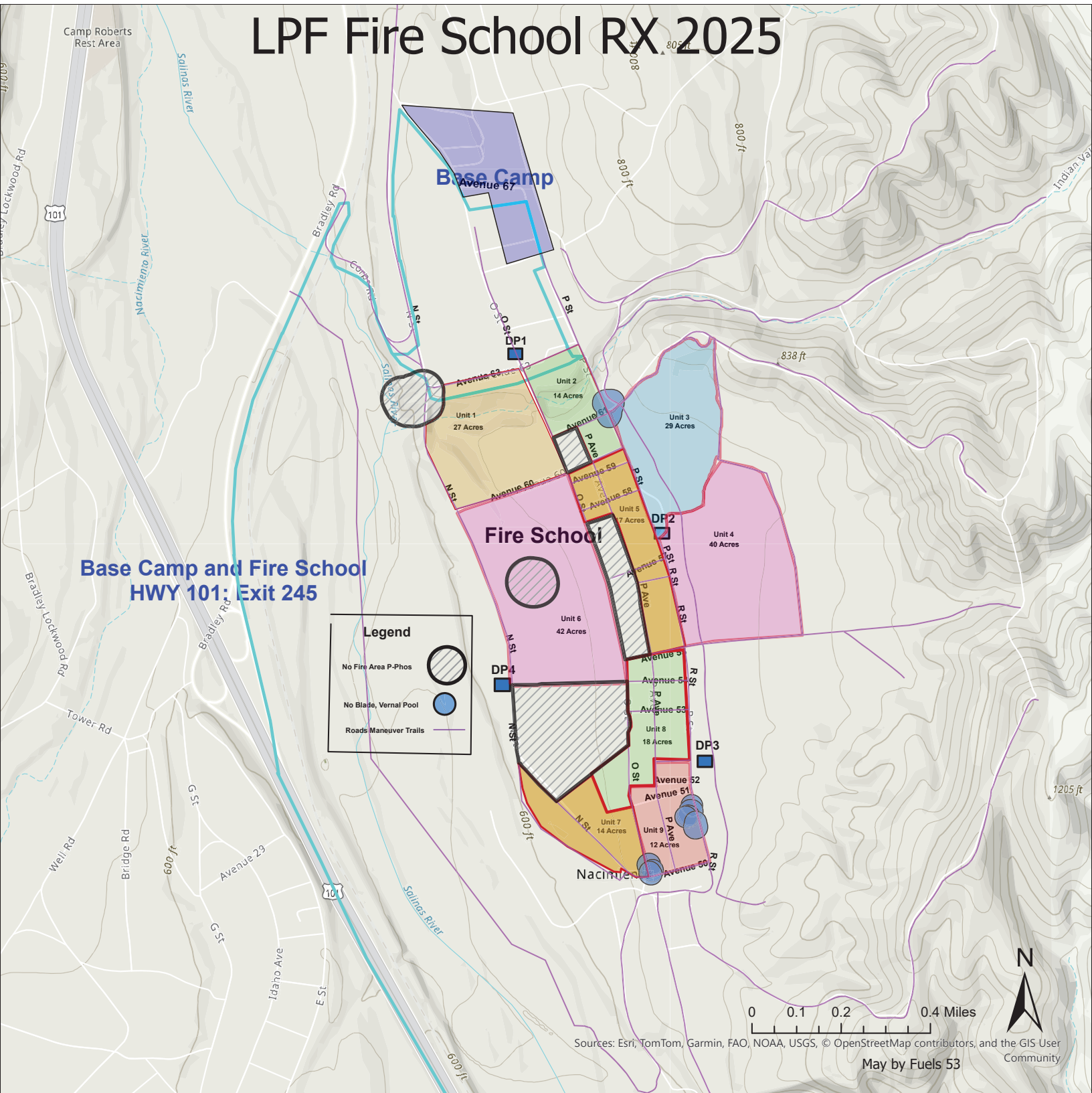
CHECK IT BEFORE YOU WRECK IT

If you do share work-related information on your personal social media, make sure it's information that is already available to the public. For example, posting photos or information about homes that have just burned may create a horribly unwanted surprise for homeowners who have not been notified that their homes have been affected. It's always a good idea to pause and think about whether the information you're about to post is already public knowledge.

Before you post a photo or video, take a minute to think about the content. Does the photo or video involve firefighters without proper PPE? Does the photo or video portray something that could embarrass you or your crew? If we pause long enough to reflect on whether the content is inappropriate, we can avoid posting something that could have negative effects on firefighters or the firefighting community. Once a video goes viral, it's out there and not much can be done to take it back. An unprofessional or unsafe activity will have a shelf life of years and may result in a disciplinary action.

For questions, please contact LPF Public Affairs Officers Andrew Madsen at (805) 895-0841 or Flemming Bertelsen at (805) 455-9486.

LPF Fire School RX 2025



UNIT LOG (ICS 214)		
1. Incident Name: 2025 LPF Camp Roberts Fire School RX		2. Operational Period: Date From: 5/12/25 Date To: 5/17/25 Time From: 0700 Time To: 1900
3. Unit Name/Designators		4. Unit Leader (Name and ICS Position)
5. Personnel Assigned/Designators		
NAME	ICS POSITION	HOME BASE
6. Activity Log (Continue on Reverse)		
TIME	MAJOR EVENTS	
7. Prepared By:		
Date/Time:		NIMS IAP

UNIT LOG CONT. (ICS 214)

1. Incident Name:
2025 LPF Camp Roberts Fire School RX

2. Operational Period:	Date From:	5/12/25	Date To:	5/17/25
	Time From:	0700	Time To:	1900

6. Activity Log

[illegible]

7. Prepared By:

Date/Time:

NIMS IAP