

# **Wragg Incident**

**15CALNU006678**

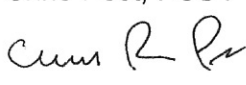

## **Incident Action Plan**


**07/29/2015 – 07/30/2015**

**OPERATIONAL PERIOD**

**0700 to 0700**



<b>INCIDENT OBJECTIVES</b>	<b>1. INCIDENT NAME</b> <b>WRAGG</b>	<b>2. DATE PREPARED</b> <b>07/28/2015</b>	<b>3. TIME</b> <b>1800</b>																				
<b>4. OPERATIONAL PERIOD (DATE/TIME)</b> <b>07/29/2015 – 07/30/2015 0700-0700</b>																							
<b>5. MANAGEMENT OBJECTIVES</b> <ul style="list-style-type: none"> <li>•Establish and maintain safe work practices to minimize threats to the public and emergency personnel.</li> <li>•Minimize damage to structures, private property and other improvements in the fire area.</li> <li>•Protect natural and heritage resources.</li> <li>•Maintain fiscal accountability keeping costs commensurate with values at risk.</li> <li>•Provide timely and accurate incident information.</li> <li>•Foster and maintain relationships with all local cooperators and stakeholders.</li> </ul> <b>6. GENERAL CONTROL OBJECTIVES</b> <ul style="list-style-type: none"> <li>•Keep fire South of Enos Creek.</li> <li>•Keep fire East of Wragg Canyon.</li> <li>•Keep fire North of Mix Canyon.</li> <li>•Keep fire West of the communities of Golden Bear, Winters and English Hills.</li> </ul>																							
<b>7. WEATHER FORECAST FOR OPERATIONAL PERIOD</b> See Attached																							
<b>8. GENERAL SAFETY MESSAGE</b> See Attached																							
<b>9. Attachments (☑ if attached)</b> <table border="0" style="width: 100%;"> <tr> <td><input checked="" type="checkbox"/> Organization List (ICS 203)</td> <td><input checked="" type="checkbox"/> Medical Plan (ICS 206)</td> <td><input checked="" type="checkbox"/> Finance</td> <td><input checked="" type="checkbox"/> Unit Log 214</td> </tr> <tr> <td><input checked="" type="checkbox"/> Weather Forecast</td> <td><input checked="" type="checkbox"/> Air Ops 220</td> <td><input checked="" type="checkbox"/> Training Message</td> <td><input checked="" type="checkbox"/> Facility Map</td> </tr> <tr> <td><input checked="" type="checkbox"/> Fire Behavior Forecast</td> <td><input type="checkbox"/> Ops Expectations/ DIVS worksheet</td> <td><input checked="" type="checkbox"/> Supply Message/ 101</td> <td></td> </tr> <tr> <td><input checked="" type="checkbox"/> Safety Message</td> <td><input checked="" type="checkbox"/> Assignment List (ICS 204)</td> <td><input checked="" type="checkbox"/> Dmob Plan</td> <td><input type="checkbox"/> _____</td> </tr> <tr> <td><input checked="" type="checkbox"/> Communications Plan (ICS 205)</td> <td><input checked="" type="checkbox"/> Fire Line Suppression</td> <td><input checked="" type="checkbox"/> Traffic Plan</td> <td><input type="checkbox"/> _____</td> </tr> </table>				<input checked="" type="checkbox"/> Organization List (ICS 203)	<input checked="" type="checkbox"/> Medical Plan (ICS 206)	<input checked="" type="checkbox"/> Finance	<input checked="" type="checkbox"/> Unit Log 214	<input checked="" type="checkbox"/> Weather Forecast	<input checked="" type="checkbox"/> Air Ops 220	<input checked="" type="checkbox"/> Training Message	<input checked="" type="checkbox"/> Facility Map	<input checked="" type="checkbox"/> Fire Behavior Forecast	<input type="checkbox"/> Ops Expectations/ DIVS worksheet	<input checked="" type="checkbox"/> Supply Message/ 101		<input checked="" type="checkbox"/> Safety Message	<input checked="" type="checkbox"/> Assignment List (ICS 204)	<input checked="" type="checkbox"/> Dmob Plan	<input type="checkbox"/> _____	<input checked="" type="checkbox"/> Communications Plan (ICS 205)	<input checked="" type="checkbox"/> Fire Line Suppression	<input checked="" type="checkbox"/> Traffic Plan	<input type="checkbox"/> _____
<input checked="" type="checkbox"/> Organization List (ICS 203)	<input checked="" type="checkbox"/> Medical Plan (ICS 206)	<input checked="" type="checkbox"/> Finance	<input checked="" type="checkbox"/> Unit Log 214																				
<input checked="" type="checkbox"/> Weather Forecast	<input checked="" type="checkbox"/> Air Ops 220	<input checked="" type="checkbox"/> Training Message	<input checked="" type="checkbox"/> Facility Map																				
<input checked="" type="checkbox"/> Fire Behavior Forecast	<input type="checkbox"/> Ops Expectations/ DIVS worksheet	<input checked="" type="checkbox"/> Supply Message/ 101																					
<input checked="" type="checkbox"/> Safety Message	<input checked="" type="checkbox"/> Assignment List (ICS 204)	<input checked="" type="checkbox"/> Dmob Plan	<input type="checkbox"/> _____																				
<input checked="" type="checkbox"/> Communications Plan (ICS 205)	<input checked="" type="checkbox"/> Fire Line Suppression	<input checked="" type="checkbox"/> Traffic Plan	<input type="checkbox"/> _____																				
<b>10. PREPARED BY (PLANNING SECTION CHIEF)</b> Chris Post, PSC1 	<b>11. APPROVED BY (INCIDENT COMMANDER)</b> 																						

ORGANIZATION ASSIGNMENT LIST		9. Operations Section	
1. INCIDENT NAME <b>WRAGG</b> CA-LNU-006678		Chief	Mike Webb
2. Date Prepared <b>07/28/15</b>		Deputy	Mike van Loben Sels
3. Time <b>2200</b>		Night	Polo Rodriguez
4. Operational Period <b>7/29/2015 - 7/30/2015</b> <b>0700-0700</b>		a. Branch I - Division/Groups	
<b>Position</b>		Division/Group	A / C / G / M Ken Pridmore
<b>Name</b>		b. Branch III - Division/Groups	
5. Incident Commander and Staff		Branch Director	Tom Lubas
Incident Commanders	Brian Estes / Jim Ferguson ( T )	Division/Group	P Matt Milojevich
Deputy Incident Commander	Kevin Lawson	Division/Group	T Dennis O'neil
Safety Officers	Gabriel Santos / Joe Buchmeier ( T )		Mark Mihaljevich ( T )
Information Officer	Rick Vogt	c. Branch IV - Division/Groups	
Liaison Officer	Mike Martin	Branch Director	Felix Berbena / Ethan Darnall ( T )
Law Enforcement Liaisons	Scott McCartney / Todd Jennings	Division/Group	U Gino Degraffenreid
6. Agency Representatives			John Greenberg ( T )
Agency	Name	Division/Group	X Karie Tidwell
			Keith Cummings ( T )
<b>See Next Page</b>		d. Fire Line Supression Repair	
		Division/Group	Megan Scheeline
		e. Contingency Branch	
		Branch Director	Ron Roberts
		f. Lagoon Staging	
		Staging Area Manager	
7. Planning Section		f. Air Operations Branch	
Chief	Chris Post	Air Operations Branch Director	Scott Packwood
Deputy	Buddy Bloxham ( T )	Air Attack Supervisor	
Resource Unit	Gabe Garcia / Steve Oaks /Justin Petersen	Air Support Supervisor	Tom Swanson
Situation Unit	Adam Mitchell / Shane Sherwood ( T )	Helicopter Coordinator	Scott Corn
Documentation Unit	Susan Hudson / Sandra Jewell	Air Tanker Coordinator	
Demobilization Unit	Tom Shevenell / Leonel Plata ( T )	10. Finance Section	
Training	Shane Vargas	Chief	Harper Keene
Fire Behavior Analyst	Scott Jones	Deputy	John Kiszka
IMET	Jason Clapp	Time Unit	Kyle Lunsted ( T )
8. Logistics Section		Procurement Unit	Julie Freeman
Chief	Dusty Martin	Compensation/Claims Unit	Karen Guillemin
Deputy	Scott Ernest	Cost Unit	Greg Belk
Supply Unit	Paul Lee	Hired Equipment	Jason Luckenbach
Facilities Unit	Ernie Solis		
Ground Support Unit	Jason Warden		
Communications Unit	Eddy Moore / Tim Maguire ( T )		
Medical Unit	Jorge Segura		
Food Unit	Mike Carnesecca / Mario Rivera ( T )	Prepared by (Plans Section Chief)	
Motel Unit	Shane Cook	Buddy Bloxham PSC1 ( T )	



Agency Representatives	
Agency	Name
City of Winters	John Donlevy
Solano Co. S.O.	Jon Mazer
Yolo Co. S.O.	Dale Johnson
Solano CHP	LT. Dave Ricks
Yolo CHP	CAPT Chuck King
CDCR	LT. Dan Eddy
BLM	Jeff Tunnell
PG&E	Pam Purdue
CAL TRANS	Mike Chappel
Solano Co. Parks	Sean McDowell
Yolo – Solano ARB	Dale Jeff Pinnow
Salvation Army	Kevin Hansen
Red Cross	William Chen
Winters Fire Dept.	Aaron McAlister
Vacaville Fire Dist.	Doug Rogers
CAL OES	John Salvate
Yocha Dehe Wintun Nation	James Sarmiento
Solano Co. OP. Area	Aaron McAlister
Yolo Co. Op. Area	Gary Fredrickson
Vacaville Fire Dept.	Ron Karlen
CCC	Mieka Hall






# INCIDENT WEATHER FORECAST



**FORECAST NO:** 6  
**PREDICTION FOR:** Wednesday **DAY/NIGHT SHIFT**

**INCIDENT NAME:** Wragg Fire  
**UNIT:** CALFIRE Sonoma-Lake-Napa Unit

**SHIFT DATE:** 29 July 2015  
**TIME AND DATE**  
**FORECAST ISSUED:** 1900 / 28 July 2015

**SIGNED:**   
Jason Clapp  
**Incident Meteorologist**

## WEATHER TODAY:

**WEATHER:** Sunny/smoky and hot with weak northerly morning winds and terrain-driven/WSW ridge winds in the afternoon.

**TEMPERATURES:** 102-105 **Trend: Up 1-3**  
**RELATIVE HUMIDITY:** 9-13% Lowest mid-afternoon, then rise **Trend: Little Change**

### **20 FT WINDS:**

**RIDGETOP** – NNE 5-7 mph gusting 12 mph in the morning, gradually decreasing into afternoon. Then WSW ridge winds 6-9 mph gusting 15 mph by late afternoon.

**SLOPE/VALLEY** – NNE 3-6 gusting 10 mph in aligned canyons, decreasing and becoming terrain-driven by afternoon.

**LAL: 1.** **Stability/Inversion:** Inversion holding until 1000.

### WEATHER FOR TONIGHT AFTER MIDNIGHT: Clear.

Low temperatures: 72-75

Max RH: 30% upper elevation, 40% lower elevations.

**20FT Winds:** NNE 4-6 mph gusting 10 mph over ridges with weak downsloping and eddying in canyons.

**WEATHER DISCUSSION:** Sunny/clear with smoke. Light northerly winds in the morning before slowing and becoming terrain-driven in the afternoon. The large upper ridge continues to drift over NorCal with hot temperatures the remainder of the week with potential Sierra thunderstorms Thursday into weekend. Winds will be terrain-driven during day battling with SW ridge winds late afternoon into evening.

### OUTLOOK FOR THURSDAY/FRIDAY:


**Thursday:** Hot with upper ridge bringing monsoonal moisture and isolated thunderstorms over Sierra. High temps: 101-104. Max/ Min RH: 40% / 14-18%. Winds: Slope winds with WSW ridge winds 6-10 gusting to 15-20 mph by late afternoon. Eddying in canyons feeding Miller Creek.

**Friday:** Hot with upper ridge bringing monsoonal moisture and isolated thunderstorms over Sierra. High temps: 97-100. Max/ Min RH: 55% / 20-25%. Winds: Slope winds with WSW ridge winds 6-10 gusting to 15-20 mph by late afternoon. Eddying in canyons feeding Miller Creek.

**Extended Planning Weather Outlook**



## FIRE BEHAVIOR FORECAST

<b>FORECAST NUMBER: 6</b>	<b>TYPE OF FIRE: Wildland Fire</b>
<b>FIRE NAME: Wragg</b>	<b>OPERATIONAL PERIOD: 07/29 (0700-0700)</b>
<b>DATE ISSUED: 07/28/15</b>	<b>TIME ISSUED: 2100</b>
<b>UNIT: LNU</b>	<b>SIGNED: </b>
	<b>Typed/printed: Scott Jones</b>

### INPUTS

#### WEATHER SUMMARY

Sunny / hot with weak northerly AM winds and terrain driven WSW ridge winds in the PM

**TEMPERATURES:** 102 - 105      **RELATIVE HUMIDITY:** 9 - 13

**20 FT WINDS:** (MPH)

**RIDGETOP -** NNE 5-7 gusts 12 in the AM, gradually decreasing into the afternoon; by late afternoon shifting WSW 6-9 gusts to 15.

**SLOPE/VALLEY -** NNE 3-6 gusts 10 in aligned canyons, decreasing and becoming terrain driven by the afternoon.

### OUTPUTS

#### FIRE BEHAVIOR

##### GENERAL:

Yesterday after 5 consecutive burn periods of reduced fire intensity; activity intensified with a large slop-over that made a run from DIV U south into Branch III. Extreme fire behavior was observed with flame lengths, spotting and critical rates of spread.

The area was in alignment with north winds, steep canyons and heavy 4 year drought stressed fuel loads 6' to 15' high. Key contributing factors were 100° plus temps, single digit RH values and solar radiation alignment.

Fuels are grass oak woodland, comprised of 30 year decadent brush. The grasslands 6-18" are a mix of grazed and open land. High concentrations of shrub groups are 6-12' with mixed dead fuel loads under Oak canopy.

#### Fire Behavior for Optimal Alignment

Fuel Type	Extreme Potential		ROS (Ft-MIN)	ROS (Ft-MIN)	FL (Ft)	P(i)G
	ROS	FL (Ft)	Forward	Lateral		
Grass Group	45'/min	10 ft	18 - 45'	2 - 5'	4 - 6'	93%
Shrub Group	95'/min	17 ft	12 - 60'	4 - 8'	7 - 15'	93%

##### SPECIFIC:

The northern divisions should have limited activity.

The southern divisions X - T - U - P will have increased potential for higher levels of fire intensity.

Yesterday's runs were fuel and slope driven with an influence from the north wind. Expect an increase in activity if RH values drop into the single values. Also be cognizant of the effects of solar radiation, the initial runs yesterday were during the early afternoon sun alignment.

The fuel loads in these canyons are heavy brush groups that are past critical fuel moisture levels. Expect any single or group torching to rapidly expand and rapid slope runs to be imminent for any fires along the ridge lines or in drainages. Also anticipate:

- Fires to be too intense for direct attack on the head by persons using hand tools.
- Hand line that cannot be relied on to hold the fire.
- Equipment such as dozers, pumpers, and retardant aircraft to be necessary to secure control lines.

##### AIR OPERATIONS:

Expected inversion until 1000 could limit or delay air operations.

### SAFETY

During the 2014 Fire Season a common statement was "I have never seen such extreme fire behavior", yesterday a common statement was "I have never seen fire behavior like that."

**MAINTAIN YOUR SITUATIONAL AWARENESS**





# WRAGG INCIDENT CA LNU 006678



<b>SAFETY MESSAGE</b>	1. INCIDENT NAME: WRAGG	2. DATE PREPARED: July 28, 2015	3. TIME PREPARED: 14:00
4. PREPARED BY: Joe Buchmeier SOF1 (T)	5. LEADER NAME: Gabriel Santos SOF1	6. OPERATIONAL PERIOD: 7/29/15 0700 TO 7/30/15 0700	



# SAFETY MESSAGE

**STAY SAFE STAY FOCUSED IT'S NOT OVER UNTIL IT'S OVER**

- HIGHER TEMPERATURES EXPECTED, MAINTAIN HYDRATION, TAKE SHADED BREAKS AS NEEDED.
- Use caution during mop up, hazards and risks still exist.
- Stay aware of what is happening around you and adapt your exit strategy accordingly. ESTABLISH SAFETY ZONES AND KNOW YOUR ESCAPE ROUTE!
- Lots of poison oak cases coming in, be cautious, especially in Branch I.
- Back haul is in progress, use proper lifting techniques and beware of stump-holes, steep slopes, trip hazards and loose footing.
- Take care of your feet!!! Change your socks regularly and get prompt medical attention for blisters.
- Pay attention to changes in wind direction.
- Monitor your crews for signs of fatigue, everybody needs a reset but there's more work to be done.
- There is a great deal of traffic on the incident base, watch out for other vehicles entering and exiting roadways, SLOW DOWN and Drive Defensively!

WATCH FOR FLARE UPS OUTSIDE THE LINES, TRIPLE DIGIT HEAT AND SINGLE DIGIT HUMIDITY EXPECTED, ALWAYS HAVE A PLAN "B"



<b>1. Incident Name: WRAGG</b>		<b>2. Incident Number: CALNU006678</b>	
<b>3. Date/Time Prepared:</b> Date: 7/28/15      Time: 1400		<b>4. Operational Period:</b> Date From: 7/29/15 Date To: 7/30/15 Time From: 0700      Time To: 0700	
<b>5. Incident Area</b>	<b>6. Hazards/Risks</b>	<b>7. Mitigations</b>	
ALL	STEEP TERRAIN	<ul style="list-style-type: none"> <li>- POST LOOKOUTS</li> <li>- WATCH FOOTING</li> </ul>	
ALL	NARROW ONE WAY ROADS, SOME PREVIOUSLY CLOSED NOW OPEN TO THE PUBLIC	<ul style="list-style-type: none"> <li>- HEADLIGHTS ON</li> <li>- SLOW DOWN,</li> <li>- WEAR SEATBELTS</li> </ul>	
ALL	FATIGUE	<ul style="list-style-type: none"> <li>- MAINTAIN PROPER WORK REST CYCLES</li> <li>- DOCUMENT ON ICS 214.</li> </ul>	
ALL	HIGH TEMPERATURES COMING. HYDRATION	<ul style="list-style-type: none"> <li>- MAINTAIN 3 TO 1 WATER TO ELECTROLYTE RATIO.</li> <li>- TRY TO TAKE SHADED BREAKS</li> </ul>	
ALL	CRITICAL FUEL MOISTURES	<ul style="list-style-type: none"> <li>- PAY CLOSE ATTENTION TO FIRE BEHAVIOR AND CHANGING CONDITIONS.</li> </ul>	
ALL	CHANGING WEATHER CONDITIONS	<ul style="list-style-type: none"> <li>- MONITOR CURRENT WEATHER CONDITIONS AND OBTAIN FORECAST.</li> </ul>	
ALL	AVIATION HAZARDS	<ul style="list-style-type: none"> <li>- MONITOR AIR TO GROUND.</li> </ul>	
ALL	ROLLING MATERIALS ON BURNED SLOPES	<ul style="list-style-type: none"> <li>- BE CAUTIOUS OF WORKING BELOW CREWS AND EQUIPMENT</li> </ul>	
ALL	COMMUNICATIONS	<ul style="list-style-type: none"> <li>- FOLLOW COMM PLAN</li> <li>- UTILIZE HUMAN REPEATER</li> </ul>	
ALL	POISON OAK	<ul style="list-style-type: none"> <li>- WASH WELL AND WASH NOMEX</li> <li>- PHYSICIAN AVAILABLE 0800 TO 1200 AT DELTA CAMP</li> </ul>	
ALL	CUTTING LINE ON UNBURNED ISLANDS	<ul style="list-style-type: none"> <li>- MAINTAIN SAFE WORKING DISTANCES.</li> <li>- AVOID COMPLACENCY</li> </ul>	
ALL	NEW INCIDENTS	<ul style="list-style-type: none"> <li>- HAVE CONTINGENCY PLAN</li> <li>- IDENTIFY RESOURCES AHEAD OF TIME</li> </ul>	
<b>8. Prepared by:</b> Gabe Santos IMT 6 SOF1:  Joe Buchmeier IMT 6 SOF1 (T): 			
<b>ICS 215A</b>		Date/Time: 7/28/15	

# CAL FIRE Incident Management Team 6

## WRAGG INCIDENT SAFETY ALERT

### CA LNU 006678 HEAT RELATED ILLNESS

**"If it is Predictable it is Preventable"**

Due to record-breaking high temperatures expected throughout California over the next two weeks all incident personnel shall review and implement the following Heat Related Illness Prevention guidelines and document the training on you unit log (ICS 214 form).

Heat-induced illness is a result of the body's inability to cope with heat. This can be a minor symptom or a serious life-threatening injury. While recognition and treatment are important, prevention is the key. **HEAT RELATED ILLNESS IS PREVENTABLE.**

Becoming acclimated to working in a hot environment takes time.

- It normally takes 4-8 days to acclimate
- Fatigue and alcohol consumption delays this process
- Persons not acclimated are at increased risk and can suffer heat-related illness at lower levels of heat and work activity

Personnel need to pre-hydrate before work and continuously hydrate during work.

- Water is the primary form of fluid replacement
- Before work, it is recommended to drink 20 ounces of sports drink
- During work drink 8 ounces of water every 15 minutes (1 Quart/hour)
- Cool / cold water is preferred
- Consider a carbohydrate / electrolyte sports drink as a portion (25%-50%) of the fluid intake

Avoid Hyponatremia

- Hyponatremia develops when the concentration of sodium is diluted in the bloodstream
- Exercise-induced hyponatremia occurs when this phenomenon is caused by excess water intake during exercise or work
- Proper nutrition and consumption of carbohydrate/electrolyte sports drinks as part of hydration will assist in avoiding hyponatremia
- Symptoms can include disorientation, headache, muscle cramps and nausea

Avoid Certain Drinks

- To help prevent dehydration, **avoid** carbonated beverages and performance beverages such as Red Bull, Rock Star, Monster Drinks, etc.
- Caffeine hastens fluid loss in the urine.



Web Resources

- OSHA Heat Stress Card: [www.osha.gov/publications/osha3154.pdf](http://www.osha.gov/publications/osha3154.pdf)
- 6 Minutes for Safety: [www.nifc.gov/sixminutes/dsp\\_discussion.php?id=67](http://www.nifc.gov/sixminutes/dsp_discussion.php?id=67)



IMT 6 SOF1 Gabriel Santos



IMT 6 SOF1 (T) Joe Buchmeyer





<b>DIVISION ASSIGNMENT LIST</b>		1. Branch <b>I</b>		2. Division/Group <b>Division A / C / G / M</b>			
3. Incident Name <b>WRAGG</b>		4. Operational Period Date: <b>7/29/2015</b> to <b>7/30/2015</b> Time: <b>0700-0700</b>					
<b>5. Operations Personnel</b>							
Operations Chief		<b>Mike Webb (Day)</b> <b>Polo Rodriguez (Night)</b>		Division/Group Supervisor <b>Ken Pridmore</b>			
Branch Director				Branch Safety <b>Ken Margiott</b>			
<b>6. Resources Assigned this Period</b>							
Strike Team/Task Force/ Resource Designator	Leader	Number Persons	Drop Off PT./Time	Pick Up PT./Time	On Line	Off Line	
STC XSN 2399C	David Cornelessen	20	DP 20 / 0800	0800	<input type="checkbox"/>	<input type="checkbox"/>	
STC OES 4802C	James Edmiston	22	DP 20 / 0800	0800	<input type="checkbox"/>	<input type="checkbox"/>	
7. Control Operations Mop up and tactical patrol 500 feet.							
8. Special Instructions Be aware of several rolling rocks and traffic hazards along Highway 128. NIFC C2 (channel 2) and NIFC C9 (channel 3) are the current command repeater system. These two channels are linked and are hard toned. Use either one of these channels to communicate to Wragg communications.							
<b>9. Division/Group Communication Summary</b>							
Function	Frequency	System	Channel	Function	Frequency	System	
Command	RX 170.0125 Tone 123.0 TX 165.2500	King NIFC	NIFC C9	EMS	RX / TX 156.0750 TX/RX 156.7	King NIFC	CALCORD
Tactical Div/Group	RX/TX 154.2650 TX/RX 156.7	King NIFC	VFIRE 22	Air to Ground	RX/TX 159.4050 TX/RX 192.8	King NIFC	CDF T22
Prepared by (Resource Unit Ldr.) Steve Oaks 		Approved by (Planning Sect. Ch.) Buddy Bloxham ( T ) 			Date 7/28/2015	Time 2300	





<b>DIVISION ASSIGNMENT LIST</b>		1. Branch <p style="text-align: center;"><b>III</b></p>			2. Division/Group <p style="text-align: center;"><b>Division P ( 1 of 2 )</b></p>		
3. Incident Name <p style="text-align: center;"><b>WRAGG</b></p>		4. Operational Period Date: 7/29/2015 to 7/30/2015 Time: 0700-0700					
5. Operations Personnel							
Operations Chief		<b>Mike Webb (Day)</b>		Division/Group Supervisor		<b>Matt Milojevich</b>	
		<b>Polo Rodriguez (Night)</b>					
Branch Director		<b>Tom Lubas</b>		Branch Safety		<b>Jack Thomas</b>	
6. Resources Assigned this Period							
Strike Team/Task Force/ Resource Designator	Leader	Number Persons	Drop Off PT./Time	Pick Up PT./Time	On Line	Off Line	
STC MMU 9420C	Brian Allman	18	DP 30 / 0800	0800	<input type="checkbox"/>	<input type="checkbox"/>	
STC BTU 9210C	Rob Sonsteng	20	DP 30 / 0800	0800	<input type="checkbox"/>	<input type="checkbox"/>	
<b>STC ANF 1607C*</b>	Todd Heon	27	DP 30 / 0800	2000	<input type="checkbox"/>	<input type="checkbox"/>	
STG TGU 9255G	Jesse McGuire	30	DP 30 / 0800	0800	<input type="checkbox"/>	<input type="checkbox"/>	
STG SHU 9243G	Jan Smutz	30	DP 30 / 0800	0800	<input type="checkbox"/>	<input type="checkbox"/>	
STG SHU 9244G	Dave Hight	33	DP 30 / 0800	0800	<input type="checkbox"/>	<input type="checkbox"/>	
STG TGU 9256G	Tim Solaire	30	DP 30 / 0800	0800	<input type="checkbox"/>	<input type="checkbox"/>	
STL SKU 9260L	Kent Cunningham	4	DP 30 / 0800	0800	<input type="checkbox"/>	<input type="checkbox"/>	
DOZ PVT E-331	David Perr		DP 30 / 0800	0800	<input type="checkbox"/>	<input type="checkbox"/>	
<b>DOZ SHF 29*</b>	Dave Brown	2	DP 30 / 0800	2000	<input type="checkbox"/>	<input type="checkbox"/>	
DOZ PVT E-51	Lemuel Pearson	2	DP 30 / 0800	0800	<input type="checkbox"/>	<input type="checkbox"/>	
DOZ PVT E-121	Robert Domoinikus	2	DP 30 / 0800	0800	<input type="checkbox"/>	<input type="checkbox"/>	
DOZ PVT E-311	Kevin Robinson	2	DP 30 / 0800	0800	<input type="checkbox"/>	<input type="checkbox"/>	
7. Control Operations Improve and construct direct fire line. Mop up 50 feet in.							
8. Special Instructions Ensure LCES is in place in all Divisions. NIFC C2 (channel 2) and NIFC C9 (channel 3) are the current command repeater system. These two channels are linked and are hard toned. Use either one of these channels to communicate to Wragg communications. <b>*12 Hour Resource</b>							
9. Division/Group Communication Summary							
Function	Frequency	System	Channel	Function	Frequency	System	
Command	<b>RX 168.1000 Tone 123.0 TX 170.4500</b>	King NIFC	<b>NIFC C2</b>	EMS	<b>RX / TX 156.0750 TX/RX 156.7</b>	King NIFC	
Tactical Div/Group	<b>RX/TX 159.3075 TX/RX 192.8</b>	King NIFC	<b>CDF T27</b>	Air to Ground	<b>RX/TX 159.4050 TX/RX 192.8</b>	King NIFC	
Prepared by (Resource Unit Ldr.) Steve Oaks 		Approved by (Planning Sect. Ch.) Buddy Bloxham ( T ) 			Date 7/28/2015	Time 2300	

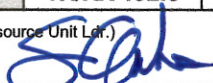

<b>DIVISION ASSIGNMENT LIST</b>		1. Branch <b>III</b>		2. Division/Group <b>Division P ( 2 of 2 )</b>		
3. Incident Name <b>WRAGG</b>		4. Operational Period Date: 7/29/2015 to 7/30/2015 Time: 0700-0700				
5. Operations Personnel						
Operations Chief		<b>Mike Webb (Day)</b>		Division/Group Supervisor		<b>Matt Milojevich</b>
		<b>Polo Rodriguez (Night)</b>				
Branch Director		<b>Tom Lubas</b>		Branch Safety		<b>Jack Thomas</b>
6. Resources Assigned this Period						
Strike Team/Task Force/ Resource Designator	Leader	Number Persons	Drop Off PT./Time	Pick Up PT./Time	On Line	Off Line
DOZ PVT E-332	Brian Denton	2	DP 30 / 0800	0800	<input type="checkbox"/>	<input type="checkbox"/>
DOZ PVT E-334	Travis Oferrall	2	DP 30 / 0800	0800	<input type="checkbox"/>	<input type="checkbox"/>
DOZ PVT E-335	Dale Briski	2	DP 30 / 0800	0800	<input type="checkbox"/>	<input type="checkbox"/>
W/T PVT E-352			DP 30 / 0800	0800	<input type="checkbox"/>	<input type="checkbox"/>
W/T PVT E-354			DP 30 / 0800	0800	<input type="checkbox"/>	<input type="checkbox"/>
W/T PVT E-355	Ben Radtkey	2	DP 30 / 0800	0800	<input type="checkbox"/>	<input type="checkbox"/>
W/T PVT E-356	Andy Strode	2	DP 30 / 0800	0800	<input type="checkbox"/>	<input type="checkbox"/>
HEQB	Jason Hopson	1	DP 30 / 0800	0800	<input type="checkbox"/>	<input type="checkbox"/>
HEQB	Tyler Gilliam	1	DP 30 / 0800	0800	<input type="checkbox"/>	<input type="checkbox"/>
HEQB	Blake Herman	1	DP 30 / 0800	0800	<input type="checkbox"/>	<input type="checkbox"/>
FEMP	Chris Mickelson	1	DP 30 / 0800	0800	<input type="checkbox"/>	<input type="checkbox"/>
FEMT	Ayala Blas	1	DP 30 / 0800	0800	<input type="checkbox"/>	<input type="checkbox"/>
7. Control Operations						
Improve and construct direct fire line. Mop up 50 feet in.						
8. Special Instructions						
Ensure LCES is in place in all Divisions. NIFC C2 (channel 2) and NIFC C9 (channel 3) are the current command repeater system. These two channels are linked and are hard toned. Use either one of these channels to communicate to Wragg communications.						
9. Division/Group Communication Summary						
Function	Frequency	System	Channel	Function	Frequency	System
Command	<b>RX 168.1000 Tone 123.0 TX 170.4500</b>	King NIFC	<b>NIFC C2</b>	EMS	<b>RX / TX 156.0750 TX/RX 156.7</b>	King NIFC
Tactical Div/Group	<b>RX/TX 159.3075 TX/RX 192.8</b>	King NIFC	<b>CDF T27</b>	Air to Ground	<b>RX/TX 159.4050 TX/RX 192.8</b>	King NIFC
Prepared by (Resource Unit Ldr)	Approved by (Planning Sect. Ch.)			Date	Time	
Steve Oaks 	Buddy Bloxham ( T ) 			7/28/2015	2300	



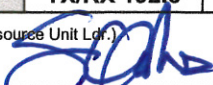

<b>DIVISION ASSIGNMENT LIST</b>		1. Branch <b>III</b>			2. Division/Group <b>Division T</b>		
3. Incident Name <b>WRAGG</b>		4. Operational Period Date: 7/29/2015 to 7/30/2015 Time: 0700-0700					
5. Operations Personnel							
Operations Chief		<b>Mike Webb (Day)</b> <b>Polo Rodriguez (Night)</b>		Division/Group Supervisor		<b>Dennis O'neil</b> <b>Mark Mihaljevich ( T )</b>	
Branch Director		<b>Tom Lubas</b>		Branch Safety		<b>Jack Thomas</b>	
6. Resources Assigned this Period							
Strike Team/Task Force/ Resource Designator	Leader	Number Persons	Drop Off PT./Time	Pick Up PT./Time	On Line	Off Line	
STC TGU 9250C	Bill Stirton	21	DP 30 / 0800	0800	<input type="checkbox"/>	<input type="checkbox"/>	
W/T PVT E-360	Fred Lotz	2	DP 30 / 0800	0800	<input type="checkbox"/>	<input type="checkbox"/>	
W/T PVT E-361	Paul Lawry	2	DP 30 / 0800	0800	<input type="checkbox"/>	<input type="checkbox"/>	
SOFR	Matt Newberry	1	DP 30 / 0800	0800	<input type="checkbox"/>	<input type="checkbox"/>	
7. Control Operations Improve and construct direct fire line. Mop up 50 feet in.							
8. Special Instructions Ensure LCES is in place in all Divisions. NIFC C2 (channel 2) and NIFC C9 (channel 3) are the current command repeater system. These two channels are linked and are hard toned. Use either one of these channels to communicate to Wragg communications.							
9. Division/Group Communication Summary							
Function	Frequency	System	Channel	Function	Frequency	System	
Command	<b>RX 168.1000</b> <b>Tone 123.0</b> <b>TX 170.4500</b>	King NIFC	<b>NIFC C2</b>	EMS	<b>RX / TX</b> <b>156.0750</b> <b>TX/RX 156.7</b>	King NIFC	<b>CALCORD</b>
Tactical Div/Group	<b>RX/TX</b> <b>151.3175</b> <b>TX/RX 192.8</b>	King NIFC	<b>CDF T4</b>	Air to Ground	<b>RX/TX</b> <b>159.4050</b> <b>TX/RX 192.8</b>	King NIFC	<b>CDF T22</b>
Prepared by (Resource Unit Ldr.) Steve Oaks 		Approved by (Planning Sect. Ch.) Buddy Bloxham ( T ) 			Date 7/28/2015	Time 2300	



<b>DIVISION ASSIGNMENT LIST</b>		1. Branch <b>IV</b>		2. Division/Group <b>Division U ( 1 of 2 )</b>			
3. Incident Name <b>WRAGG</b>		4. Operational Period Date: 7/29/2015 to 7/30/2015 Time: 0700-0700					
5. Operations Personnel							
Operations Chief		<b>Mike Webb (Day)</b> <b>Polo Rodriguez (Night)</b>		Division/Group Supervisor		<b>Gino Degraffenreid</b> <b>John Greenberg (T)</b>	
Branch Director		<b>F. Berbena / E. Darnall (T)</b>		Branch Safety		<b>Steve Forman</b>	
6. Resources Assigned this Period							
Strike Team/Task Force/ Resource Designat	Leader	Number Persons	Drop Off PT./Time	Pick Up PT./Tim	On Line	Off Line	
STC SHU 9241C	Dave Hotchkiss	21	DP 40 / 0800	0800	<input type="checkbox"/>	<input type="checkbox"/>	
STC BEU 9460C	David Nicolson	18	DP 40 / 0800	0800	<input type="checkbox"/>	<input type="checkbox"/>	
<b>STC KNF 3600C*</b>	Benjamin Molitor	21	DP 40 / 0800	2000	<input type="checkbox"/>	<input type="checkbox"/>	
STG TGU 9254G	Todd Horton	31	DP 40 / 0800	0800	<input type="checkbox"/>	<input type="checkbox"/>	
<b>CRW NOD Diamond Mtn. IHC</b>	Dan Varney	20	DP 40 / 0800	2000	<input type="checkbox"/>	<input type="checkbox"/>	
<b>CRW ENF Eldorado IHC*</b>	Aaron Humphrey	21	DP 40 / 0800	2000	<input type="checkbox"/>	<input type="checkbox"/>	
<b>CRW SRF Ukonom IHC*</b>	Keith Smith	20	DP 40 / 0800	2000	<input type="checkbox"/>	<input type="checkbox"/>	
DOZ LNU 1442			DP 40 / 0800	0800	<input type="checkbox"/>	<input type="checkbox"/>	
DOZ LNU 1445	Drew Bohan	2	DP 40 / 0800	0800	<input type="checkbox"/>	<input type="checkbox"/>	
DOZ LNU 1447	Byron Madole	2	DP 40 / 0800	0800	<input type="checkbox"/>	<input type="checkbox"/>	
DOZ LNU 1449			DP 40 / 0800	0800	<input type="checkbox"/>	<input type="checkbox"/>	
DOZ SCU 1641			DP 40 / 0800	0800	<input type="checkbox"/>	<input type="checkbox"/>	
DOZ PVT E-55	Jim Wiggin	2	DP 40 / 0800	0800	<input type="checkbox"/>	<input type="checkbox"/>	
DOZ PVT E-56	Jim Lantrel	2	DP 40 / 0800	0800	<input type="checkbox"/>	<input type="checkbox"/>	
7. Control Operations Improve and construct direct fire line. Mop up 50 feet in.							
8. Special Instructions Ensure LCES is in place in all Divisions. NIFC C2 (channel 2) and NIFC C9 (channel 3) are the current command repeater system. These two channels are linked and are hard toned. Use either one of these channels to communicate to Wragg communications.							
9. Division/Group Communication Summary							
Function	Frequency	System	Channel	Function	Frequency	System	
Command	<b>RX 168.1000</b> <b>Tone 123.0</b> <b>TX 170.4500</b>	King NIFC	<b>NIFC C2</b>	EMS	<b>RX / TX</b> <b>156.0750</b> <b>TX/RX 156.7</b>	King NIFC	
Tactical Div/Group	<b>RX/TX</b> <b>151.3175</b> <b>TX/RX 192.8</b>	King NIFC	<b>CDF T24</b>	Air to Ground	<b>RX/TX</b> <b>159.4050</b> <b>TX/RX 192.8</b>	King NIFC	
Prepared by (Resource Unit Ldr) Steve Oaks 		Approved by (Planning Sect. Ch.) Buddy Bloxham ( T ) 			Date 7/28/2015	Time 2300	

<b>DIVISION ASSIGNMENT LIST</b>		1. Branch <b>IV</b>		2. Division/Group <b>Division U ( 2 of 2 )</b>			
3. Incident Name <b>WRAGG</b>		4. Operational Period Date: 7/29/2015 to 7/30/2015 Time: 0700-0700					
5. Operations Personnel							
Operations Chief		Mike Webb (Day) Polo Rodriguez (Night)		Division/Group Supervisor		Gino Degraffenreid John Greenberg (T)	
Branch Director		F. Berbena / E. Darnall (T)		Branch Safety		Steve Forman	
6. Resources Assigned this Period							
Strike Team/Task Force/ Resource Designator	Leader	Number Persons	Drop Off PT./Time	Pick Up PT./Tim	On Line	Off Line	
DOZ PVT E-309	John Dillsaver	2	DP 40 / 0800	0800	<input type="checkbox"/>	<input type="checkbox"/>	
DOZ PVT E-310			DP 40 / 0800	0800	<input type="checkbox"/>	<input type="checkbox"/>	
DOZ PVT E-343			DP 40 / 0800	0800	<input type="checkbox"/>	<input type="checkbox"/>	
WT E-321	Paul Casini	2	DP 40 / 0800	0800	<input type="checkbox"/>	<input type="checkbox"/>	
WT E-322			DP 40 / 0800	0800	<input type="checkbox"/>	<input type="checkbox"/>	
WT E-323	Jesse Slotte	2	DP 40 / 0800	0800	<input type="checkbox"/>	<input type="checkbox"/>	
WT E-324	Lorin Warren	2	DP 40 / 0800	0800	<input type="checkbox"/>	<input type="checkbox"/>	
HEQB	Scott Beery	1	DP 40 / 0800	0800	<input type="checkbox"/>	<input type="checkbox"/>	
FEMP	Rhonda Leland	1	DP 40 / 0800	0800	<input type="checkbox"/>	<input type="checkbox"/>	
FEMT	Jeffrey Johnston	1	DP 40 / 0800	0800	<input type="checkbox"/>	<input type="checkbox"/>	
7. Control Operations Improve and construct direct fire line. Mop up 50 feet in.							
8. Special Instructions Ensure LCES is in place in all Divisions. NIFC C2 (channel 2) and NIFC C9 (channel 3) are the current command repeater system. These two channels are linked and are hard toned. Use either one of these channels to communicate to Wragg communications.							
9. Division/Group Communication Summary							
Function	Frequency	System	Channel	Function	Frequency	System	
Command	RX 168.1000 Tone 123.0 TX 170.4500	King NIFC	NIFC C2	EMS	RX / TX 156.0750 TX/RX 156.7	King NIFC	
Tactical Div/Group	RX/TX 151.3175 TX/RX 192.8	King NIFC	CDF T24	Air to Ground	RX/TX 159.4050 TX/RX 192.8	King NIFC	
Prepared by (Resource Unit Ldr.) Steve Oaks 		Approved by (Planning Sect. Ch.) Buddy Bloxham ( T ) 			Date 7/28/2015	Time 2300	



<b>DIVISION ASSIGNMENT LIST</b>		1. Branch <b>IV</b>		2. Division/Group <b>Division X</b>			
3. Incident Name <b>WRAGG</b>		4. Operational Period Date: 7/29/2015 to 7/30/2015 Time: 0700-0700					
<b>5. Operations Personnel</b>							
Operations Chief		Mike Webb (Day) Polo Rodriguez (Night)		Division/Group Supervisor Karie Tidwell Keith Cummings (T)			
Branch Director		F. Berbena / E. Darnall (T)		Branch Safety Steve Forman			
<b>6. Resources Assigned this Period</b>							
Strike Team/Task Force/ Resource Designator	Leader	Number Persons	Drop Off PT./Time	Pick Up PT./Tim	On Line	Off Line	
STC LMU 9224C	Sean Delacour	18	DP 40 / 0800	0800	<input type="checkbox"/>	<input type="checkbox"/>	
STG LMU 9226G	Pat Benninghoven	30	DP 40 / 0800	0800	<input type="checkbox"/>	<input type="checkbox"/>	
<b>WT PVT E-353*</b>			DP 40 / 0800	2000	<input type="checkbox"/>	<input type="checkbox"/>	
WT PVT E-357	Mike Vallerga	2	DP 40 / 0800	0800	<input type="checkbox"/>	<input type="checkbox"/>	
WT PVT E-358	Tracy Coleman	2	DP 40 / 0800	0800	<input type="checkbox"/>	<input type="checkbox"/>	
WT PVT E-359	David Burgess	2	DP 40 / 0800	0800	<input type="checkbox"/>	<input type="checkbox"/>	
FEMP	Anthony Rivas	1	DP 40 / 0800	0800	<input type="checkbox"/>	<input type="checkbox"/>	
FEMT	Daniel Stefani	1	DP 40 / 0800	0800	<input type="checkbox"/>	<input type="checkbox"/>	
			DP 40 / 0800	0800	<input type="checkbox"/>	<input type="checkbox"/>	
			DP 40 / 0800	0800	<input type="checkbox"/>	<input type="checkbox"/>	
			DP 40 / 0800	0800	<input type="checkbox"/>	<input type="checkbox"/>	
			DP 40 / 0800	0800	<input type="checkbox"/>	<input type="checkbox"/>	
			DP 40 / 0800	0800	<input type="checkbox"/>	<input type="checkbox"/>	
7. Control Operations Improve and construct direct fire line. Mop up 50 feet in.							
8. Special Instructions Ensure LCES is in place in all Divisions. NIFC C2 (channel 2) and NIFC C9 (channel 3) are the current command repeater system. These two channels are linked and are hard toned. Use either one of these channels to communicate to Wragg communications. <b>*12 Hour Resource</b>							
<b>9. Division/Group Communication Summary</b>							
Function	Frequency	System	Channel	Function	Frequency	System	
Command	<b>RX 168.1000 Tone 123.0 TX 170.4500</b>	King NIFC	<b>NIFC C2</b>	EMS	<b>RX / TX 156.0750 TX/RX 156.7</b>	King NIFC	<b>CALCORD</b>
Tactical Div/Group	<b>RX/TX 151.1825 TX/RX 192.8</b>	King NIFC	<b>CDF T28</b>	Air to Ground	<b>RX/TX 159.4050 TX/RX 192.8</b>	King NIFC	<b>CDF T22</b>
Prepared by (Resource Unit Ldr.) Steve Oaks 		Approved by (Planning Sect. Ch.) Buddy Bloxham ( T ) 		Date 7/28/2015		Time 2300	



<b>DIVISION ASSIGNMENT LIST</b>	1. Branch	2. Division/Group <b>Fire Line Suppression Repair</b>
	3. Incident Name <b>WRAGG</b>	4. Operational Period Date: 7/29/2015 to 7/30/2015 Time: 0700-0700

<b>5. Operations Personnel</b>			
Operations Chief	<b>Mike Webb (Day)</b>	Division/Group Supervisor	<b>Megan Scheeline*</b>
	<b>Polo Rodriguez (Night)</b>		
Branch Director		Branch Safety	



<b>6. Resources Assigned this Period</b>						
Strike Team/Task Force/ Resource Designator	Leader	Number Persons	Drop Off PT./Time	Pick Up PT./Time	On Line	Off Line

**7. Control Operations**  
Implement fire line suppression repair plan.

**8. Special Instructions**  
NIFC C2 (channel 2) and NIFC C9 (channel 3) are the current command repeater system. These two channels are linked and are hard toned. Use either one of these channels to communicate to Wragg communications.  
**\*All resources are 12 Hours**

<b>9. Division/Group Communication Summary</b>							
Function	Frequency	System	Channel	Function	Frequency	System	
Command	RX 168.1000 Tone 123.0 TX 170.4500	King NIFC	NIFC C2	EMS	RX / TX 156.0750 TX/RX 156.7	King NIFC	CALCORD
Tactical Div/Group	RX/TX 154.2875 TX/RX 156.7	King NIFC	VFIRE 25	Air to Ground	RX/TX 159.4050 TX/RX 192.8	King NIFC	CDF T22

Prepared by (Resource Unit Ldr.) Steve Oaks	Approved by (Planning Sect. Ch.) Buddy Bloxham ( T )	Date 7/28/2015	Time 2300
--	---	-------------------	--------------

<b>DIVISION ASSIGNMENT LIST</b>		1. Branch <b>Contingency</b>		2. Division/Group			
3. Incident Name <b>WRAGG</b>		4. Operational Period Date: 7/29/2015 to 7/30/2015 Time: 0700-0700					
5. Operations Personnel							
Operations Chief		<b>Mike Webb (Day)</b>					
		<b>Polo Rodriguez (Night)</b>					
Branch Director		<b>Ron Roberts</b>		Branch Safety			
6. Resources Assigned this Period							
Strike Team/Task Force/ Resource Designator	Leader	Number Persons	Drop Off PT./Time	Pick Up PT./Time	On Line	Off Line	
DOZ PVT E-308	Coleman		ICP / 0800	0800	<input type="checkbox"/>	<input type="checkbox"/>	
DOZ PVT E-312			ICP / 0800	0800	<input type="checkbox"/>	<input type="checkbox"/>	
DOZ PVT E-313	Gregg Parmeter	2	ICP / 0800	0800	<input type="checkbox"/>	<input type="checkbox"/>	
DOZ PVT E-330	Gregg Parmeter	2	ICP / 0800	0800	<input type="checkbox"/>	<input type="checkbox"/>	
DOZ PVT E-333	Jeff Ford	2	ICP / 0800	0800	<input type="checkbox"/>	<input type="checkbox"/>	
HEQB			ICP / 0800	0800	<input type="checkbox"/>	<input type="checkbox"/>	
HEQB			ICP / 0800	0800	<input type="checkbox"/>	<input type="checkbox"/>	
7. Control Operations Open up all contingency dozer line.							
8. Special Instructions NIFC C2 (channel 2) and NIFC C9 (channel 3) are the current command repeater system. These two channels are linked and are hard toned. Use either one of these channels to communicate to Wragg communications.							
9. Division/Group Communication Summary							
Function	Frequency	System	Channel	Function	Frequency	System	
Command	<b>RX 168.1000 Tone 123.0 TX 170.4500</b>	King NIFC	<b>NIFC C2</b>	EMS	<b>RX / TX 156.0750 TX/RX 156.7</b>	King NIFC	
Tactical Div/Group	<b>RX/TX 159.3525 TX/RX 192.8</b>	King NIFC	<b>CDF T25</b>	Air to Ground	<b>RX/TX 159.4050 TX/RX 192.8</b>	King NIFC	
Prepared by (Resource Unit Ldr) Steve Oaks 		Approved by (Planning Sect. Ch.) Buddy Bloxham ( T ) 			Date 7/28/2015	Time 2300	







# AIR OPERATIONS SUMMARY ICS-220

Prepared By: Scott Packwood AOB  
 Date Prepared: Wednesday July 28, 2015  
 Time Prepared: 2000

1. INCIDENT NAME:	Start Time	End Time	Sunrise	Sunset	Cutoff
WRAGG	800	2100	611	2027	1957

**2. OPERATIONAL PERIOD DATE:** 7/29/2015

**3. REMARKS (Safety Notes, Hazards, Air Operations Special Equipment, etc.):**  
 All GPS data to be collected in Degrees, Minutes, Decimal Minutes Format.  
*Avoid Aerial Application of Retardant or Foam within 300' of Waterways, Bodies of Water, etc. If Retardant or Foam is Dropped Within These Areas, Immediately Notify the AOB and Provide the Lat / Long, estimated Number of Gallons and a Map Detailing The Area*  
 TRACK ALL RETARDANT AND WATER DROP LOCATIONS AND GALLONS DROPPED

Wragg Helibase, ranch gate East of 25872 HWY 128, 38 30.030 X 122 01.376

6. PERSONNEL	Name	Phone	7. FREQUENCIES	AM	FM	Tone	8. FIXED-WING (# Avail / Type/ Make-Model / FAA # / Base(s))
AOBD	Scott Packwood	530-310-2236	Air / Air FIXED-WING	128.2750	164.7500		2 Air Tankers @ 0800
ATGS			Air / Air ROTARY WING	132.3750			
HLCO	John Zuniga / Mike Deacon	209/304-3464/530-412-1509	AIR / GROUND		159.4050	192.8	Airtankers
ASGS	Tom Swanson	805-903-3481	COMMAND Tx	NIFC CMD 2	159.3300	123.0 / T2	Leadplanes
ASGS (T)	Burke Kremensky	619-592-9122	COMMAND Rx	NIFC CMD 2	151.2650	CSQ	ATGS
HEBIM	Trevyn Close	530-864-1264	DECK		163.1000		1 Air Attack @ 0800
			Talk Off / Landing @ HB-TOLC		123.0250		
			CALCORD - MEDICAL		156.0750	156.7	Other
			AIRGAURD - Emergency Only		168.6250	110.9	

9. HELICOPTERS (Use Additional Sheets As Necessary)													
FAA #	TYPE	MAKE/MODEL	HELIBASE	AVAIL	START	REMARKS	FAA #	TYPE	MAKE/MODEL	HELIBASE	AVAIL	START	REMARKS
947CH A-92	1	BFS-CH-4	Wragg	800			5000G A-52	3	206L1	Wragg	800		
948CH A-106	1	BFS-CH-4	Wragg	800			N4TV A-94	3	AS350B2	Wragg	800		
HT 715 A-105	1	CH-54-B	Wragg	800			C-553 A-116	3	407	Wragg	800		
C104 A-115	2	UH-1H205A++	Wragg			HOIST	671AC A-118	3	407 BHT	Wragg	800		PAX
216PJ A-93	2	Bell214	Wragg	800		PAX							
703SG A-120	2		Wragg	1000									
FAA #	TYPE	MAKE/MODEL	HELIBASE	AVAIL	START	REMARKS	FAA #	TYPE	MAKE/MODEL	HELIBASE	AVAIL	START	REMARKS



# AIR OPERATIONS SUMMARY ICS-220

1. INCIDENT NAME:

WRAGG

2. OPERATIONAL PERIOD DATE:

7/29/2015

Prepared By:

Scott Packwood AOB

Date Prepared

Wednesday July 28, 2015

Time Prepared

2000

Start Time

800

End Time

2:00

Sunrise

611

Sunset

2027

Cutoff

1957

Task / Mission / Assignment (Type of Function Includes: Air Tactical, Retardant, Recon, Personnel Transport, Water Dropping, Cargo, Rescue, etc.)

Type Function Instructions For Tactical Aircraft or Name of Personnel or Cargo (if applicable)

Mission Start Time

Fly From

Fly To

Notes:

Freq	Tx	Tone	Rx	Tone	AM / FM	Freq	Tx	Tone	Rx	Tone	AM / FM
A / G	159.4050	192.8	159.4050	192.8	FM	A/A Rotor:	132.3750				AM
Command	159.3300	13.0	151.2600	103.5	FM	A/A Fixed:	164.7500				AM
Air Tactics					FM	TOLC:	123.0250				AM
AIRGUARD	168.6250	110.9	168.6250	110.9	FM	DECK	163.1000				FM
CALCORD	156.0750	156.7	156.0750	156.7	FM						

Air Operations Summary ICS - 220

ICS-220 2/99

<b>MEDICAL PLAN</b> <b>ICS 206</b>	1. INCIDENT NAME <b>WRAGG FIRE</b>	2. DATE PREPARED 07/28/2015	3. TIME PREPARED 1800	4. OPERATIONAL PERIOD 7/29/15 – 7/30/15 0700-0700
---------------------------------------	---------------------------------------	--------------------------------	--------------------------	---

5. INCIDENT MEDICAL AID STATIONS				
MEDICAL AID STATIONS	LOCATION			PARAMEDICS
Medic Module (Day) / MEDL (Night)	ICP Medical Unit			YES X

6. TRANSPORTATION				
A. AMBULANCE SERVICES				
NAME	LOCATION	PHONE	PARAMEDICS	
Vacaville Fire Department	Vacaville	707-499-5200	YES X	NO
CALSTAR (Odd Days)	Vacaville	800-252-5050	YES X	NO
Reach Ambulance (Even Days)	Concord	800-338-4045	YES X	NO
Medic Ambulance	Vallejo	707-644-8989	YES X	NO
*Sonoma County Sheriff Copter H1 <b>PRIMARY (Night, Rescue, Short Haul)</b>	Sonoma County	707-565-2121	YES X	NO
**Air Guard 825 <b>SECONDARY (Night 2000-0700, Hoist)</b>	Mather Air Force Base	530-477-0641	YES X	NO

B. INCIDENT AMBULANCES				
NAME	LOCATION	PARAMEDICS		
Vacaville Fire M274 *24 HRS	DP 20 Highway 128 / Pleasant Valley Rd.	YES X	NO	

7. HOSPITALS								
NAME Med Net Channel	ADDRESS	TRAVEL TIME		PHONE	HELIPAD		BURN CENTER	
		AIR	GRND		YES	NO	YES	NO
Kaiser (Level 2 Trauma)	1 Quality Dr. Vacaville CA	2	8	707-624-4000 707-452-9892	X			X
UC Davis Medical Center (Level 1 Trauma / Burn)	2315 Stockton Blvd, Sacramento CA 95817	12	30	916-734-2011 916-734-5669	X		X	
Vaca Valley Hospital	1000 Nut Tree Rd. Vacaville	3		707-624-7000 707-624-7810	X			X

**8. MEDICAL EMERGENCY PROCEDURES**

<p><b>EMERGENCY FREQUENCY:</b></p> <p><b>LINE EMERGENCY:</b> Crew Supervisor will contact Division Supervisor with patient complaint/condition and location.</p> <ul style="list-style-type: none"> <li>Division/Group Supervisor contacts:             <ol style="list-style-type: none"> <li>Communications Unit</li> <li>Closest EMS resource</li> </ol> </li> <li>Communications Unit contacts:             <ol style="list-style-type: none"> <li>Ground or Air ambulance as requested</li> <li>Operations</li> <li>Safety</li> <li>Medical Unit</li> </ol> </li> <li>Division Supervisor or designee will serve as point of contact and run medical emergency on assigned channel.             <ol style="list-style-type: none"> <li>A pre-assigned tactical frequency (i.e. CALCORD) should be used for IWI and only for duration of need.</li> </ol> </li> <li>Communications Unit will clear command channel for emergency traffic as needed and only for duration of need.</li> </ul> <p><b>CAMP EMERGENCY:</b> Contact Medical Unit with patient complaint/condition and location. Medical Staff will respond to stabilize incident:</p> <ul style="list-style-type: none"> <li>Medical Unit contacts:             <ol style="list-style-type: none"> <li>Communications</li> <li>Safety</li> <li>Logistics</li> <li>Operations</li> <li>Crew Supervisor</li> <li>Comps/Claims</li> </ol> </li> </ul>	<p align="center"><b>INJURY REPORTING PROCEDURES</b></p> <p>NATURE OF INJURY _____</p> <p>LOCATION OF PATIENT _____</p> <p>POINT OF CONTACT _____</p> <p>TRANSPORTATION REQUESTED BY: AIR___ GROUND___</p> <p>POINT OF PICKUP _____</p> <p>LAT _____ LONG _____</p> <p>PATIENT UNIT ID _____</p> <p>IS AN EMT WITH PATIENT: YES ___ NO ___</p> <p>AGE _____</p> <p>SEX: MALE___ FEMALE___</p> <p align="center"><b>ALL EMERGENCIES---Secure the area and identify witnesses for later investigation. Keep an accurate log of events.</b></p>
---	--



INCIDENT RADIO COMMUNICATIONS PLAN		Incident Name			Date/Time Prepared		Operational Period Date/Time	
		WRAGG			7/28/2015, 1900 HRS		7/29/15 - 7/30/15, 0700 - 0700 HRS	
Ch #	Function	Channel Name/Trunked Radio System/Talkgroup	Assignment	RX Freq	RX Tone/NAC	TX Freq	Tx Tone/NAC	Remarks
1								
2	COMMAND	NIFC C2	ALL DIVISIONS	168.1000	CSQ	170.4500	123.0	NIFC C2 LINKED TO NIFC C9
3	COMMAND	NIFC C9	ALL DIVISIONS	170.0125	CSQ	165.2500	123.0	NIFC C9 LINKED TO NIFC C2
4								
5	TACTICAL	CDF T4	DIV T	151.1900	192.8	151.1900	192.8	
6	TACTICAL	VFIRE 22	DIV A / C / G / M	154.2650	156.7	154.2650	156.7	
7								
8	TACTICAL	CDF T28	DIV X	151.1825	192.8	151.1825	192.8	
9	TACTICAL	CDF T27	DIV P	159.3075	192.8	159.3075	192.8	
10	TACTICAL	CDF T24	DIV U	151.3175	192.8	151.3175	192.8	
11	TACTICAL	VFIRE 25	SUPPRESSION REPAIR	154.2875	156.7	154.2875	156.7	FIRE LINE SUPPRESSION REPAIR
12	TACTICAL	CDF T25	CONT. BRANCH	159.3525	192.8	159.3525	192.8	CONTINGENCY BRANCH
13	TACTICAL	CDF T26	LAGOON STAGING	159.2925	192.8	159.2925	192.8	
14	TACTICAL	CALCORD	MEDICAL	156.0750	156.7	156.0750	156.7	AMBULANCE COORDINATION
15	TACTICAL	A/G	ALL DIVISIONS	159.4050	192.8	159.4050	192.8	CDF T22
16	TACTICAL	GUARD	EMERGENCY	168.6250	CSQ	168.6250	110.9	EMERGENCY ONLY
17								
18								
19								
20	TACTICAL	GUARD	EMERGENCY	168.6250		168.6250	110.9	EMERGENCY ONLY

Prepared By (Communications Unit)

Tim Maguire, COML (t)



Incident Location: Capell Valley, CA

County: Solano

Latitude, Longitude: 38° 30.03' N, 122° 07.10' W

7/28/15 18:37

ICS 205 Excel

# Base Camp Phone List

WRAGG INCIDENT- CA-LNU-006678

Name	Phone
Accommodations	916-203-6647
Communications	707-953-7960 707-953-7961 707-953-7962
Clerical	951-977-4503 Fax
Cost	951-225-4502 951-977-4502 Fax
Demob	951-225-4503 951-225-4505
Logistics	915-225-4506
Medical	951-225-4504
Procurement	951-977-4501 Fax
Safety	951-225-4508
Time	951-225-4509 951-225-4510 951-977-4504 Fax



# **TRAINING MESSAGE**

**THE TRAINING SPECIALIST'S ARE  
LOCATED IN THE SAME WHITE  
TRAILER AS CHECK IN.**

**ANY TRAINEES THAT HAVE NOT  
YET CHECKED IN WITH THE  
TRAINING SPECIALIST NEED TO DO  
SO IN ORDER TO RECEIVE CREDIT  
FOR BEING ON THIS INCIDENT.**

## **“NOTE”**

**IF YOU HAVE CHECKED OUT WITH  
TRAINING & YOUR PTB WAS 100% &  
YOU HAVE BEEN REASSIGNED  
YOU ARE STILL CONSIDERED A  
“TRAINEE” AND NEED TO CHECK IN  
@ THE TRAINING TRAILER**



# CAL FIRE INCIDENT MANAGEMENT TEAM 6



BRIAN ESTES – INCIDENT COMMANDER

## DEMOBILIZATION PLAN - SUMMARY

Wragg Incident  
CA-LNU-006678

### GENERAL INFORMATION

The Demobilization Plan is developed to facilitate the orderly removal and checkout of resources on the incident. By definition, surplus personnel are available for release if they have rested for a minimum of 8 hours, are cleaned up, outfitted and have a vehicle ready to depart to their next destination.

### GENERAL GUIDELINES

- **NO RESOURCES WILL LEAVE THE INCIDENT UNTIL AUTHORIZED TO DO SO BY THE DEMOB UNIT.**
- Efforts will be made to ensure that all released personnel arrive at their destination prior to 2200 hours.
- All government and hired vehicles leaving the incident will have a safety inspection. If a vehicle is within 1,000 miles of a "B" service, it is the responsibility of the resource to contact Ground Support and have an oil change prior to their scheduled demob time.
- All trainees are to keep their time up to date and report to the Training Specialist with their task books and evaluations prior to completion of the demobilization process.
- All strike team leaders are responsible to call North Ops at 1-800-237-3703 immediately upon being released from the incident.

### RESPONSIBILITIES

**Unit Leaders** will declare resources excess to their **Section Chief**. **Section Chiefs** will declare excess resources to the **Planning Section Chief** through the **Resource Unit Leader**. This should be done 36 hours in advance of anticipated release. Use the **Declaration of Excess Resources sheet** or **General Message Form (ICS-213)** to list all excess resources. Include the resource name, request number, name of person, date and time of declared excess, and time in which the resource will be eligible to leave. Send to the **RESOURCE UNIT** where the resource will be determined to be surplus to the incident. Surplus resources will then be able to report to the **DEMOB UNIT**, receive a Demobilization Checkout Form (ICS 221), get the appropriate ICS 221 signatures, and then return the completed ICS 221 to the **DEMOB UNIT** prior to final release or reassignment.

### RELEASE PRIORITIES

1. Organized fire departments
2. OES engines
3. Hired personnel and equipment
4. Other agencies (USFS, BLM, etc.)
5. Out of region Cal Fire forces
6. Within Region Cal Fire Forces
7. Unit CAL FIRE Forces

### TRAVEL INFORMATION

All resources will meet agency specific requirements on hours of travel per day. For CAL FIRE hand crews, a full 24 hour reset period shall be adhered to before departing from the incident. After a crew's last operational period they shall begin the demobilization release procedure during their 24 hour off shift. In addition, they must use the following complete 24 hour period as reset time before they depart from the incident.





# eFC-33 INITIAL INPUT FORM

1 2 3 4 5 6 7

Overhead: complete one form per person.  
All Others: complete one form per vehicle.

Request Number

State	Agency	Incident Number	Incident Name	Incident Index Code	Incident PCA Code
CA	LNU	006678	W R A G G	1400	00900

Strike Team	Resource ID - Fire Assignment	Home Station / Office Location
S T		

YOUR NORMAL DUTY SCHEDULE	24 Hr 8-8 7-7 Other	Portal to Portal?	YOUR AGENCY	HOME UNIT	COMMIT	RELEASE	YOUR CELL PHONE #
<input checked="" type="checkbox"/> One Box		<input checked="" type="checkbox"/>	CAL FIRE	S L U			

PERSONNEL	Schedule	First Name	Last Name	Rank or Classification	# of Regular Duty Scheduled Hours per Day													
					Mon	Tue	Wed	Thu	Fri	Sat	Sun							
EMPLOYEE 1	A																	
EMPLOYEE 2																		
EMPLOYEE 3																		
EMPLOYEE 4																		
EMPLOYEE 5																		
EMPLOYEE 6	<input checked="" type="checkbox"/> One Box	Robert	Johnson	FC														

VEHICLE	Schedule	Kind of Vehicle	Radio ID	ID/No/No	Chainsaw Quantity		
					One Box	Two Box	Three Box
VEHICLE 1	A						
VEHICLE 2							
	<input checked="" type="checkbox"/> One Box	FTH	E-3499	0	2	1	3



ADDITIONAL INFO

Put a Dozer and It's Transport on a single form. All others, use one form per individual vehicle.



# FC-33 DAILY UPDATE

DATE: \_\_\_\_\_ 24 Hr \_\_\_\_\_ 12 Hr

RQST #: \_\_\_\_\_ S/T # \_\_\_\_\_

WORK LOCATION: \_\_\_\_\_

Radio IDs:	DOZER BLADE HRS	PRTBL PUMP HRS	# OF SAWS	HRS ON EACH SAW	NOTES
ST Leader:					
Engine/Crew:					

Comments (any changes?):

CELL PHONE #:

7/28/2011

# FC-33 DAILY UPDATE

DATE: \_\_\_\_\_ 24 Hr \_\_\_\_\_ 12 Hr

RQST #: \_\_\_\_\_ S/T # \_\_\_\_\_

WORK LOCATION: \_\_\_\_\_

Radio IDs:	DOZER BLADE HRS	PRTBL PUMP HRS	# OF SAWS	HRS ON EACH SAW	NOTES
ST Leader:					
Engine/Crew:					

Comments (any changes?):

CELL PHONE #:

7/28/2011

EMERGENCY SHIFT TICKET and EVALUATION FORM					Contractor Name											
The responsible Government Officer will complete this form each shift.					Fireline Builders											
Incident or Project Name Wild		Incident Number CALNU 123456	Request Number E-60		Operator #1 Jim Smith	Operator #2 John Jones										
Agreement Number LNU76543210					Operator Furnished By: <input checked="" type="checkbox"/> Contractor <input type="checkbox"/> Government											
Equipment Make Peterbilt		Equipment Model / Type Transport			Operating Supplies Furnished By: <input checked="" type="checkbox"/> Contractor <input type="checkbox"/> Government											
Serial Number S18934789		Licence Number 7C27948				Equipment Status Inspected <input type="checkbox"/> Released by Government <input checked="" type="checkbox"/> Under Agreement <input checked="" type="checkbox"/> Withdrawn by Contractor <input type="checkbox"/>										
Equipment Use					<input checked="" type="checkbox"/> Released by Government											
(Circle) <u>Hours</u> Days / Miles					Withdrawn by Contractor											
Date Mo / Day	Start	Stop	Work	Assignment												
7/16	1300	1500	2	Travel In												
7/16	1500	1700	2	Travel Out												
Vendor Rating					Govt. Rep. Name and Position - PRINT Mike Brown, Div B											
<table border="1"> <tr> <th>Poor*</th> <th>Avg.</th> <th>Good</th> <th>Exc.</th> <th>N/A</th> </tr> <tr> <td></td> <td></td> <td></td> <td></td> <td></td> </tr> </table>					Poor*	Avg.	Good	Exc.	N/A						Govt. Rep. Signature <i>Mike Brown</i>	
Poor*	Avg.	Good	Exc.	N/A												
Met Performance Expectations					Contractor Signature <i>Jim Smith</i>											
Equipment in Safe Working Condition					Date 07/16/12											
Operator Skill Level					Time 1500											
Operates Safely					CALFIRE 297 (Rev 3-2011)											
Operator's Cooperation Level																
Overall Performance																
* NOTE: Any rating of POOR requires an explanation in Comment Section.																
**Final evaluation or for more documentation, use an ICS Form 230 or equivalent.																

Pink - Finance      Blue - Home Unit HE Coordinator      Yellow - Vendor      White - Govt Representative

**2 Operators NA**  
Hauled in dozer E-59 and was released.

**Vendor Rating must be done.**

EMERGENCY SHIFT TICKET and EVALUATION FORM					Contractor Name											
The responsible Government Officer will complete this form each shift.					Fireline Builders											
Incident or Project Name Wild		Incident Number CALNU 123456	Request Number E-59		Operator #1 Jim Smith	Operator #2 John Jones										
Agreement Number LNU01234567					Operator Furnished By: <input checked="" type="checkbox"/> Contractor <input type="checkbox"/> Government											
Equipment Make CAT		Equipment Model / Type Dozer D6H			Operating Supplies Furnished By: <input checked="" type="checkbox"/> Contractor <input type="checkbox"/> Government											
Serial Number 6LN3344		Licence Number				Equipment Status Inspected <input type="checkbox"/> Released by Government <input checked="" type="checkbox"/> Under Agreement <input checked="" type="checkbox"/> Withdrawn by Contractor <input type="checkbox"/>										
Equipment Use					<input type="checkbox"/> Released by Government											
(Circle) <u>Hours</u> Days / Miles					Withdrawn by Contractor											
Date Mo / Day	Start	Stop	Work	Assignment												
7/16	1300	1500	2	Travel In												
7/16	1500	2400	9	Division B												
7/17	0001	0800	8	Division B												
Vendor Rating					Govt. Rep. Name and Position - PRINT Mike Brown, Div B											
<table border="1"> <tr> <th>Poor*</th> <th>Avg.</th> <th>Good</th> <th>Exc.</th> <th>N/A</th> </tr> <tr> <td></td> <td></td> <td></td> <td></td> <td></td> </tr> </table>					Poor*	Avg.	Good	Exc.	N/A						Govt. Rep. Signature <i>Mike Brown</i>	
Poor*	Avg.	Good	Exc.	N/A												
Met Performance Expectations					Contractor Signature <i>Jim Smith</i>											
Equipment in Safe Working Condition					Date 07/17/12											
Operator Skill Level					Time 0800											
Operates Safely					CALFIRE 297 (Rev 3-2011)											
Operator's Cooperation Level																
Overall Performance																
* NOTE: Any rating of POOR requires an explanation in Comment Section.																
**Final evaluation or for more documentation, use an ICS Form 230 or equivalent.																

Pink - Finance      Blue - Home Unit HE Coordinator      Yellow - Vendor      White - Govt Representative

**2 Operators**

**Vendor Rating must be done.**



EMERGENCY SHIFT TICKET and EVALUATION FORM					Contractor Name						
The responsible Government Officer will complete this form each shift.					Water Haulers						
Incident or Project Name Wild		Incident Number CALNU 123456	Request Number E-64		Operator #1 Sean Rodgers	Operator #2 Wayne Rodgers					
Agreement Number LNU22223333					Operator Furnished By: <input checked="" type="checkbox"/> Contractor <input type="checkbox"/> Government						
Equipment Make Peterbilt		Equipment Model / Type 4000 Gallon			Operating Supplies Furnished By: <input checked="" type="checkbox"/> Contractor <input type="checkbox"/> Government						
Serial Number 11343N		Licence Number 6A256483				Equipment Status					
Equipment Use					Inspected <input checked="" type="checkbox"/> Under Agreement						
(Circle) Hours Days / Miles					Released by Government						
Assignment					Withdrawn by Contractor						
Date Mo / Day	Start	Stop	Work	Remarks/Comments **							
7/16	1300	1500	2	Travel In							
7/16	1500	2400	9	Division B							
7/17	0001	0800	8	Division B							
Vendor Rating					Govt. Rep. Name and Position - PRINT						
<table border="1"> <tr> <td>Poor*</td> <td>Avg.</td> <td>Good</td> <td>Exc.</td> <td>N/A</td> </tr> </table>					Poor*	Avg.	Good	Exc.	N/A	Mike Brown, Div B	
Poor*	Avg.	Good	Exc.	N/A							
Met Performance Expectations					Govt. Rep. Signature						
Equipment in Safe Working Condition					Mike Brown						
Operator Skill Level					Contractor Signature						
Operates Safely					Jim Smith						
Operator's Cooperation Level					Date						
Overall Performance					07/17/12						
* NOTE: Any rating of POOR requires an explanation in Comment Section.					Time						
**Final evaluation or for more documentation, use an ICS Form 230 or equivalent.					0800						
					CALFIRE 297 (Rev 3-2011)						

Pink - Finance

Blue - Home Unit HE Coordinator

Yellow - Vendor

White - Govt Representative

# CAL FIRE

## INCIDENT MANAGEMENT TEAM

### WATER USAGE PLAN

#### *California Drought Emergency*

The following shall be considered and implemented by all fire resources as a means to provide maximum efficiencies when utilizing water resources, while minimizing the impacts to private and public water supplies. Accountability shall be maintained for all water supplies that are utilized and care should be applied to ensure proper replacement and/or reimbursement to the supplier/ owner.

#### **Fireline personnel-** (During mop up operations)

- Use of Pencil Hose and Garden Nozzles with Shut-Offs.
- Use of Back pumps.
- Dry Mop-up and consolidation of heavy fuels to areas where they can burn out safely
- Locate/ Relocate Firelines to lighter fuels or natural barriers when safe.
- Set up and use portable tanks in anticipation of longer transport times for Water Tenders.
- Use of foams, gels and other water enhancers.
- Evaluate need to mop up in excess of 200 feet from fireline

#### **Road Maintenance and Repair-**

- Monitor and water roads only when and where needed.
- Water when most effective (evening and nights).
- Use chemical treatments when available (Magchloride, Omni bind ect).
- Consider use of tertiary or treated water (sp)

#### **Aviation Operations-**

- Use of Gels, Foams and Retardants. Set up portable plants.
- Consider Blivits and Pencil hose for interior mop up operations as opposed to numerous bucket drops.
- Establish and use pre-use agreements for existing and known water sources.
- Use large watershed dip sites when able. Minimize use of small, static ponds and lakes.
- Maintain accountability of water used and locations of dip sites.
- Evaluate need for interior bucket drops

#### **Private Water Supplies-**

- Notify property owner as early as possible.
- Minimize usage and develop alternative water supplies when and where appropriate.
- Track usage (meter, 214 form) and develop a plan to replace water.
- Make arrangements for reimbursement and damage claims if needed.

#### **Public/ Municipal Water Supplies-**

- Notify Agency as soon as possible and request a representative to the incident.
- Identify fill areas and request metering devices. Place on incident map.
- Use alternative or reclaimed water sources when available. Place on incident map.
- Make arrangements for reimbursement and damage claims if needed.

#### **Management and Supervision-**

- Use leaders intent and establish Water Conservation as an Management Objective.
- Consider complexity of water use on incidents. Establish a Water Supply Group Supervisor to coordinate additional resources to support the incident needs.
- Complete the Water Usage Report daily and turn in to Finance
- Review this check list and brief daily.



# CAL FIRE INCIDENT MANAGEMENT TEAM WATER USAGE LOG

DATE: \_\_\_\_\_

Division / Group: \_\_\_\_\_

AGENCY ID / VENDOR: \_\_\_\_\_

I.e., Strike Team 1110C, Acme Water Tenders

REQUEST # \_\_\_\_\_

**TURN INTO FINANCE DAILY**

WATER SOURCE LOCATION	Hydrant	Open source i.e. pond	Tank	Gallons Used	Property Owner / Contact Number if known **

**\*\*Please note if you made contact with property owner and their contact.  
(Use reverse side if needed.)**  
Information: \_\_\_\_\_

The intent of this document is intended to track, record and validated the amount of water used on a incident. It's not intended to review the performance of equipment using the water on an incident.

STATE OF CALIFORNIA  
 DEPARTMENT OF FORESTRY AND FIRE PROTECTION  
**PROPERTY CERTIFICATION OF LOCATION OR DAMAGE**  
**CERTIFICATE OF RESPONSIBILITY FOR INCIDENT OCCURRENCE**

CAL FIRE-101 page 1 of 2 (1/07)

NOTE: This form must not be used to certify lost, stolen or worn out property. A STD 152 Property Survey Report must be completed.

DOC. NUMBER:

LOCATION / INCIDENT NAME:	INCIDENT NUMBER:	UNIT:	REGION:	DATE:
---------------------------	------------------	-------	---------	-------

THE FOLLOWING ARTICLES WERE: (broken, left on line, damaged, or other) \_\_\_\_\_ DATE OF OCCURRENCE: \_\_\_\_\_

QUANTITY	UNIT OF MEAS.	CAL FIRE STOCK NUMBER (COMPLETE WHENEVER ASSIGNED)	DESCRIPTION (INDICATE SIZE, MAKE, MODEL, TYPE, ETC., TO CLEARLY DESCRIBE THE ITEM, PROVIDE ADEQUATE DATA TO EFFECTIVELY IDENTIFY EQUIPMENT OR PROPERTY.)	PROPERTY NUMBER

LOCATION OF ITEMS:

REMARKS: \_\_\_\_\_  
 \_\_\_\_\_  
 \_\_\_\_\_

**SIGNATURE OF PERSON CERTIFYING OCCURRENCE AS DESCRIBED**

SIGNATURE:	PRINTED NAME:	TITLE:	DATE:
------------	---------------	--------	-------

**UNIT SUPERVISOR'S APPROVAL**

COMMENTS: \_\_\_\_\_

SIGNATURE OF UNIT ADMINISTRATOR:	TITLE:	DATE:
----------------------------------	--------	-------



## FIRE SUPPRESSION REPAIR PLAN: WRAGG INCIDENT

**Fire suppression repair is the repair of damage caused directly from fire suppression activities. It is not the repair of infrastructure or rehabilitation of burned areas that happened as a result of the fire itself.**

Damaged facilities will be upgraded to their pre-fire condition. Projects too large or complex to be completed by the Fire Suppression Repair Group shall be transferred to the Comp/Claims Unit or the local Unit. Repair work shall only occur in locations authorized by the Operations division and where fire suppression activities are complete. Fire Suppression Repair Group resources shall evaluate all Divisions for appropriate repair needs. This includes areas inside and outside the fire perimeter, provided the damage was caused by official fire suppression activities.

Examples of items that may be repaired include, but are not limited to:

Infrastructure Damage	Natural Resource Damage
Fences and gates	Soil erosion
Culverts, bridges, and other watercourse crossings	Adverse impacts to air and water quality
Water sources	Adverse impacts to protected species of plants and animals
Utility distribution lines (above or below ground)	
Road barriers removed for fire access	
Trash, debris, and supplies left by fire suppression resources	
Miscellaneous damage to residential property	

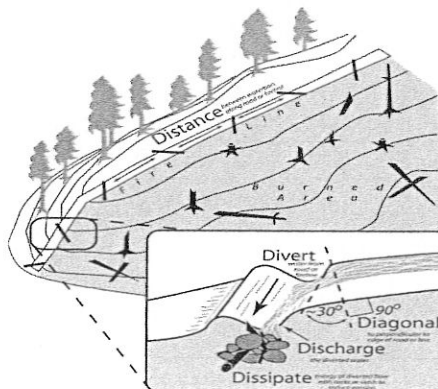
### **Dozer Line Repair**

Dozers construct both fire and contingency lines. Dozer line width varies greatly. The following measures shall be implemented for constructed dozer line:

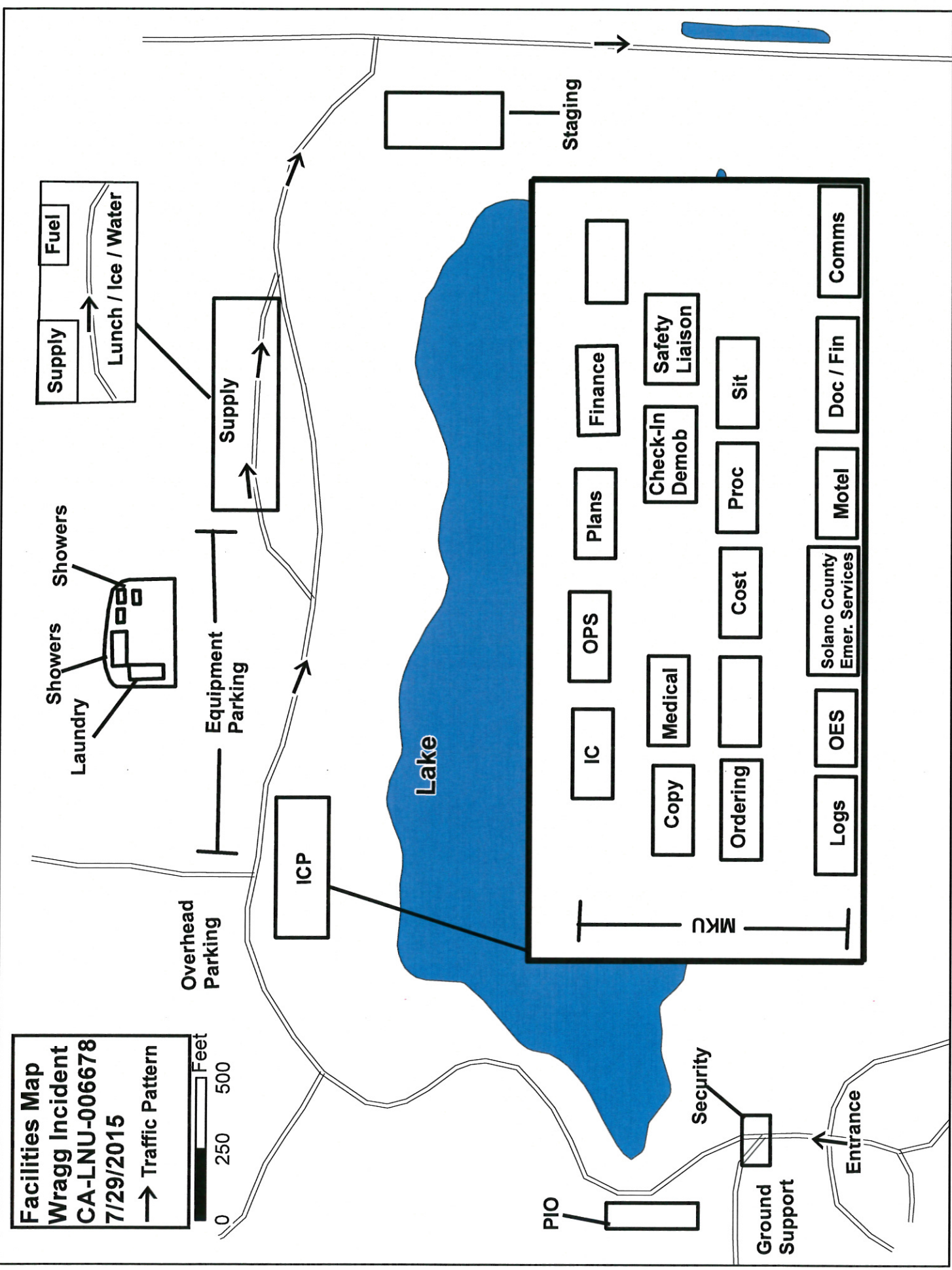
- Berms and push-piles shall be spread out to the extent feasible. This may be accomplished by back-blading and/or using ripper shanks or grapples. Debris piled against trees or perched above watercourses is especially important to remove or disperse.
- Waterbreaks shall be constructed at an approximately 45 degree angle and shall be a minimum depth of 12 inches from the bottom of the cut to the top of the berm. Where feasible, the discharge from waterbreaks shall be directed into vegetated areas.
- Where slopes exceed the range at which a tractor can effectively work, waterbreaks shall be constructed with hand tools.
- Roads used in fire suppression activities shall be left in the same condition they were found or better. Gravel and soil-surfaced roads shall be watered to prevent excessive dust. Where fire suppression activities have damaged or rendered road drainage facilities non-functional, waterbreaks or drivable drainage dips shall be installed for drainage.
- Where fire suppression activities have filled in or damaged inside ditches, the ditches shall be cleaned and left unobstructed.
- Vehicle access to dozer line on Bureau of Land Management lands shall be blocked using tank traps or other similar methods.
- Spacing of waterbreaks shall be as follows:

Prevailing gradient	Maximum waterbreak spacing
0-10%	200 feet
11-25%	150 feet
26-50%	100 feet
>50%	75 feet

*Spacing criteria is a general guide. Actual location of waterbreaks should be tailored to the topography and placement suited to the best dispersal of water flow.*








**Facilities Map**  
**Wragg Incident**  
**CA-LNU-006678**  
**7/29/2015**  
 → Traffic Pattern


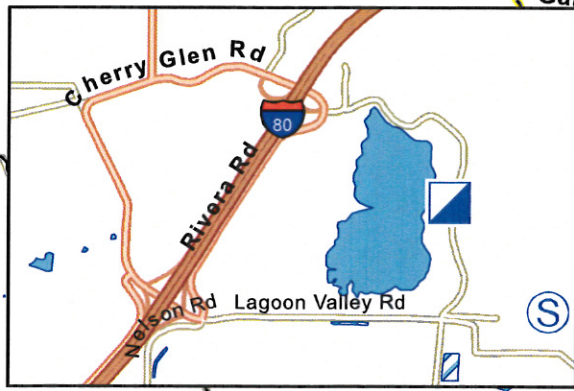
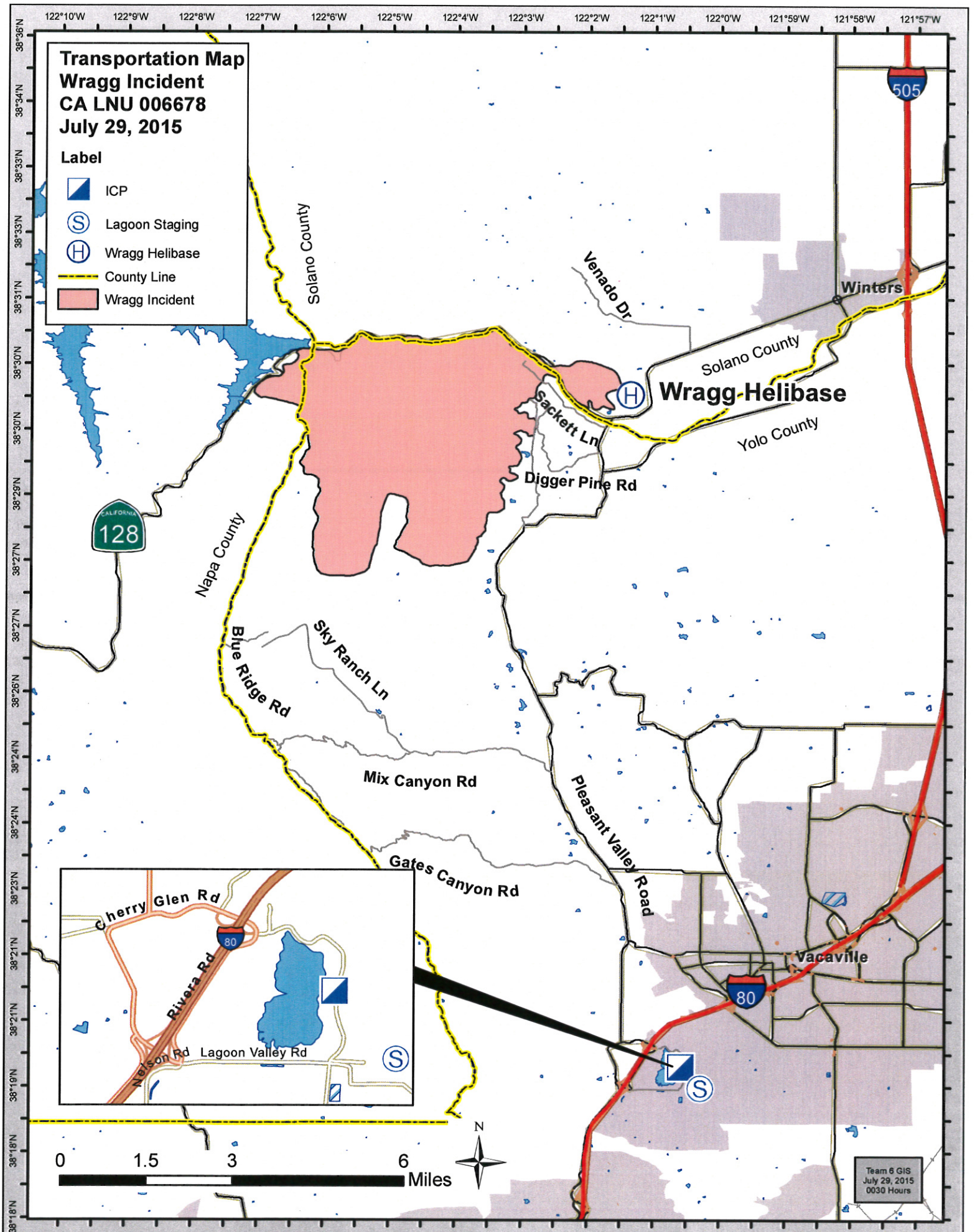




**Transportation Map  
Wragg Incident  
CA LNU 006678  
July 29, 2015**

**Label**

-  ICP
-  Lagoon Staging
-  Wragg Helibase
-  County Line
-  Wragg Incident



Team 6 GIS  
July 29, 2015  
0030 Hours

# ACTIVITY LOG (ICS 214)

1. Incident Name:

2. Operational Period:

Date From: Date

Date To: Date

Time From: HHMM

Time To: HHMM

7. Activity Log (continuation):

Date/Time

Notable Activities

8. Prepared by: Name:

Position/Title:

Signature: \_\_\_\_\_

Date/Time: Date \_\_\_\_\_



## ACTIVITY LOG (ICS 214)

<b>1. Incident Name:</b>	<b>2. Operational Period:</b>	Date From: Date Time From: HHMM	Date To: Date Time To: HHMM
--------------------------	-------------------------------	------------------------------------	--------------------------------

<b>3. Name:</b>	<b>4. ICS Position:</b>	<b>5. Home Agency (and Unit):</b>
-----------------	-------------------------	-----------------------------------

<b>6. Resources Assigned:</b>		
Name	ICS Position	Home Agency (and Unit)

<b>7. Activity Log:</b>	
Date/Time	Notable Activities

<b>8. Prepared by: Name:</b>	<b>Position/Title:</b>	<b>Signature:</b> _____
------------------------------	------------------------	-------------------------