







# PROGRESSION MAP

## PONY INCIDENT CA-KNF-004500

JUNE 15, 2016  
DAY SHIFT

### Fire Growth By Day

-  June 9, 2016  
617 Acres
-  June 10, 2016  
889 Acres, 272 Growth
-  June 11, 2016  
1,135 Acres, 246 Growth
-  June 12, 2016  
1,655 Acres, 520 Growth
-  June 13, 2016  
2,096 Acres, 441 Growth
-  June 14, 2016  
2,706 Acres, 610 Growth



0 1,000 2,000 4,000 Feet  
NAD 1983

