

*CORRECTED*



INCIDENT ACTION PLAN  
PNF  
BECKWOURTH  
COMPLEX



CA-PNF-1064  
P5N4MK (0511)

SUNDAY  
OPERATIONAL PERIOD

07/04/2021  
0600 HOURS – 1800 HOURS

This page intentionally left blank

## INCIDENT OBJECTIVES (ICS 202)

1. Incident Name:		2. Operational Period	
PNF - BECKWOURTH COMPLEX		Date/Time From: 7/4/2021 0600      SUN	Date/Time To: 7/4/2021 1800      SUN
3. Objective(s):			
<p><b>Leaders Intent:</b> Defend against threats to life, communities, critical infrastructure and natural, cultural and historic values.</p> <p><b>Management Objectives:</b></p> <ul style="list-style-type: none"> <li>· Provide for firefighter, and public safety.</li> <li>· Provide structure defense for the community of Dixie Valley.</li> </ul> <p><b>Control Objectives:</b></p> <ul style="list-style-type: none"> <li>· Keep fire south and west of 28N01 (Dixie Valley Road)</li> <li>· Keep fire north and east of 24N23</li> <li>· Keep fire west of Frenchman Lake Road (176 Rd)</li> </ul>			
4. Operational Period Command Emphasis:			
Adaptability			
General Situational Awareness:			
Leaders think and talk about solutions. Followers think and talk about the problems.			
5. Site Safety Plan Required?		Yes <input type="checkbox"/>	No <input checked="" type="checkbox"/>
Approved Site Safety Plan(s) Located at:			
6. Incident Action Plan (the items checked below are included in thi Incident Action Plan):			
<input checked="" type="checkbox"/> ICS 202	<input type="checkbox"/> ICS 207	Other Attachments:	
<input checked="" type="checkbox"/> ICS 203	<input checked="" type="checkbox"/> ICS 208		
<input checked="" type="checkbox"/> ICS 204	<input checked="" type="checkbox"/> ICS 220		
<input checked="" type="checkbox"/> ICS 205	<input type="checkbox"/> Map/Chart		
<input type="checkbox"/> ICS 205A	<input checked="" type="checkbox"/> Weather Forecast/Tide/Currents		
<input checked="" type="checkbox"/> ICS 206			
7. Prepared by: Joe Scuri		Position/Title: PSC2 (T)	Signature: 
		Position/Title:	Signature:
8. Approved by Incident Commander:		Name: Rocky W. Opliger	Signature:  JCTI
ICS 202	IAP Page	Date/Time: 7/3/2020 2200	



Weather Forecast	Latitude: 37.9871	Longitude: -122.5889	Update	NWS Fire Weather
1. Incident Name: Beckwourth Complex	2. Operational Period:	Date From: 7/4/21 Time From: 06:00	Date To: 7/4/21 Time To: 18:00	Last Update 2021-07-03

.INDEPENDENCE DAY...

- \* Sky/Weather.....Mostly cloudy then becoming partly cloudy.  
Isolated thunderstorms in the morning. Haze.
- \* Max Temperature....
- \* Valleys.....84-92.
- \* Mid Slope.....81-89.
- \* 24 hr trend.....4 degrees cooler.
- \* Min Humidity.....
- \* Valleys.....15-24%.
- \* Mid Slope.....16-24%.
- \* 24 hr trend.....Little change.
- \* 20-Foot Winds.....
- \* Valleys/Slope....Upslope 4 to 8 mph becoming west 8 to 13 mph  
late in the afternoon.
- \* Ridge Top.....Light winds becoming southwest 10 to 15 mph late  
in the afternoon.
- \* Haines Index.....3-4.
- \* LAL.....6.
- \* Chc Wetting Rain...5%.
- \* Mixing Height.....1200-1700 ft agl increasing to 7000-8000 ft  
agl in the afternoon.
- \* Transport Winds...Light winds becoming west around 10 mph in the  
afternoon.

.SUNDAY NIGHT...

- \* Sky/Weather.....Clear.
- \* Min Temperature....
- \* Valleys.....45-55.
- \* Mid Slope.....52-62.
- \* Max Humidity.....
- \* Valleys.....60-70%.
- \* Mid Slope.....42-52%.
- \* 20-Foot Winds.....
- \* Valleys/Slope....West winds 9 to 15 mph with gusts to 25 mph  
becoming downslope 2 to 5 mph.
- \* Ridge Top.....Southwest winds 10 to 15 mph. Gusts to 25 mph in  
the evening.
- \* Haines Index.....4-5.
- \* LAL.....1.
- \* Chc Wetting Rain...0%.
- \* Mixing Height.....4100-5100 ft agl in the evening then 200-500  
ft agl.
- \* Transport Winds...West 10 to 15 mph in the evening becoming  
light.
- \* Ventilation.....Very good decreasing to poor after midnight.



# ASSIGNMENT LIST (ICS 204 WF)

CONTROLLED UNCLASSIFIED  
INFORMATION//BASIC

<b>1. Incident Name:</b> Beckwourth Complex	<b>2. Operational Period:</b> Date From: 07/04/21    Date To: 07/04/21 Time From: 06:00        Time To: 18:00	<b>3. Branch</b> <b>Division</b> <b>I (Sugar)</b> <b>Y</b>  Page 1 of 1                      Yankee
--	---	--

<b>4. Operations Personnel:</b> Operations Section Chief: <b>Dave Pereira</b> Branch Director: <b>Nick Bunch</b> Division/Group Supervisor: <b>Steve Clifford</b>	Night Ops: Branch Safety: Air Attack:
--	---

5. Resources Assigned:		<b>** Resources Below in Bold are 12 Hour **</b>					Hours	Reporting Location
Resource Identifier	ALS	LWD	Leader	Personnel	Request #			
American River IHC		<b>7/16</b>	<b>MATT RADTKE</b>					
CRW2IA 9210G								
ENG3 S/T 6632C		<b>7/14</b>	<b>DELLADO</b>	<b>27</b>				
ENG6 Excess 22 <b>ACCESS</b>								
<del>WT Portola City</del>								
DOZ2 Roen								
DOZ2 Roen								
<b>WT BENS E-10</b>		<b>7/16</b>	<b>CHRIS FULTZ</b>	<b>1</b>				
<b>CRW2IA IRON MTN</b>								
<b>TFLD DAVID RICHARD</b>				<b>1</b>				

**6. Work Assignments:**  
Support / Secure Div Y, mop up where appropriate

**7. Special Instructions:**

8. Communications							
Name	Ch	Function	Rx Freq	Rx Tone	Tx Freq	Tx Tone	Notes
PNF FOREST NET	1	COMMAND	170.5500	CSQ	164.8750	Tone 7	Dixie Mtn
R5 T6	6	TACTICAL	168.2375		168.2375		Sugar Fire
A/G PRIMARY	14	A/G COMMAND	169.2875		169.2875		Entire Complex
A/G SECONDARY TAC	15	A/G TACTICAL	167.0625		167.0625		Entire Complex

<b>9. Prepared by: Name:</b>	Tom Reves / Mike Vetti / Brian Talbott (T)	RESL	Signature:
ICS 204	Date/Time: 7/3/2021 2200		Personnel Count: 0





# ASSIGNMENT LIST (ICS 204 WF)

CONTROLLED UNCLASSIFIED  
INFORMATION//BASIC

<b>1. Incident Name:</b> Beckwourth Complex	<b>2. Operational Period:</b> Date From: 07/04/21    Date To: 07/04/21 Time From: 06:00        Time To: 18:00	<b>3. Branch</b> <b>Division</b> <b>III (Dotta)</b> <b>Z</b>
<b>4. Operations Personnel:</b>		Page 1 of 1                      Zulu

Operations Section Chief: <b>Dave Pereira</b> Branch Director: <b>Joe Gonzales</b> Division/Group Supervisor: <b>JACK J. Sevelson</b>	Night Ops: Branch Safety: Air Attack:
---	---

5. Resources Assigned:		<del>** Resources Below in Bold are 12 Hour **</del>					Hours	Reporting Location
Resource Identifier	ALS	LWD	Leader	Personnel	Request #			
ENG HIGH COUNTRY		7/12	<b>CODY E. Sutton</b>	3				
ENG BOULDER		7/12	<b>PETER R. Koretz</b>	3				
ENG FIRESTORM <b>30 9906</b>		7/12	<b>ANDREW A. Waterbury</b>	4				
<del>ENG MONTROSE</del>			<del>Stanley</del>	<del>4</del>				
WT E. Plumas <b>9834 E-7</b>		7/13	<b>TODD TURNER</b>	<del>1</del> <b>2</b>				
<del>WT HARVEY</del>			<del>Hoyt</del>	<del>2</del>				
<del>WT BENS</del>			<del>C. Hale</del>	<del>2</del>				
<del>WT BILL</del>			<del>B. Bill</del>	<del>2</del>				
WT BKV FD <b>BECKWOURTH FPD</b>		7/13	<b>SCOTT THOMPSON</b>	2				
<del>WT WOODS 99</del>				1				
<del>FALM ANE ENT</del> <b>AFF</b>				2				
<del>FALM TIMBER</del>				2				
<del>FELB CALLAHAN</del>				1				
<b>WT BENS E-6</b>		7/13	<b>BOB BILL</b>	<b>1</b>				
<b>ENG 3 PEEPLES VLY FUELS B1 E-11</b>			<b>RONNIE HERNANDEZ</b>	<b>3</b>				
<b>ENG 3 PEEPLES VLY BRUSH B1 E-12</b>			<b>MARK SACHARA</b>	<b>3</b>				

**6. Work Assignments:**  
Support / Secure Div Z, mop up where appropriate

**7. Special Instructions:**

8. Communications							
Name	Ch	Function	Rx Freq	Rx Tone	Tx Freq	Tx Tone	Notes
PNF FOREST NET	1	COMMAND	170.5500	CSQ	164.8750	Tone 7	DIXIE MTN
R5 T5	3	TACTICAL	167.1125		167.1125		
A/G PRIMARY	14	A/G COMMAND	169.2875		169.2875		Entire Complex
A/G SECONDARY TAC	15	A/G TACTICAL	167.0625		167.0625		Entire Complex

<b>9. Prepared by: Name:</b>	Tom Reeves / Mike Vetti / Brian Talbott (T) <i>REEVES</i>	RESL	Signature:
ICS 204	Date/Time: 7/3/2021	2200	Personnel Count: 21





# Beckwourth Complex – Safety Message

INCIDENT #

DATE: 07/04/2021 TIME: 0600-1800 Day Shift

## Incident Management Team Transition

- Sometimes called the 19<sup>th</sup> Watch Out Situation
- Take the time to understand the plan. Ensure all resources completely understand the assignment, the Communications Plan, and the Medical Plan.
- Supervisory positions have changed. Know who you are working for.
- Briefings: Required every shift, for all personnel, for new assignments, and for changing conditions.

## Any Firefighter knows how Every firefighter should know why

### Make a Safety Difference

- As a supervisor, provide constant and relentless oversight.
- ***Stay focused on the task at hand, all the time!***
- Come up with a safer way to perform a risky assignment.
- Discuss situations that might cause a near miss.
- Never tolerate "Hey, watch this!"
- Discuss the effects of fatigue and how to mitigate the effects of fatigue.
- While in the fire zone, wear your hardhat when you leave the vehicle.
- Have a purpose in what you do.

### Covid-19

- Be Smart! Stay Apart! Maintain at least 6 feet distance from people when feasible.
- Practice good hygiene. Wash hands often and avoid touching your face.
- Cover your nose and mouth with a facial covering and cough into your elbow if needed.
- Monitor your health. If you have a fever, shortness of breath, coughing, sneezing or any other Covid-19 related symptom, tell a supervisor and maintain social distancing.

Prepared by:

CIIMT 4 Safety Group



## INCIDENT RISK ANALYSIS (ICS 215A)

Branch's	HAZARDOUS ACTIONS / CONDITIONS	MITIGATIONS / WARNINGS / REMEDIES
ALL	THUNDERSTORMS	<ul style="list-style-type: none"> <li>• <b>RED FLAG WARNING FOR DRY LIGHTNING</b></li> <li>• Follow the thunderstorm safety procedures in the IRPG p.21.</li> <li>• Observe the 30/30 rule, see lightning, hear thunderclap &lt;30 seconds, take precautions.</li> <li>• Take shelter in vehicles if possible.</li> <li>• If outdoors, find low spot away from tall trees.</li> </ul>
ALL	TRAFFIC & DRIVING	<ul style="list-style-type: none"> <li>• Practice "Defensive Driving" techniques.</li> <li>• Scout Roads for ingress/ egress routes turnarounds</li> <li>• <b>4<sup>th</sup> of July weekend, Heavy public use</b></li> <li>• Use warning lights when working on roads or traveling in smoke</li> </ul>
ALL	FIRE BEHAVIOR/DRY FUEL CONDITIONS	<ul style="list-style-type: none"> <li>• Establish and maintain LCES</li> <li>• Anticipate active fire behavior and rapid rates of spread.</li> <li>• Watch for spot fires.</li> <li>• Allow for adequate time to escape routes and safety zones.</li> <li>• ERC's above 87<sup>th</sup> percentile.</li> </ul>
ALL	HEAT RELATED ILLNESS(HRI) DEHYDRATION	<ul style="list-style-type: none"> <li>• <b>Drink 2:1 water to sports drinks</b></li> <li>• Take frequent breaks.</li> <li>• Drink before, during and after shift...even if you are not thirsty.</li> <li>• <b>Recognize symptoms of heat related HEAT RELATED ILLNESS (IRPG P.107</b></li> </ul>
ALL	COMMUNICATIONS	<ul style="list-style-type: none"> <li>• Share your Situational Awareness (hazards, changes, etc.) to those who also have a need.</li> <li>• Answer questions when asked by others. Ask for intel when you do not know the plan.</li> <li>• Ensure all personnel are familiar with the incident and IA communications plans.</li> </ul>
ALL	DANGER TREES	<ul style="list-style-type: none"> <li>• Follow "Hazard Tree Safety" guidelines, IRPG pages 22.</li> <li>• Post lookouts or use a spotter in mop-up areas with personnel.</li> <li>• Do not park vehicles or take breaks in high concentrations of hazard trees.</li> <li>• Establish trigger points for disengagement during high wind events.</li> </ul>
ALL	ATV/UTV Use	<ul style="list-style-type: none"> <li>• Ensure equipment is inspected and safe to use.</li> <li>• Ensure operator is trained and certified to operate.</li> <li>• Ensure operator has proper PPE according to the redbook/RMA.</li> </ul>
ALL	STEEP TERRAIN & ROLLING DEBRIS	<ul style="list-style-type: none"> <li>• Maintain 8'-10' spacing when working &amp; walking.</li> <li>• Do not work above any personnel.</li> <li>• Evaluate necessity to send personnel in areas with limited access.</li> </ul>
ALL	ENVIRONMENTAL HAZARDS	<ul style="list-style-type: none"> <li>• Keep alert for wildlife, rattlesnakes, insects, and plants. Watch footing and hand placement around rocks.</li> </ul>
ALL	AIR OPERATIONS	<ul style="list-style-type: none"> <li>• Follow " Aviation Watch-Out Situations" on page 44, IRPG.</li> <li>• Do not plan on air resources for medical transport or resupply.</li> <li>• Refer to page 57, IRPG for directing bucket drops.</li> <li>• Ensure positive communication with all air resources.</li> </ul>
ALL	HEAVY EQUIPMENT OPERATIONS	<ul style="list-style-type: none"> <li>• Ensure communications are established with operators.</li> <li>• Use hand signals if other communications are unavailable.</li> <li>• Maintain a 50'-100' exclusion area around equipment.</li> <li>• Use a spotter when backing.</li> </ul>
ALL	FATIGUE	<ul style="list-style-type: none"> <li>• Be alert for signs of fatigue and take breaks, as necessary.</li> <li>• Maintain 2:1 work/rest ratio.</li> <li>• Monitor incoming resources for level of fatigue.</li> </ul>
ALL	INDIRECT LINE CONSTRUCTION	<ul style="list-style-type: none"> <li>• Establish and maintain LCES.</li> <li>• Locate line in favorable location, lighter fuels, and gentler topography when possible.</li> <li>• Utilize natural or existing barriers.</li> </ul>
INCIDENT NAME <b>Beckwourth Complex</b>		DATE PREPARED: <div style="text-align: center; font-size: 1.2em;">July 3<sup>rd</sup>, 2021</div>
		TIME PREPARED: <b>1800 HOURS</b>
		OPERATIONAL PERIOD <b>Day Shift 07/4/21</b> 0600-1800 Prepared by  Frank Pingiczer SOF2

## *Fire and COVID-19 Briefing Checklist*

### **Fully vaccinated people:**

- Do not need to wear a mask or physically distance in federal buildings or on Federal lands, except where called for by Federal, State, local, tribal, or territorial laws, rules, and regulations
- Masks are required on all federally managed incidents for individuals that are not fully vaccinated. Mask wearing requirements on incidents or in federal facilities should be consistent with CDC guidance.

### **Self-Awareness / Screening**

- Immediately separate yourself from others.
- Notify supervisor if you or others experience:
  - o Cough, more than expected
  - o Shortness of breath or difficulty breathing
  - o New loss of taste or smell
  - o Fever
  - o Chills
  - o Sore throat
  - o Muscle pain
- Review and follow crew and division plans to isolate, triage, and transport symptomatic personnel.

### ***SUPERVISOR :***

Notify Medical Unit as soon as possible.

This page intentionally left blank

1. Incident Name	2. Operational Period
<b>Beckwourth Complex</b>	Date/Time: <b>7/04/21 (0600-1800)</b>



3. Medical Aid Stations / Ambulance Services / REMS				
Name	Location	Frequency	Advanced Life Support (ALS)	
			Yes	No
Plumas 12 Ambulance	4 Corners	Command	X	

4. Air Rescue / Air Ambulance Services		
Name	Location	Type of Aircraft & Capability
Care Flight 4	Beckwourth	ALS, 24 Hours
Care Flight 3	Truckee	ALS, 24 Hours
Cal Fire 202	Susanville	BLS, Hoist, Day Only
CHP H14 / H16	Redding	ALS, Hoist, Day Only

5. Hospitals (all times estimated from incident location)								
Name & Level	GPS Datum - WGS 84 Degrees Decimal Minutes		Travel Time (From ICP)		Phone	Helipad		Address
	Lat:	Long:	Air	Gnd		Yes	No	
Eastern Plumas Health Care	N 39° 48.33'	W 120° 27.77'	5 MINS	10 MINS	530-832-6500		X	500 1 <sup>st</sup> Ave, Portola CA
Plumas District Hospital (Level 4)	N 39° 56.4115'	W 124° 08.800'	5 MINS	40 MINS	530-283-7110	X		1065 Bucks Lake Rd Quincy, CA
Renown Medical Center (Level 2)	N 39° 31.52'	W 124° 05.45'	20 MINS	50 MINS	775-982-2005	X		1156 Mill St Reno, NV
St. Mary's Regional Medical Center	N 33° 46.82'	W 118° 11.17'	20 MINS	50 MINS	775-770-3000	X		235 W 6 <sup>th</sup> St. Reno, NV
U.C. Davis Medical Center (Level 1 Trauma/Burn)	N 38° 33.32'	W 121° 27.35'	45 MINS	3 HRS	916-703-6576	X		2315 Stockton Blvd. Sacramento, CA.

6. Division / Crew Emergency Pre-Plan *Update and discuss with assigned resources daily.*

Fireline EMT / Medic's Division / Branch Location	
Air Hoist site location site: Lat: / Long: / Elevation:	
Helispot: Lat: / Long: / Elevation:	
MED LZ:	

7. Prepared By (Medical Unit Leader)	8. Date/Time	9. Reviewed By (Safety Officer)	10. Date/Time
MEDL Eric Williams / Doug Stuart 	7/03/2021 2000	SOF Dan Snow 	07/03/2021 2000





## Medical Incident Report

FOR A **NON-EMERGENCY INCIDENT**: WORK THROUGH CHAIN OF COMMAND TO REPORT AND TRANSPORT INJURED PERSONNEL AS NECESSARY.

FOR A **MEDICAL EMERGENCY**: IDENTIFY ON SCENE INCIDENT COMMANDER BY NAME AND POSITION AND ANNOUNCE "MEDICAL EMERGENCY" TO INITIATE RESPONSE FROM COMMUNICATIONS

**Use the following items to communicate situation to communications/dispatch.**

**1. CONTACT COMMUNICATIONS / DISPATCH** (Verify correct frequency prior to starting report)

Ex: "Communications, Div. Alpha. Stand-by for Emergency Traffic."

**2. INCIDENT STATUS:** Provide incident summary (including number of patients) and command structure.

Ex: "Communications, I have a Red priority patient, unconscious, struck by a falling tree.

Requesting air ambulance to Forest Road 1 at (Lat./Long.)

\*This will be the Trout Meadow Medical Incident, IC is TFLD Jones. EMT Smith is providing medical care.\*

Severity of Emergency AND Transport Priority (priority 1, 2, 3)	<input type="checkbox"/> <b>RED / PRIORITY 1 Life or limb threatening injury or illness. Evacuation need is IMMEDIATE</b> Ex: Unconscious, difficulty breathing, bleeding severely, 2° - 3° burns more than 4 palm sizes, heat stroke, disoriented.	
	<input type="checkbox"/> <b>YELLOW / PRIORITY 2 Serious Injury or illness. Evacuation may be DELAYED if necessary.</b> Ex: Significant trauma, unable to walk, 2° - 3° burns not more than 1-3 palm sizes.	
	<input type="checkbox"/> <b>GREEN / PRIORITY 3 Minor Injury or illness. Non-Emergency transport</b> Ex: Sprains, strains, minor heat-related illness.	
Nature of Injury or Illness & Mechanism of Injury		Brief Summary of Injury or Illness (Ex: Unconscious, Struck by Falling Tree)
Transport Request		Air Ambulance / Short Haul/Hoist Ground Ambulance / Other
Patient Location		Descriptive Location & Lat. / Long. (WGS84)
Incident Name		Geographic Name + "Medical" (Ex: Trout Meadow Medical)
On-Scene Incident Commander		Name of on-scene IC of Incident within an Incident (Ex: TFLD Jones)
Crew Patient Care		Name of Care Provider (Ex: EMT Smith)

**3. INITIAL PATIENT ASSESSMENT:** Complete this section for each patient as applicable (start with the most severe patient)

Patient Assessment:      Age:      Weight:      Chief Complaint:

(IRPG PAGE 106)

Skin Signs: (color/moisture/temp)      Level of Consciousness:      BP:      HR:      Respirations:

Treatment:

**4. TRANSPORT PLAN:**

Evacuation Location (drop point, intersection, helispot, Lat. / Long, hazards)      Patient's ETA to Location:

**5. ADDITIONAL RESOURCES / EQUIPMENT NEEDS:**

Paramedic / EMT - Crews - Immobilization Devices - AED - Oxygen - Trauma Bag - IV/Fluid(s) - Splints - Rope rescue - Wheeled litter - HAZMAT - Extrication

**6. COMMUNICATIONS: Identify State Air/Ground EMS Frequencies and Hospital Contacts as applicable**

Function	Channel Name/Number	Receive (RX)	Tone/NAC *	Transmit (TX)	Tone/NAC *
COMMAND					
AIR-TO-GRND					
TACTICAL					

**7. CONTINGENCY: Considerations: If primary options fail, what actions can be implemented in conjunction with primary evacuation method?**  
Be thinking ahead.

**8. ADDITIONAL INFORMATION:** Updates/Changes, etc.

**REMEMBER:** Confirm ETA's of resources ordered. Act according to your level of training  
Be Alert - Keep Calm - Think Clearly - Act Decisively

\*\*\* Follow up with MEDL upon return to ICP \*\*\*



INCIDENT RADIO COMMUNICATIONS PLAN		Incident Name <i>PNF BECKWORTH COMPLEX</i> BECKWORTH LIGHTENING COMPLEX, CA-PNF-001064		Date/Time Prepared	Operational Period Date/Time			
Ch #	Function	Channel Name/Trunked Radio System Talkgroup	Assignment	RX Freq	RX Tone/NAC	TX Freq	Tx Tone/NAC	Remarks
1	COMMAND	PNF FOREST NET	DOTTA FIRE	170.5500	CSQ	164.8750	OST	T-7-DIXIE MT.
2	COMMAND	<del>PNF ADMIN-NET</del>	<del>SUGAR FIRE</del>	<del>171.4250</del>	<del>CSQ</del>	<del>163.1625</del>	<del>OST</del>	<del>T-7-DIXIE MT. T-4-MILLS PK.</del>
3	TACTICAL	R5 TAC 5	DIV Z	167.1125	CSQ	167.1125		DOTTA FIRE
4	TACTICAL	R5 TAC 4	DIV A	166.5500	CSQ	166.5500		DOTTA FIRE
5	TACTICAL	NIFC T-2	DIV V	168.2000	CSQ	168.2000		DOTTA FIRE
6	TACTICAL	R5 TAC 6	DIV Y, B	168.2375	CSQ	168.2375		SUGAR FIRE
7	UNASSIGNED							
8	UNASSIGNED							
9	UNASSIGNED							
10	UNASSIGNED							
11	UNASSIGNED							
12	UNASSIGNED							
13	TACTICAL	CALCORD	MEDICAL COORDINATION	156.0750	156.7	156.0750	156.7	ENTIRE COMPLEX
14	TACTICAL	A/G PRIMARY	A/G CMD	169.2875	CSQ	169.2875		ENTIRE COMPLEX
15	TACTICAL	A/G SECONDARY	A/G TAC	167.0625	CSQ	167.0625		ENTIRE COMPLEX
16	TACTICAL	Guard	EMERGENCY ONLY	168.6250	CSQ	168.6250	110.9	ENTIRE COMPLEX

Prepared By (Communications Unit)  
SAL BONILLA COML 


Incident Location: Portola, CA  
County: Latitude, Longitude: N 49.1134, W120 28.6977

7/3/21 21:01

ICS 205 Excel



## Human Resource Message



Beckwourth Complex

July 4, 2021

# YOUR RIGHTS AND RESPONSIBILITIES

### Rights:

- ❑ To work in a harassment-free environment where people treat one another with dignity, equity, courtesy and respect.
- ❑ To say "no" to unwelcome advances or requests for favors.
- ❑ To file complaints or grievances through appropriate avenues.

### Responsibilities:

- ❑ To behave in a manner that treats people with dignity, equity, courtesy and respect.
- ❑ To abide by agency and incident ethics and conduct regulations including zero tolerance for drugs and alcohol in the work environment.
- ❑ To report any harassment or other inappropriate behavior you observe or Experience. If you see something, say something.

Feel free to call/text me if you have questions, concerns, or just want to chat. This manner of communication you remain anonymous.

Adam Alvarez – (HRSP) - (707) 373-8715

## ***TRAINING SPECIALIST MESSAGE***

A Training Specialist is now on the incident. All federal, state, and local government agency trainees working on position task books will need to register with the Incident Training Specialist in order to receive proper credit for your assignment.

The TNSP desk is AT the ICP – and is located adjacent to Check-In.

The Training Specialist is available immediately following the morning Operations Briefing to 2130.

***Emil Picchi***

Training Specialist

(650) 520.5102

TNSPEP@GMAIL.COM

## ACTIVITY LOG (ICS 214)

1. Incident Name:		2. Operational Period: Date From:		Date To:
		Time From:		Time To:
3. Name:	4. ICS Position:	5. Home Agency (and Unit):		
<b>6. Resources Assigned:</b>				
Name	ICS Position	Home Agency (and Unit)		
<b>7. Activity Log:</b>				
Date/Time	Notable Activities			
8. Prepared by: Name: _____ Position/Title: _____ Signature: _____				
ICS 214, Page 1		Date/Time: _____		

