

CORRECTED

Border 3 Fire

CA-MVU-014498

Incident Action Plan

Operational Period

June 21st-June 22nd, 2016

0700-0700



CORRECTED

INCIDENT OBJECTIVES (ICS 202)

1. Incident Name: BORDER 3	2. Operational Period:	Date From: 6/21/2016 Date To: 6/22/2016 Time From: 0700 Time To: 0700			
3. Objective(s): <ul style="list-style-type: none"> - Keep the fire South of Potrero Truck Trail / Hauser Road - Keep the fire West of Buckman Springs and Campo Valley - Keep the fire North of the Mexico Border - Keep the fire East of Tecate Road / Barrett Lake Road 					
4. Operational Period Command Emphasis: <ul style="list-style-type: none"> - Ensure safety of incident personel and the public using the safety analysis process. - Support the incident's needs while maintaining fiscal accountability. - Establish and maintain excellent relationships with cooperators by recognizing the needs of the various agencies. - Ensure timely and accurate information is provided to the public and cooperators. - Safely and effectively repopulate evacuated communities and open travel routes to the affected areas. 					
General Situational Awareness					
5. Site Safety Plan Required? Yes <input type="checkbox"/> No <input checked="" type="checkbox"/> Approved Site Safety Plan(s) Located at: _____					
6. Incident Action Plan (the items checked below are included in this Incident Action Plan): <table style="width: 100%; border: none;"> <tr> <td style="width: 33%; vertical-align: top;"> <input checked="" type="checkbox"/> ICS 203 <input type="checkbox"/> ICS 207 <input checked="" type="checkbox"/> ICS 204 <input type="checkbox"/> ICS 208 <input checked="" type="checkbox"/> ICS 205 <input checked="" type="checkbox"/> Map/Chart <input type="checkbox"/> ICS 205A <input checked="" type="checkbox"/> Weather Forecast/Tides/Currents <input checked="" type="checkbox"/> ICS 206 </td> <td style="width: 33%; vertical-align: top;"> Other Attachments: <input checked="" type="checkbox"/> Safety Message <input checked="" type="checkbox"/> ICS 215a <input checked="" type="checkbox"/> Base Camp Map <input type="checkbox"/> _____ </td> <td style="width: 33%;"></td> </tr> </table>			<input checked="" type="checkbox"/> ICS 203 <input type="checkbox"/> ICS 207 <input checked="" type="checkbox"/> ICS 204 <input type="checkbox"/> ICS 208 <input checked="" type="checkbox"/> ICS 205 <input checked="" type="checkbox"/> Map/Chart <input type="checkbox"/> ICS 205A <input checked="" type="checkbox"/> Weather Forecast/Tides/Currents <input checked="" type="checkbox"/> ICS 206	Other Attachments: <input checked="" type="checkbox"/> Safety Message <input checked="" type="checkbox"/> ICS 215a <input checked="" type="checkbox"/> Base Camp Map <input type="checkbox"/> _____	
<input checked="" type="checkbox"/> ICS 203 <input type="checkbox"/> ICS 207 <input checked="" type="checkbox"/> ICS 204 <input type="checkbox"/> ICS 208 <input checked="" type="checkbox"/> ICS 205 <input checked="" type="checkbox"/> Map/Chart <input type="checkbox"/> ICS 205A <input checked="" type="checkbox"/> Weather Forecast/Tides/Currents <input checked="" type="checkbox"/> ICS 206	Other Attachments: <input checked="" type="checkbox"/> Safety Message <input checked="" type="checkbox"/> ICS 215a <input checked="" type="checkbox"/> Base Camp Map <input type="checkbox"/> _____				
7. Prepared by:	Name: Steve Ward Position/Title: PSC1	Signature:			
8. Approved by Incident Commander:		Name: Steve Reeder Signature:			
ICS 202	IAP Page	Date/Time: 6/20/2016 8:00 PM			

		9. Operations Section		
		Day	Felix Berbena	
1. INCIDENT NAME		Deputy	Mike Olivarria	
BORDER 3		Night	Erich Schwab	
2. Date Prepared	3. Time	a. Branch I		
6/20/2016	1937	Branch Director	Mike White	
4. Operational Period		Division/Group	A	Joseph Felix
6/21/2016 - 6/22/2016	0700-0700			
		Division/Group	B	John Clays
5. Incident Commander and Staff				
Incident Commanders	Ron Bravo / Jesse Estrada (T)	Division/Group	C	Rick Dowell
Deputy Incident Commander	Steve Reeder / Mike Parkes (T)			
Safety Officers	Scott Hansen (T) / Dan McNamara(T)	Division/Group	E	Brian Gilmore
Information Officer	Scott McLean			
Liaison Officer	Pete Daley / Michael Urquides (T)	Division/Group	H	Craig Waag
Law Enforcement Liaisons	John Davis / David Little			
6. Agency Representatives		b. Branch II		
Agency	Name	Branch Director	Ron Roberts / John Kremensky (T)	
San Diego County OES	Mike Davis			
BLM FIRE	Clay Howe	Division/Group	J	Brice Muenzer
Cal OES	Art Torrez			Ken Harrison (T)
San Diego Sheriff Office	Glen Twyman	Division/Group	W	Steve Swaney
U.S Border Patrol	Antonio Carrillo			
San Deigo Gas and Electric	Hal Mortier	Division/Group	Y/Z	Matthew Colvin
Red Cross	Harold Babb			
USFS	Chris Anderson	c. Branch Law		
		Branch Director		Justin White
7. Planning Section		d. Staging		
Chief	Sean Griffis / Anale Burlaw (T)	Staging Area Manager	Travis Craig	
Deputy	Steven Ward	e. Air Operations Branch		
Resource Unit	Chris Carrera / Ryan Davis	Air Operations Branch Director	Bob Farias	
Situation Unit	Phillip SeLegue / Jim Day (T)	Air Attack Supervisor		
Demobilization Unit	Dave Pucci	Air Support Supervisor	John Chin	
Documentation Unit		Helibase Manager	Dave Ito	
Training	Cory Cisneros	Air Tanker Coordinator		
Fire Behavior Analyst	Tim Chavez	10. Finance Section		
IMET	James Dudley	Chief	Steven Hawks	
GIS	Darin McFarlin	Deputy	Darren Dow	
8. Logistics Section		Time Unit	Tiffany Tracy	
Chief	Robert Reynolds	Procurement Unit	Evelyn Glenn	
Deputy	Alex Long	Compensation/Claims Unit	Dave Reese	
Supply Unit	Amber Storey	Cost Unit	Mike Kennefic	
Facilities Unit	Tobin Riley	Hired Equipment	Matt Sully	
Ground Support Unit	Owen Starkweather			
Communications Unit	Ken Parker			
Medical Unit	Baryic Hunter			
Motel Unit	Dennis Miranda	Prepared by (Plans Section Chief)		
Food Unit	Carl Coultrass	Steve Ward		

Spot Forecast for Border 3 Fire
National Weather Service San Diego
852 PM PDT Mon Jun 20 2016

IF CONDITIONS BECOME UNREPRESENTATIVE,
CONTACT THE NATIONAL WEATHER SERVICE.
SPOT FORECAST FOR BORDER 3...CAL FIRE TEAM 5
NATIONAL WEATHER SERVICE SAN DIEGO CA
852 PM PDT MON JUN 20 2016

FORECAST IS BASED ON REQUEST TIME OF 2014 PDT ON JUNE 20.
IF CONDITIONS BECOME UNREPRESENTATIVE...CONTACT THE NATIONAL WEATHER
SERVICE.

.DISCUSSION...

HIGH TEMPERATURES DECREASE ON TUESDAY BY 10-20 DEGREES FROM MONDAY
AS HUMIDITIES INCREASE. WINDS INCREASE FROM THE SOUTHWEST MONDAY
NIGHT AND CONTINUE THROUGH TUESDAY. HUMIDITIES CONTINUE TO
INCREASE TUESDAY NIGHT.

.TUESDAY...

SKY/WEATHER.....PARTLY CLOUDY WITH AREAS OF SMOKE.
MAX TEMPERATURE.....AROUND 92.
MIN HUMIDITY.....15 TO 20 PERCENT.
WIND.....

SLOPES.....LIGHT WINDS BECOMING SOUTHWEST 10 MPH WITH GUSTS
TO 20 MPH IN THE AFTERNOON.

RIDGETOP.....NORTHWEST 10 MPH WITH GUSTS TO 20 MPH.
MIXING HEIGHT.....0 FT AGL.
MIXING WINDS.....NORTHWEST 5 MPH.

.TUESDAY NIGHT...

SKY/WEATHER.....PARTLY CLOUDY WITH AREAS OF SMOKE.
MIN TEMPERATURE.....56 TO 61.
MAX HUMIDITY.....65 TO 70 PERCENT.
WIND.....


SLOPES.....WINDS WEST 5 TO 10 MPH IN THE EVENING BECOMING
LIGHT.

RIDGETOP.....NORTHWEST 15 MPH.
MIXING HEIGHT.....0 FT AGL.
MIXING WINDS.....WEST 5 MPH.

--

NOAA/National Weather Service - San Diego
(858)675-8711
weather.gov/sandiego

FIRE BEHAVIOR FORECAST

FORECAST NUMBER 1	TYPE OF FIRE: WILDFIRE
FIRE NAME : BORDER 3	OPERATIONAL PERIOD : 24 HOUR SHIFT JUNE 21, 2016
DATE ISSUED JUNE 20, 2016	TIME ISSUED : 2000
UNIT SAN DIEGO UNIT	SIGNED TIM CHAVEZ-FBAN 

INPUTS

WEATHER SUMMARY

Continued hot and dry for inland areas through midweek due to strong high pressure aloft. Some cooling the next few days. See IMET or SPOT Forecast.

OUTPUTS

FIRE BEHAVIOR

GENERAL

LOCAL LIVE FUEL MOISTURE MEASUREMENTS- CHAMISE NEW GROWTH 93%- ABOVE AVERAGE CHAMISE OLD GROWTH 68%- AVERAGE. WINTER RAINFALL IN SAN DIEGO COUNTY WAS BETTER THAN MOST OF SOUTHERN CALIFORNIA BUT STILL BELOW AVERAGE. FINE FUEL GROWTH IS MODERATE. ENERGY RELEASE COMPONENT OF THE NFDRS IS ABOVE AVERAGE FOR THIS TIME OF YEAR BUT NOT RECORD SETTING. PROBABILITY OF IGNITION IN THE AFTERNOONS WILL BE 80-100% DUE TO STRONG SUNLIGHT, LOW HUMIDITY AND HIGH AIR TEMPS.

SPECIFIC

DIVISION A,B,Z AND Y

FUELS IN THIS AREA DATE FROM THE HARRIS FIRE IN 2007. MOST AREAS HAVE LINE ON THEM OR ARE IN RELATIVELY LIGHT FUELS AROUND STRUCTURES. SOME SMOLDERING HEAVY FUELS IN THE AREA OF B/C BREAK. MOST OF THE SOUTH END IS HOLDING/OUT ON ROADS OR THE BORDER FENCE.

DIVISION W, H AND J

FAIRLY EXTENSIVE FIRE HISTORY ON THE EASE SIDE OF THE FIRE WITH NUMEROUS FIRES FROM THE 1982-2004 PERIOD. TO THE NORTH FUELS ARE MUCH OLDER WITH SOME 80-100 YEAR OLD FUELS IN THE HAUSER CANYON AREA. PREVAILING WINDS HOWEVER ARE DRIVING THE FIRE TO THE EAST AND SOUTH. MOST ACTIVITY HAS BEEN BACKING FIRE AS THE FUELS ON THE SOUTH ARE SPARSE AND BROKEN BY ROADS, RAILROADS AND THE BORDER FENCE.

AIR OPERATIONS:

STABLE AIR MAY RESULT IN SMOKE HANGING IN CANYONS IN MORNING HOURS. FAIRLY GUSY WINDS WILL LIFT OUT ANY PROBLEMS EARLY. SOME WIND SHEARS AT UPPER LEVELS.

SAFETY

THERE ARE MULTIPLE FIRE FATALITY SITES AND BURNOVER SITES WITHIN A FEW MILES OF THIS FIRE. THE 1943 HAUSER CREEK FIRE RESULTED IN 11 FATALITIES, THE 2007 HARRIS FIRE BURNOVER CAUSED SEVERAL SERIOUS BURN INJURIES TO FIREFIGHTERS. THOSE WERE FALL SANTANA WIND FIRES. BUT THE 1974 BELL VALLEY FIRE RESULTED IN ONE FATALITY IN MID SUMMER CONDITIONS SIMILAR TO TODAY.



BORDER 3 HEALTH AND SAFETY MESSAGE



We Are ALL accountable for SAFE behaviors

INCIDENT: Border 3 Incident – CAMVU-014498 | **DATE:** June 21, 2016 **TIME:** 0700-0700

MAJOR HAZARDS and RISKS: EXPECT EXTREME FIRE BEHAVIOR — HIGH TEMPERATURES AND LOW RH—RECEPTIVE FUELS— STEEP and ROCKY TERRAIN –NARROW ROADWAYS to FREEWAY DRIVING– FATIGUE!

Narrative:

Always have L.C.E.S in place

Monitor the weather for both predicted and unexpected changes

This is a Wildland Urban Interface fire, know that there could be unidentified hazards and notify Operations of hazards found

Be aware of rolling rocks, burned out power poles and snags

Maintain situational awareness in regards to power lines --Treat all downed lines as live

Maintain high visibility when operating on public roads

Provide for frequent rest breaks and adequate hydration

Monitor yourself and those around you for heat related illnesses

Understand the communication plan for the day

Document work/rest cycles and hydration

Document all tailgate safety briefings on your 214's (to include subject matter)

Prepared By: D. McNamara, SOF1-(T) IMT# 5

Approved By: S. Reeder, Dep IC, IMT# 5



**Border 3 -INCIDENT RISK ANALYSIS (ICS 215a)
CA-MVU-014498**




DIV	HAZARDOUS ACTIONS / CONDITIONS	MITIGATIONS/WARNINGS/REMEDIES	
ALL	FIRE BEHAVIOR	<ul style="list-style-type: none"> • Monitor current weather conditions and forecasts. Make sure all personnel receive thorough briefings every shift • Maintain adequate escape routes and safety zones. Advise all personnel if these are compromised or changed. Set trigger points when appropriate • Adhere to 10 Standard Firefighting Orders, mitigate 18 Watch Out Situations • Maintain Situational Awareness 	
ALL	HEAT RELATED ILLNESS	<ul style="list-style-type: none"> • Review "Specific Treatments" section of the IRPG (pg 103) for heat illnesses signs and treatment. Watch coworkers for signs and symptoms • Take frequent breaks as needed and operationally feasible • Report any and all injuries to your Supervisor. Follow Medical Emergency Procedures as outlined on the ICS-206 	
ALL	DRIVING HAZARDS	<ul style="list-style-type: none"> • Drive defensively! Expect the unexpected around every curve • Drive with headlights on • Slow Down! Narrow dirt roads with limited passing room- one way travel on some • Increase following distances. Maintain Situational Awareness 	
ALL	FATIGUE	<ul style="list-style-type: none"> • Be alert for signs of fatigue and take breaks as necessary. • Maintain 2:1 work/rest ratio • Monitor incoming resources for level of fatigue. • Maintain hydration and nutrition 	
ALL	HYDRATION	<ul style="list-style-type: none"> • Drinking water before, during and after shifts, up to 1.5 gal. per shift • Be alert for signs of heat stress in yourself and others 	
ALL	AIRCRAFT OPERATIONS	<ul style="list-style-type: none"> • Keep personnel out of drop zones • Use air-to-ground frequency to communicate with aircraft • Use clear, concise statements when directing aircraft. Use clock directions from pilot's perspective 	
ALL	LINE CONSTRUCTION	<ul style="list-style-type: none"> • Conduct thorough briefing for all personnel (inside rear cover IRPG) • Ensure LCES in place prior to engagement (IRPG p. 7) • Establish adequate safety zones (IRPG p.8) • Use Downhill Line Checklist (IRPG p.9) • Follow "Look Up, Look Down, Look Around" procedures (IRPG p.4) • Utilize Risk Management Process (IRPG p.1) 	
ALL	MOP UP	<ul style="list-style-type: none"> • Conduct thorough briefing for all personnel (inside rear cover IRPG) • Use all required PPE, including eye protection • Maintain proper spacing and overhead clearance • Be alert for stump holes and root cavities • Evaluate unburned islands/Increase situational awareness 	
ALL	POWER LINES	<ul style="list-style-type: none"> • Treat all downed power lines as energized • Follow Power Line safety guidelines (IRPG pg.24) • Communicate power line hazards to all resources • Be alert for fire damaged power poles • Appropriately flag area around down power lines and deny access • Coordinate your activities with adjacent utility representatives 	
ALL	SAFETY ZONES	<ul style="list-style-type: none"> • Follow safety zone guidelines are followed (IRPG p. 7) • Carefully evaluate burned areas before designation as safety zones due to spotty burning in numerous areas • When safety zones are distant from work site, set trigger points to allow personnel to reach them in a timely manner 	
Incident Name: BORDER 3 CA-MVU-014498 ICS 215a		DATE PREPARED: June 20, 2016 1600hrs Prepared by: Scott Hansen SOF1	OPERATIONAL PERIOD June 21, 2016 0700-0700

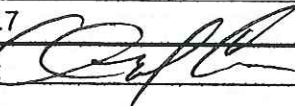
ASSIGNMENT LIST (ICS 204)

1. Incident Name: BORDER 3		2. Operational Period: Date From: 6/21/2016 Date To: 6/22/2016 Time From: 0700 Time To: 0700		3. Branch: I Division: A Group: Staging Area:	
4. Operations Personnel:		<u>Name</u>	<u>Contact Number(s)</u>		
Operations Section Chief:		Felix Berbena	XXX-XXX-XXXX		
Branch Director:		Mike White Casario/Zingheim	XXXXXXXX-XXXX		
Division/Group Supervisor:		Joseph Felix ✓	XXX-XXX-XXXX		
5. Resources Assigned:			# of Persons	Contact (e.g., phone, pager, radio frequency, etc.)	Reporting Location, Special Equipment and Supplies, Remarks, Notes, Information
<u>Resource Identifier</u>	<u>Leader</u>				
S/T XSD 6413A	Fred Schoenheit				ICP
S/T XSD 6440C					ICP
S/T OES 6848C ✓	Dave Connor				ICP
S/T 9391G ✓	Dale Mattson				ICP
W/T 7357					ICP
W/T 7552 ✓					ICP
SOFR	Greg Belk				ICP
FEMP					ICP
S/T XSD 4175C ✓					
S/T 6800 A ✓					
6. Work Assignments: Mop up 100 ft Tactical patrol around structures Mop up all heat sources around structures and improvements					
7. Special Instructions: SOFR is a Branch resource					
8. Communications (radio and/or phone contact numbers needed for this assignment):					
<u>Name</u>	<u>/Function</u>	<u>Primary Contact: indicate cell, pager, or radio (frequency/system/channel)</u>			
CDF CMD 3 Tone 14	/CMD	Rx 151.3400N Tone 103.5 Tx 159.3450N Tone 151.4			
CDF Tac 24	/Tactical	Rx 151.3175N Tone 192.8 Tx 151.3175N Tone 192.8			
CDF Tac 15	/A/G	Rx 159.2700N Tone 192.8 Tx 159.2700N Tone 192.8			
CALCORD	/EMS	Rx 156.0750N Tone 156.7 Tx 156.0750N Tone 156.7			
9. Prepared by: Name: Chris Carrera		Position/Title: RESL		Signature:	
ICS 204	IAP Page	Date/Time: 6/20/2016 8:30 PM			


ASSIGNMENT LIST (ICS 204)

1. Incident Name: BORDER 3		2. Operational Period: Date From: 6/21/2016 Date To: 6/22/2016 Time From: 0700 Time To: 0700		3. Branch: I Division: B Group: Staging Area:	
4. Operations Personnel:		<u>Name</u>	<u>Contact Number(s)</u>		
Operations Section Chief:		Felix Berbena	XXX-XXX-XXXX		
Branch Director:		Mike White <i>Carario / Zeng</i>	XXX-XXX-XXXX		
Division/Group Supervisor:		John Clays ✓	XXX-XXX-XXXX		
5. Resources Assigned:			# of Persons	Contact (e.g., phone, pager, radio frequency, etc.)	Reporting Location, Special Equipment and Supplies, Remarks, Notes, Information
Resource Identifier	Leader				
S/T XSD 6411C ✓					ICP
GRW PLC1	Robbins				ICP
STG					ICP
W/T 7359 ✓					ICP
6. Work Assignments: Mop up 100 ft Tactical patrol around structures Mop up all heat sources around structures and improvements					
7. Special Instructions: SOFR in DIV A is a Branch resource					
8. Communications (radio and/or phone contact numbers needed for this assignment):					
Name	/Function	Primary Contact: indicate cell, pager, or radio (frequency/system/channel)			
CDF CMD 3 Tone 14	/CMD	Rx 151.3400N Tone 103.5 Tx 159.3450N Tone 151.4			
CDF Tac 24	/Tactical	Rx 151.3175N Tone 192.8 Tx 151.3175N Tone 192.8			
CDF Tac 15	/A/G	Rx 159.2700N Tone 192.8 Tx 159.2700N Tone 192.8			
CALCORD	/EMS	Rx 156.0750N Tone 156.7 Tx 156.0750N Tone 156.7			
9. Prepared by: Name: Chris Carrera		Position/Title: RESL		Signature: 	
ICS 204	IAP Page	Date/Time: 6/20/2016 8:30 PM			

ASSIGNMENT LIST (ICS 204)

1. Incident Name: BORDER 3		2. Operational Period: Date From: 6/21/2016 Date To: 6/22/2016 Time From: 0700 Time To: 0700		3. Branch: I Division: C Group: Staging Area:
4. Operations Personnel:		<u>Name</u>	<u>Contact Number(s)</u>	
Operations Section Chief:		Felix Berbena	XXX-XXX-XXXX	
Branch Director:		Mike White <i>Carano/Zingales</i>	XXX-XXX-XXXX	
Division/Group Supervisor:		Rick Dowell ✓	XXX-XXX-XXXX	
5. Resources Assigned:				Reporting Location, Special Equipment and Supplies, Remarks, Notes, Information
Resource Identifier	Leader	# of Persons	Contact (e.g., phone, pager, radio frequency, etc.)	
S/T XSD 6441A ✓	Ken Kremensky	218		ICP
S/T XSD 6438C ✓	Jeff Peter	222		ICP
W/T CNF 232 ✓		2		ICP
6. Work Assignments: Mop up 100 ft Tactical patrol around structures Mop up all heat sources around structures and improvements				
7. Special Instructions: SOFR in DIV A is a Branch resource				
8. Communications (radio and/or phone contact numbers needed for this assignment):				
Name	/Function	Primary Contact: indicate cell, pager, or radio (frequency/system/channel)		
CDF CMD 3 Tone 14	/CMD	Rx 151.3400N Tone 103.5 Tx 159.3450N Tone 151.4		
CDF Tac 25	/Tactical	Rx 159.3525N Tone 192.8 Tx 159.3525N Tone 192.8		
CDF Tac 15	/A/G	Rx 159.2700N Tone 192.8 Tx 159.2700N Tone 192.8		
CALCORD	/EMS	Rx 156.0750N Tone 156.7 Tx 156.0750N Tone 156.7		
9. Prepared by: Name: Chris Carrera		Position/Title: RESL		Signature: 
ICS 204	IAP Page	Date/Time: 6/20/2016 8:30 PM		

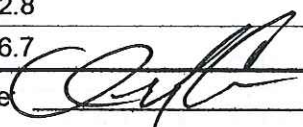
ASSIGNMENT LIST (ICS 204)

1. Incident Name: BORDER 3		2. Operational Period: Date From: 6/21/2016 Date To: 6/22/2016 Time From: 0700 Time To: 0700		3. Branch: I Division: E Group: Staging Area:			
4. Operations Personnel:		<u>Name</u>		<u>Contact Number(s)</u>			
Operations Section Chief:		Felix Berbena		XXX-XXX-XXXX			
Branch Director:		Mike White Casario / Zingheim		XXX-XXX-XXXX			
Division/Group Supervisor:		Brian Gilmore Schmidt / Chung		XXX-XXX-XXXX			
5. Resources Assigned:			# of Persons	Contact (e.g., phone, pager, radio frequency, etc.)		Reporting Location, Special Equipment and Supplies, Remarks, Notes, Information	
Resource Identifier	Leader						
S/T 6644G S/T XSA 4800C							DP-3
S/T XSD 6412C ✓	Jesse Monitjo	22					DP-3
S/T 9377G ✓							DP-3
CRW McCain 4 ✓							DP-3
CRW McCain 5 ✓	Joe Ekblad						DP-3
S/T 9141L ✓	John Terstegge	8					DP-3
DOZ 3345 ✓							DP-3
PVT W/T E-110 ✓	Michael Kirkendall	4					DP-3
PVT W/T E-109 ✓	Michael Kirkendall	4					DP-3
STL							DP-3
6. Work Assignments: Scout line locations Establish control lines Direct line construction where possible W/T E-103 FEMP Massey							
7. Special Instructions: Any dozer line on BLM land needs prior approval from OPS SOFR in DIV A is a Branch resource							
8. Communications (radio and/or phone contact numbers needed for this assignment):							
Name		/Function		Primary Contact: indicate cell, pager, or radio (frequency/system/channel)			
CDF CMD 3 Tone 14		/CMD		Rx 151.3400N Tone 103.5 Tx 159.3450N Tone 151.4			
CDF Tac 26		/Tactical		Rx 159.2925N Tone 192.8 Tx 159.2925N Tone 192.8			
CDF Tac 15		/A/G		Rx 159.2700N Tone 192.8 Tx 159.2700N Tone 192.8			
CALCORD		/EMS		Rx 156.0750N Tone 156.7 Tx 156.0750N Tone 156.7			
9. Prepared by: Name: Chris Carrera		Position/Title: RESL		Signature: 			
ICS 204		IAP Page		Date/Time: 6/20/2016 8:30 PM			

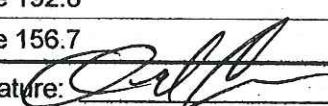
ASSIGNMENT LIST (ICS 204)

1. Incident Name: BORDER 3		2. Operational Period: Date From: 6/21/2016 Date To: 6/22/2016 Time From: 0700 Time To: 0700		3. Branch: I Division: H Page 1of2 Group: Staging Area:	
4. Operations Personnel:		<u>Name</u>		<u>Contact Number(s)</u>	
Operations Section Chief:		Felix Berbena		XXX-XXX-XXXX	
Branch Director:		Mike White Casarío/Zinghtin		XXX-XXX-XXXX	
Division/Group Supervisor:		Craig Waag ✓		XXX-XXX-XXXX	
5. Resources Assigned:					
<u>Resource Identifier</u>	<u>Leader</u>	<u># of Persons</u>	<u>Contact (e.g., phone, pager, radio frequency, etc.)</u>	<u>Reporting Location, Special Equipment and Supplies, Remarks, Notes, Information</u>	
S/T XSD 6437A ✓	Dennis Clay			DP-4	
S/T BDU 9351C ✓				DP-4	
T/F XSD 6414C ✓	Ordille/Deavila (T)			DP-4	
ENG MVU 3382 ✓	Brett Bruno			DP-4	
ENG MVU 3385 ✓	Diana Horenburg	3			
ENG MVU 3353					
ENG MVU 3364					
S/T MVU 9378G ✓	Robbins				
CRW STG Santiago ✓		21			
S/T RRU 9318L ✓	John White	6			
6. Work Assignments: Scout line locations Establish control lines Direct line construction where possible					
7. Special Instructions: Any dozer line on BLM land needs prior approval from OPS					
8. Communications (radio and/or phone contact numbers needed for this assignment):					
<u>Name</u>	<u>/Function</u>	<u>Primary Contact: indicate cell, pager, or radio (frequency/system/channel)</u>			
CDF CMD 3 Tone 14	/CMD	Rx 151.3400N Tone 103.5 Tx 159.3450N Tone 151.4			
CDF Tac 27	/Tactical	Rx 159.3075N Tone 192.8 Tx 159.3075N Tone 192.8			
CDF Tac 15	/A/G	Rx 159.2700N Tone 192.8 Tx 159.2700N Tone 192.8			
CALCORD	/EMS	Rx 156.0750N Tone 156.7 Tx 156.0750N Tone 156.7			
9. Prepared by: Name: Chris Carrera		Position/Title: RESL		Signature:	
ICS 204	IAP Page	Date/Time: 6/20/2016 8:30 PM			


ASSIGNMENT LIST (ICS 204)

1. Incident Name: BORDER 3		2. Operational Period: Date From: 6/21/2016 Date To: 6/22/2016 Time From: 0700 Time To: 0700		3. Branch: I Division: H Page 2of2 Group: Staging Area:	
4. Operations Personnel:		Name		Contact Number(s)	
Operations Section Chief:		Felix Berbena		XXX-XXX-XXXX	
Branch Director:		Mike White <i>Casario/Zingales</i>		XXX-XXX-XXXX	
Division/Group Supervisor:		Craig Waag		XXX-XXX-XXXX	
5. Resources Assigned:			# of Persons	Contact (e.g., phone, pager, radio frequency, etc.)	Reporting Location, Special Equipment and Supplies, Remarks, Notes, Information
Resource Identifier	Leader				
DOZ MVU 3344 ✓					DP-4
PVT W/T E-111	Stoney Pacilich				DP-4
W/T SDF 7557 ✓	Michelle Edmunds		2		DP-4
SOFR	Jason Floyd				DP-4
<i>PVT W/T E-88</i>					
<i>CRW PLC1</i>					
<i>FEMT</i>	<i>Robert</i>				
<i>FEMP</i>	<i>Gorman</i>				
6. Work Assignments: Scout line locations Establish control lines Direct line construction where possible					
7. Special Instructions: Any dozer line on BLM land needs prior approval from OPS					
8. Communications (radio and/or phone contact numbers needed for this assignment):					
Name	/Function	Primary Contact: indicate cell, pager, or radio (frequency/system/channel)			
CDF CMD 3 Tone 14	/CMD	Rx 151.3400N Tone 103.5 Tx 159.3450N Tone 151.4			
CDF Tac 27	/Tactical	Rx 159.3075N Tone 192.8 Tx 159.3075N Tone 192.8			
CDF Tac 15	/A/G	Rx 159.2700N Tone 192.8 Tx 159.2700N Tone 192.8			
CALCORD	/EMS	Rx 156.0750N Tone 156.7 Tx 156.0750N Tone 156.7			
9. Prepared by: Name: Chris Carrera		Position/Title: RESL		Signature: 	
ICS 204	IAP Page	Date/Time: 6/20/2016 8:30 PM			


ASSIGNMENT LIST (ICS 204)

1. Incident Name: BORDER 3		2. Operational Period: Date From: 6/21/2016 Date To: 6/22/2016 Time From: 0700 Time To: 0700		3. Branch: II Division: J Page 1 of 2 Group: Staging Area:	
4. Operations Personnel:		<u>Name</u>	<u>Contact Number(s)</u>		
Operations Section Chief:		Felix Berbena	XXX-XXX-XXXX		
Branch Director:		Ron Roberts ✓	John Kremensky (T) ✓		
Division/Group Supervisor:		Brice Muenzer ✓	Ken Harrison (T) ✓		
5. Resources Assigned:			# of Persons	Contact (e.g., phone, pager, radio frequency, etc.)	Reporting Location, Special Equipment and Supplies, Remarks, Notes, Information
Resource Identifier	Leader				
S/T 6848C ✓					DP 4
ENG 3374 ✓	Mark Bales	4			DP 4
ENG 3384 ✓	Sean Hunter	3			DP 4
ENG BR7262 ✓	Kris Harlow	3			DP 4
ENG 7365 ✓	Ed Ortiz	3			DP 4
CRW McCain 2 ✓	Alex Elward				DP 4
CRW LaCima 2 ✓					DP 4
CRW LaCima 4 ✓	Scott Lester				DP 4
CRW Descanso 5 ✓	Greg Pelsna				DP 4
DZR 3342 ✓					DP 4
6. Work Assignments: Scout line locations Establish control lines Direct line construction where possible					
7. Special Instructions: Any dozer line on BLM land needs prior approval from OPS					
8. Communications (radio and/or phone contact numbers needed for this assignment):					
Name	/Function	Primary Contact: indicate cell, pager, or radio (frequency/system/channel)			
CDF CMD 3 Tone 14	/CMD	Rx 151.3400N Tone 103.5 Tx 159.3450N Tone 151.4			
VFIRE 24	/Tactical	Rx 154.2725N Tone 192.8 Tx 154.2725N Tone 192.8			
CDF Tac 15	/A/G	Rx 159.2700N Tone 192.8 Tx 159.2700N Tone 192.8			
CALCORD	/EMS	Rx 156.0750N Tone 156.7 Tx 156.0750N Tone 156.7			
9. Prepared by: Name: Chris Carrera		Position/Title: RESL		Signature: 	
ICS 204	IAP Page	Date/Time: 6/20/2016 8:30 PM			

ASSIGNMENT LIST (ICS 204)

1. Incident Name: BORDER 3		2. Operational Period: Date From: 6/21/2016 Date To: 6/22/2016 Time From: 0700 Time To: 0700		3. Branch: II Division: J Page 2 of 2 Group: Staging Area:	
4. Operations Personnel:		<u>Name</u>		<u>Contact Number(s)</u>	
Operations Section Chief:		Felix Berbena		XXX-XXX-XXXX	
Branch Director:		Ron Roberts		John Kremensky (T)	
Division/Group Supervisor:		Brice Muenzer		Ken Harrison (T)	
5. Resources Assigned:			# of Persons	Contact (e.g., phone, pager, radio frequency, etc.)	Reporting Location, Special Equipment and Supplies, Remarks, Notes, Information
Resource Identifier	Leader				
W/T Viejas 7255 ✓	Ryan Ferguson	2		DP 4	
PVT W/T E-105	Charlie Smith	2		DP 4	
PVT W/T E-107 ✓	Jesse Wyatt	2		DP 4	
STG 93725	Richmond			DP 4	
SOFR	James Marugg	1		DP 4	
FEMP	Zbinden	1		DP 4	
SLT 9420c	Allman				
6. Work Assignments: Scout line locations Establish control lines Direct line construction where possible					
7. Special Instructions: Any dozer line on BLM land needs prior approval from OPS					
8. Communications (radio and/or phone contact numbers needed for this assignment):					
Name	/Function	Primary Contact: indicate cell, pager, or radio (frequency/system/channel)			
CDF CMD 3 Tone 14	/CMD	Rx 151.3400N Tone 103.5 Tx 159.3450N Tone 151.4			
VFIRE 24	/Tactical	Rx 154.2725N Tone 192.8 Tx 154.2725N Tone 192.8			
CDF Tac 15	/A/G	Rx 159.2700N Tone 192.8 Tx 159.2700N Tone 192.8			
CALCORD	/EMS	Rx 156.0750N Tone 156.7 Tx 156.0750N Tone 156.7			
9. Prepared by: Name: Chris Carrera		Position/Title: RESL		Signature: 	
ICS 204	IAP Page	Date/Time: 6/20/2016 8:30 PM			

ASSIGNMENT LIST (ICS 204)

1. Incident Name: BORDER 3		2. Operational Period: Date From: 6/21/2016 Date To: 6/22/2016 Time From: 0700 Time To: 0700		3. Branch: II Division: W Page 1 of 2 Group: Staging Area:	
4. Operations Personnel:		<u>Name</u>		<u>Contact Number(s)</u>	
Operations Section Chief:		Felix Berbena		XXX-XXX-XXXX	
Branch Director:		Ron Roberts ✓		John Kremensky (T) ✓	
Division/Group Supervisor:		Steve Swaney O'Connor ✓		XXX-XXX-XXXX	
5. Resources Assigned:					
Resource Identifier	Leader	# of Persons	Contact (e.g., phone, pager, radio frequency, etc.)	Reporting Location, Special Equipment and Supplies, Remarks, Notes, Information	
S/T 9260C ✓	Tim Devos	19		DP 22	
ENG 3363 ✓				DP 22	
ENG 3373	Weldon Baker	3		DP 22	
ENG OES 307	Fransisco Soto	4		DP 22	
ST 9473G ✓	Don Abbott	33		DP 22	
CRW Palomar HS ✓	Stan Hill			DP 22	
STG				DP 22	
STL				DP 22	
W/T SDF 7158 ✓				DP 22	
W/T SDF 7855 ✓				DP 22	
6. Work Assignments: Complete firing operations Improve and hold line Begin mop up					
7. Special Instructions:					
8. Communications (radio and/or phone contact numbers needed for this assignment):					
Name	/Function	Primary Contact: indicate cell, pager, or radio (frequency/system/channel)			
CDF CMD 3 Tone 14	/CMD	Rx 151.3400N Tone 103.5 Tx 159.3450N Tone 151.4			
VFIRE 25	/Tactical	Rx 154.2875N Tone 192.8 Tx 154.2875N Tone 192.8			
CDF Tac 15	/A/G	Rx 159.2700N Tone 192.8 Tx 159.2700N Tone 192.8			
CALCORD	/EMS	Rx 156.0750N Tone 156.7 Tx 156.0750N Tone 156.7			
9. Prepared by: Name: Chris Carrera		Position/Title: RESL		Signature: 	
ICS 204	IAP Page	Date/Time: 6/20/2016 8:30 PM			

ASSIGNMENT LIST (ICS 204)

1. Incident Name: BORDER 3	2. Operational Period: Date From: 6/21/2016 Date To: 6/22/2016 Time From: 0700 Time To: 0700	3. Branch: II Division: W Page 2 of 2 Group: Staging Area:
--------------------------------------	---	---

4. Operations Personnel:	<u>Name</u>	<u>Contact Number(s)</u>
Operations Section Chief:	Felix Berbena	XXX-XXX-XXXX
Branch Director:	Ron Roberts	John Kremensky (T)
Division/Group Supervisor:	Steve Swaney	XXX-XXX-XXXX


5. Resources Assigned:			# of Persons	Contact (e.g., phone, pager, radio frequency, etc.)	Reporting Location, Special Equipment and Supplies, Remarks, Notes, Information
Resource Identifier	Leader				
SOFR	De La Rosa ✓	1		DP 22	

6. Work Assignments:
 Complete firing operations
 Improve and hold line
 Begin mop up

7. Special Instructions:

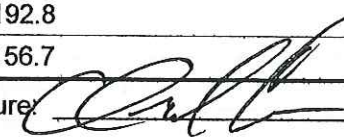
8. Communications (radio and/or phone contact numbers needed for this assignment):

Name	/Function	Primary Contact: indicate cell, pager, or radio (frequency/system/channel)
CDF CMD 3 Tone 14	/CMD	Rx 151.3400N Tone 103.5 Tx 159.3450N Tone 151.4
VFIRE 25	/Tactical	Rx 154.2875N Tone 192.8 Tx 154.2875N Tone 192.8
CDF Tac 15	/A/G	Rx 159.2700N Tone 192.8 Tx 159.2700N Tone 192.8
CALCORD	/EMS	Rx 156.0750N Tone 156.7 Tx 156.0750N Tone 156.7

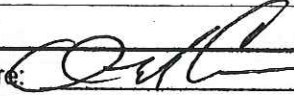
9. Prepared by: Name: Chris Carrera Position/Title: RESL Signature: 

ICS 204 IAP Page Date/Time: 6/20/2016 8:30 PM


ASSIGNMENT LIST (ICS 204)

1. Incident Name: BORDER 3		2. Operational Period: Date From: 6/21/2016 Date To: 6/22/2016 Time From: 0700 Time To: 0700		3. Branch: II Division: Y/Z Group: Staging Area:	
4. Operations Personnel:		<u>Name</u>		<u>Contact Number(s)</u>	
Operations Section Chief:		Felix Berbena			
Branch Director:		Ron Roberts		John Kremensky (T)	
Division/Group Supervisor:		Matthew Colvin ✓		XXX-XXX-XXXX	
5. Resources Assigned:					
<u>Resource Identifier</u>	<u>Leader</u>	<u># of Persons</u>	<u>Contact (e.g., phone, pager, radio frequency, etc.)</u>	<u>Reporting Location, Special Equipment and Supplies, Remarks, Notes, Information</u>	
S/T XKE 5800C ✓	Rameriz/Crown(T)			DP 1	
S/T CNF 6634C ✓	Green/Yanez (T)	27		DP 1	
STG				DP 1	
STG				DP 1	
STG				DP 1	
W/T CNF 4 ✓				DP 1	
W/T RSF 2655 ✓				DP 1	
W/T BGO 7951 ✓				DP 1	
6. Work Assignments: Mop up and patrol					
7. Special Instructions:					
8. Communications (radio and/or phone contact numbers needed for this assignment):					
<u>Name</u>		<u>/Function</u>	<u>Primary Contact: indicate cell, pager, or radio (frequency/system/channel)</u>		
CDF CMD 3 Tone 14		/CMD	Rx 151.3400N Tone 103.5 Tx 159.3450N Tone 151.4		
CDF T28		/Tactical	Rx 151.1825N Tone 192.8 Tx 151.1825N Tone 192.8		
CDF Tac 15		/AG	Rx 159.2700N Tone 192.8 Tx 159.2700N Tone 192.8		
CALCORD		/EMS	Rx 156.0750N Tone 156.7 Tx 156.0750N Tone 156.7		
9. Prepared by: Name: Chris Carrera		Position/Title: RESL		Signature: 	
ICS 204	IAP Page	Date/Time: 6/20/2016 8:30 PM			

ASSIGNMENT LIST (ICS 204)

1. Incident Name: BORDER 3		2. Operational Period: Date From: 6/21/2016 Date To: 6/22/2016 Time From: 0700 Time To: 0700		3.
4. Operations Personnel:		Name		Branch:
Operations Section Chief: Felix Berbena				Division: Staging
Branch Director: _____		XXX-XXX-XXXX		Group:
Division/Group Supervisor: Travis Craig ✓		XXX-XXX-XXXX		Staging Area: ICP
5. Resources Assigned:				
Resource Identifier	Leader	# of Persons	Contact (e.g., phone, pager, radio frequency, etc.)	Reporting Location, Special Equipment and Supplies, Remarks, Notes, Information
S/T OES 6840A	Kelly Sisson			ICP Staging
STG				ICP Staging
W/T SDCFA 7552	Joshua Klein			ICP Staging
PVT W/T E-88	Rick Favale			ICP Staging
PVT W/T E-104	Eric Puduah			ICP Staging
PVT W/T E-106	Matt Deskovick			ICP Staging
PVT W/T E-108	Frank Martinez			ICP Staging
STC 4050C				
STC 4200C				
W/T E-102				
6. Work Assignments: Maintain 3 minute response times W/T E-101 PVT D02 E-165				
7. Special Instructions:				
8. Communications (radio and/or phone contact numbers needed for this assignment):				
Name	/Function	Primary Contact: indicate cell, pager, or radio (frequency/system/channel)		
CDF CMD 3 Tone 14	/CMD	Rx 151.3400N Tone 103.5 Tx 159.3450N Tone 151.4		
	/			
	/			
	/			
9. Prepared by: Name: Chris Carrera		Position/Title: RESL		Signature: 
ICS 204	IAP Page	Date/Time: 6/20/2016 8:30 PM		

ASSIGNMENT LIST (ICS 204)

1. Incident Name: BORDER 3		2. Operational Period: Date From: 6/21/2016 Date To: 6/22/2016 Time From: 0700 Time To: 0700		3. Branch: Law Division: Group: Staging Area: 24883 Potrero Valley Rd	
4. Operations Personnel:		<u>Name</u>	<u>Contact Number(s)</u>		
Operations Section Chief:		Felix Berbena	XXX-XXX-XXXX		
Branch Director:		Justin White	XXX-XXX-XXXX		
Division/Group Supervisor:			XXX-XXX-XXXX		
5. Resources Assigned:			# of Persons	Contact (e.g., phone, pager, radio frequency, etc.)	Reporting Location, Special Equipment and Supplies, Remarks, Notes, Information
Resource Identifier	Leader				
Squad 1	TBD	12			24883 Potrero Valley Rd
Squad 2	TBD	12			24883 Potrero Valley Rd
Squad 3	TBD	12			24883 Potrero Valley Rd
Squad 4	TBD	12			24883 Potrero Valley Rd
6. Work Assignments: Provide security of evacuated areas Conduct evacuations as ordered by Ops Crime Suppression Transport evacuated persons to evacuation site as needed					
7. Special Instructions: Hydrate					
8. Communications (radio and/or phone contact numbers needed for this assignment):					
Name	/Function	Primary Contact: indicate cell, pager, or radio (frequency/system/channel)			
CDF CMD 3 Tone 14	/CMD	Rx 151.3400N Tone 103.5 Tx 159.3450N Tone 151.4			
	/Tactical	Rx Tx			
CDF Tac 15	/A/G	Rx 159.2700N Tone 192.8 Tx 159.2700N Tone 192.8			
CALCORD	/EMS	Rx 156.0750N Tone 156.7 Tx 156.0750N Tone 156.7			
9. Prepared by: Name: Chris Carrera		Position/Title: RESL		Signature: 	
ICS 204	IAP Page	Date/Time: 6/20/2016 8:30 PM			

AIR OPERATIONS SUMMARY

OPERATIONAL PERIOD DATE: 06/21/16

START: 0800 END: 1930

SUNRISE: 0541 SUNSET: 2000.

1. INCIDENT NAME: BORDER

2. PREPARED BY: Bob Farias

PREPARED DATE/TIME: 06/20/16 2000

3. # OF COPIES NEEDED:

4. REMARKS (Safety Notes, Hazards, Air Operations Special Equipment, etc.): 24 hour ALS Hoist A/C: San Diego Copter 2

5. TFR: Border 6,000 MSL
7 mile CP 32 32.10 / 116 36.27
TFR Contact 120.2250

Ensure your load calcs reflect the increased temperatures.
WGS 84 selected as the map datum.

6. PERSONNEL

		7. FREQUENCIES			8. FIXED WING	
	Phone	AM	FM	# Avail / Type/ Make-Model / FAA N# / Base(s)		
AOBD: Bob Farias	707-391-6704		170.0000	AIRTANKERS	TBD	
ASGS: Jon Chin	760-250-6230	120.2250		LEADPLANES	B7	
				AIR	AA 330	
ATGS: Burke Kremensky	760-789-1370		159.2700	TACTICAL	C1	
ATGS: TBD				PLATFORMS	AA310	
HEBM: Dave Ito	530-391-6583			PILOT MAP:		
HLCO (T) : Adam Lambert	760-525-5957					
HLCO: Tim Steponovich	323-819-5369					
HEBM Kitchen Creek:	619-473-0276					
Dispatch Aircraft Desk	619-593-2283					

9. HELICOPTERS (Use Additional Sheets as Necessary)

FAA N#	TY	MAKE/MODEL	BASE	AVAIL	START	REMARKS	FAA N#	TY	MAKE/MODEL	BASE	AVAIL	START	REMARKS
HT-716	I	S-64 Skycrane	Kitchen	0700	0730	A-17	Copter 10	II	205++	Border	0700	0730	A-25
37S	I	S-64 skycrane	Kitchen	0700	0730	A-9	6GH	II	205	Border	0700	0730	A-53
202WM	I			0700	0730	A-66	4KK	II	205	Border	0700	0730	A-62
802PJ	I	UH60	Border	0700	0730	A-67	6AU	II	SS8T	Border	0700	0730	A-63
45917	I	S-61	Border	0700	0730	A-72	205GH	II	UHHH	Border	0700	0730	A-64
							1SG	III	Jet Ranger	Border	0700	0730	A-34
7BZ	II	205++	Border	0700	0730	A-12	3SH	III	Jet Ranger	Border	0700	0730	A-35
Copter 538	II	205++	Border	0700	0730	A-18	3PD	III	A Star	Border	0700	0730	A-41

10. TASK/MISSION/ASSIGNMENT (Use ICS-220a if additional space needed; Type/Function includes: Air Tactical, Retardant, Recon, Personnel Transport, Water Dropping, etc.)

TYPE/FUNCTION	NAME OF PERSONNEL OR CARGO (if applicable) OR INSTRUCTIONS FOR TACTICAL AIRCRAFT	MISSION START	FLY FROM	FLY TO
Recon				
Water Drops/Retard.	Aerial supervision over the complex.			
Personnel Transport	As requested.			
Logistics				
Priorities				

INCIDENT RADIO COMMUNICATIONS PLAN		Incident Name			Date/Time Prepared			Operational Period Date/Time	
		BORDER			06/20/2016 2000 HOURS			06/21/16 0700 - 06/22/16 0700	
Ch #	Function	Channel Name/Trunked Radio System Talkgroup	Assignment	RX Freq N or W	RX Tone/NAC	TX Freq N or W	TX Tone/NAC	Mode A, D or M	Remarks
1	Command	CDF C3 T14	All Divisions	151.3400N	103.5	159.3450N	151.4	A	TONE 14 LYONS PEAK
2	Command	CDF C3 T15	Unassigned	151.3400N	103.5	159.3450N	162.2	A	TONE 15-FUTURE
3	Command	NIFC C5	Unassigned	167.1000N		169.7500N	146.2	A	TONE 5-FUTURE
4	Command	NIFC C12	Unassigned	173.0375N		167.3250N	146.2	A	TONE 5-FUTURE
5									
6	Tactical	CDF T24	DIVS A/B	151.3175N	192.8	151.3175N	192.8	A	BRANCH I
7	Tactical	CDF T25	DIV C	159.3525N	192.8	159.3525N	192.8	A	BRANCH I
8	Tactical	CDF T26	DIV E	159.2925N	192.8	159.2925N	192.8	A	BRANCH I
9	Tactical	CDF T27	DIV H	159.3075N	192.8	159.3075N	192.8	A	BRANCH I
10	Tactical	CDF T28	DIVS Y/Z	151.1825N	192.8	151.1825N	192.8	A	BRANCH II
11	Tactical	VFIRE 24	DIV J	154.2725N	156.7	154.2725N	156.7	A	BRANCH II
12	Tactical	VFIRE 25	DIV W	154.2875N	156.7	154.2875N	156.7	A	BRANCH II
13									
14	Air To Ground	CDF T15	All Divisions	159.2700N	192.8	159.2700N	192.8	A	TONE 16-AIR/GROUND
15	Coordination	CALCORD	All Divisions	156.0750N	156.7	156.0750N	156.7	A	MEDICAL COORDINATION
16	Emergency	GUARD	All Divisions	168.6250N		168.6250N	110.9	A	AIR GUARD
17									
18									
19									
20	Emergency	GUARD	All Divisions	168.6250N		168.6250N	110.9	A	AIR GUARD

Prepared By (Communications Unit)

John Brooks, COMML, Ken Parker, COMML Team 5



Incident Location

General Location of 25130 Highway 94, Potrero, San Diego County CA

The convention calls for frequency lists to show four digits after the decimal place, followed by either an "N" or a "W", depending on whether the frequency is narrow or wide band. Mode refers to either "A" or "D" indicating analog or digital (e.g. Project 25) or "M" indicating mixed mode. All channels are shown as if programmed in a control station, mobile or portable radio. Repeater and base stations must be programmed with the RX and TX reversed.

Air Guard must be in the last channel of every plan (168.6250, PL 110.9 on TX only) Once 205 is complete, email it to com.205@fire.ca.gov or fax to the local ECC and ask them to email it for you.

MEDICAL PLAN ICS 206 "IMT 5"	1. INCIDENT NAME Border 3 Fire	2. DATE PREPARED 06/20/2016	3. TIME PREPARED 1600	4. OPERATIONAL PERIOD 06/21/2016 0700 - 0700
---	--	--------------------------------	--------------------------	--

5. INCIDENT MEDICAL AID STATIONS			
MEDICAL AID STATIONS	LOCATION		PARAMEDICS
I.C.P. Medical Unit	24800 Potrero Park Drive, Potrero, CA 91963		YES NO X

6. TRANSPORTATION			
A. AMBULANCE SERVICES			
NAME	LOCATION	PHONE	PARAMEDICS
Mercy Ambulance (7396)	14024 Peaceful Valley Ranch Road, Jamul	(760) 822-4476	YES NO X
Reach Air Ambulance	Viejas Casino, Alpine	(619) 401-7787	X
Mercy Air Ambulance	Gillespie Field, El Cajon	(619) 401-7787	X
S.D.F.D. Copter (24hr Hoist)	Montgomery Field, San Diego	(619) 401-7787	X

B. INCIDENT AMBULANCES			
NAME	LOCATION	PARAMEDICS	
Mercy Ambulance (Mercy1)	I.C.P. 24800 Potrero Park Drive, Potrero, CA 91963	YES	NO
		X	

7. HOSPITALS								
NAME Med Net Channel	ADDRESS	TRAVEL TIME		PHONE	HELIPAD		BURN CENTER	
		AIR	GRND		YES	NO	YES	NO
Sharp Grossmont	5400 Grossmont Drive, La Mesa	25min	45min	(619) 740-3400	X			X
Sharp Memorial	7901 Frost Street, San Diego	25min	45min	(858) 939-3400	X			X
U.C.S.D. Burn Center	200 West Arbor Drive, San Diego	30min	65min	(619) 543-6222	X		X	

8. MEDICAL EMERGENCY PROCEDURES

EMERGENCY FREQUENCY:

LINE EMERGENCY:
Crew Supervisor will contact Division Supervisor with patient complaint/condition and location.

- Division/Group Supervisor contacts:
 - Closest EMS resource
 - Communications Unit
- Communications Unit contacts:
 - Ground or Air ambulance as requested
 - Operations
 - Safety
 - Medical Unit
- Division Supervisor or designee will serve as point of contact and run medical emergency on assigned channel.
 - A pre-assigned tactical frequency (i.e. CALCORD) should be used for IW1 and only for duration of need.
- Communications Unit will clear command channel for emergency traffic as needed and only for duration of need.



CAMP EMERGENCY:
Contact Medical Unit with patient complaint/condition and location. Medical Staff will respond to stabilize incident:

- Medical Unit contacts:
 - Communications
 - Safety
 - Logistics
 - Operations
 - Crew Supervisor
 - Comps/Claims

INJURY REPORTING PROCEDURES

NATURE OF INJURY _____
 LOCATION OF PATIENT _____
 POINT OF CONTACT _____
 TRANSPORTATION REQUESTED BY: AIR ___ GROUND ___
 POINT OF PICKUP _____
 LAT _____ LONG _____
 PATIENT UNIT ID _____
 IS AN EMT WITH PATIENT: YES ___ NO ___
 AGE _____
 SEX: MALE ___ FEMALE ___

**ALL EMERGENCIES---Secure the area
and identify witnesses for later
investigation. Keep an accurate log of
events.**

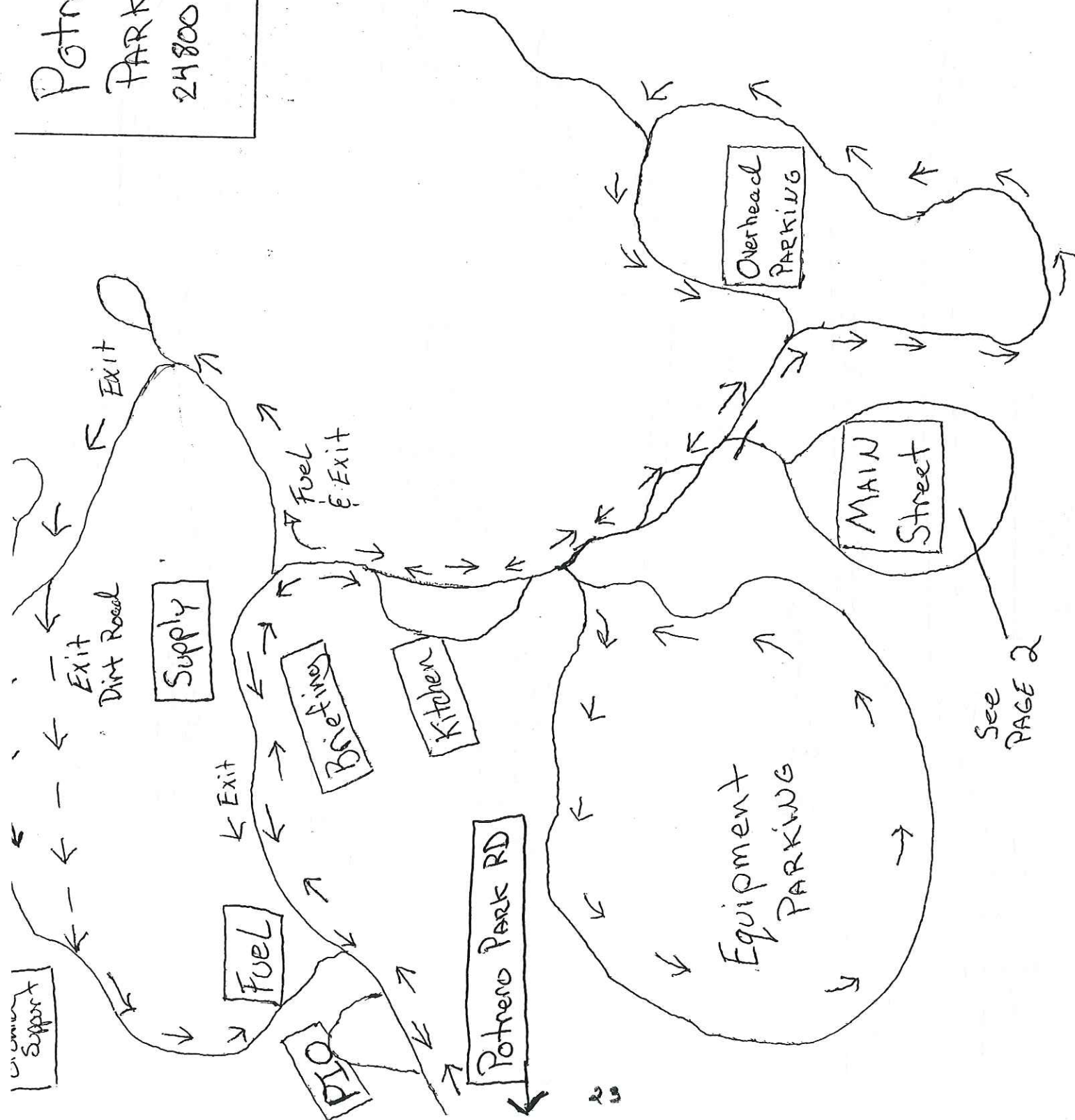
ICS 206 (Rev 03/12) FR	9. PREPARED BY: (Medical Unit Leader) 	10. REVIEWED BY: (Safety Officer) 
----------------------------------	--	--

Potrero County

PARK

24800 Potrero Park Rd.

91963



Border 3


6-19-16

PAGE 2

↓

↓

EXIT
↓



COMMUNICATIONS

Locked GATE

CHECK IN

G.I.S.

PLANS

SAFETY / MEDICAL

Log's / FACILITIES

SHERIFFS

FINANCE

Time

LIASON

O.E.S.

Border 3
6-20-16



CAL FIRE INCIDENT MANAGEMENT TEAM WATER USAGE PLAN

California Drought Emergency

The following shall be considered and implemented by all fire resources as a means to provide maximum efficiencies when utilizing water resources, while minimizing the impacts to private and public water supplies. Accountability shall be maintained for all water supplies that are utilized and care should be applied to ensure proper replacement and/or reimbursement to the supplier/owner.

Fireline personnel- (During mop up operations)

- Use Pencil Hose and Garden Nozzles with Shut-Offs.
- Use Back pumps.
- Use Dry Mop-up and consolidation of heavy fuels to areas where they can burn out safely.
- Locate/Relocate Firelines to lighter fuels or natural barriers when safe.
- Set up and use portable tanks in anticipation of longer transport times for Water Tenders.
- Use of foams, gels and other water enhancers.
- Evaluate need to mop up in excess of 200 feet from fireline.

Road Maintenance and Repair-

- Monitor and water roads only when and where needed.
- Water when most effective (evening and nights).
- Use chemical treatments when available (Magchloride, Omni bind etc.).
- Consider use of tertiary or treated water.

Aviation Operations-

- Consider use of Gels, Foams and Retardants. Set up portable plants.
- Consider using Blivits and Pencil Hose for interior mop up operations as opposed to numerous bucket drops.
- Establish and use pre-use agreements for existing and known water sources.
- Use large watershed dip sites when able. Minimize use of small, static ponds and lakes.
- Maintain accountability of water used and locations of dip sites.
- Evaluate need for interior bucket drops.

Private Water Supplies-

- Notify property owner as early as possible.
- Minimize usage and develop alternative water supplies when and where appropriate.
- Track usage (meter, ICS-214, IMT5 Water Usage Reports) and develop a plan to replace water.
- Make arrangements for reimbursement and damage claims if needed.

Public/Municipal Water Supplies-

- Notify Agency as soon as possible and request a representative to the incident.
- Identify fill areas and request metering devices. Note locations on incident map.
- Use alternative or reclaimed water sources when available. Note locations on incident map.
- Make arrangements for reimbursement and damage claims if needed.

Management and Supervision-

- Consider complexity of water use on incidents. Consider establishing a Water Supply Group Supervisor to coordinate additional resources to support the incident needs when necessary.
- Complete the Water Usage Report daily and turn in to Finance.
- Review this check list and brief daily.

