


Soda Lake Fire

INCIDENT ACTION PLAN

DAY 7/30/2021

0600-2100



Nevada Team 2

Todd Bates, Incident Commander

Aaron Radford, Incident Commander (t)

Soda Lake Fire
WY-BTF-002116
P4EKW3 (0403)




IAP QR Code



MAPS QR Code



If you have not yet been vaccinated, please wear a mask and maintain social distancing.



Department of Agriculture COVID-19 Policy

The Med Bow-Routt NF Hahns Peak/Bears Ears Ranger District has asked that we adhere to the current CDC guidelines to keep us safe. They have contacted the local public health agency to offer vaccination shots to anyone wanting it. They will also have testing available if needed.


Anyone not feeling well and exhibiting signs and symptoms of COVID-19 needs to self-isolate and contact their supervisor or the Medical Unit for assistance.

Medical Unit: 605.574.1899


INCIDENT OBJECTIVES (ICS 202)

1. Incident Name:		2. Operational Period: 0600 - 2200	
SODA LAKE		Date/Time From: 07/30/2021 0600 FRI	Date/Time To: 07/30/2021 2200 FRI
3. Objective(s):			
Management Objectives			
<ul style="list-style-type: none"> • Firefighter Safety - Ensure that tactics are commensurate with values, providing for firefighter safety by evaluating risk and mitigating hazards. • Identify areas to engage the fire that have a high probability of success. Work with adjoining resources to control the fire with direct tactics and use of natural fuel breaks. • Identify and prioritize point protection of values at risk. 			
4. Operational Period Command Emphasis:			
Control Objectives			
<ul style="list-style-type: none"> • Keep the fire south of Soda Lake. • Keep the fire west of FS Roads. • Keep fire from impacting values at risk. 			
General Situational Awareness:			
Heavy conifer fuels in critically dry receptive fuel beds may hold heat. Active area for fire history and drought stressed trees.			
In the COVID-19 environment, high density populations or large groups are particularly at risk. To help protect yourself, your family and to ensure all employees return home safely, make sure to practice social distancing.			
Monitor and maintain personnel health. Communicate and ensure resources are receiving adequate rest and dietary needs are being met.			
5. Site Safety Plan Required? Yes <input type="checkbox"/> No <input checked="" type="checkbox"/>			
Approved Site Safety Plan(s) Located ICP			
6. Incident Action Plan (the items checked below are included in this incident Action Plan):			
<input checked="" type="checkbox"/> ICS 202 <input checked="" type="checkbox"/> ICS 203 <input checked="" type="checkbox"/> ICS 204 <input checked="" type="checkbox"/> ICS 205 <input type="checkbox"/> ICS 205A <input checked="" type="checkbox"/> ICS 206	<input type="checkbox"/> ICS 207 <input type="checkbox"/> ICS 208 <input checked="" type="checkbox"/> ICS 220 <input checked="" type="checkbox"/> Map/Chart <input checked="" type="checkbox"/> Weather Forecast/Tides/Currents	Other Attachments: <input checked="" type="checkbox"/> FINANCE MESSAGE <input type="checkbox"/> _____ <input type="checkbox"/> _____ <input type="checkbox"/> _____	
7. Prepared by: JEANNIE Y. DUNCAN		Position/Title: PLANS SECTION CHIEF3	
8. Approved by Incident Commander:		Name: TODD BATES	
ICS 202		IAP Page	
		Date/Time: 07/29/2021 1800	


ORGANIZATION ASSIGNMENT LIST (ICS 203)

1. Incident Name:		2. Operational Period: 0600 - 2200	
SODA LAKE		Date/Time From: 07/30/2021 0600 FRI	Date/Time To: 07/30/2021 2200 FRI
3. Incident Commander(s) and Command Staff:			
IC/UC	BATES, TODD C AARON RADFORD (T)	DIVISION/GROUP	ALPHA D.BARTON J.GERBER (T)
DEPUTY		DIVISION/GROUP	ZULU M.ROYBAL
SAFETY OFFICER		DIVISION/GROUP	
INFORMATION OFFICER	CLAYTON HANSON JULIE CLARK (VIRTUAL)	7b. Air Operations Branch:	
LIAISON OFFICER		AIR OPS BRANCH DIRECTOR	
4. Agency/Organization Representative(s):		AIR ATTACK SUPERVISOR	
Agency/Organization	Name	AIR SUPPORT SUPERVISOR	
US FOREST SERVICE	ROB HOELSCHER	HELICOPTER COORDINATOR	JUSTIN STRAMER-SMITH
US FOREST SERVICE - READ	KELLY OWENS	AIR TANKER COORDINATOR	
5. Planning Section:		8. Finance/Administration Section:	
CHIEF	JEANNIE DUNCAN	CHIEF	JANICE MINARIK
DEPUTY		DEPUTY	
RESOURCES UNIT		TIME UNIT	KIM JAMES (T)
SITUATION UNIT		COMPENSATION UNIT	
DOCUMENTATION UNIT		COST UNIT	JANICE MINARIK
DEMOBILIZATION UNIT			
FIRE BEHAVIOR ANALYST			
HUMAN RESOURCE SPECIALIST			
GIS SPECIALIST	HADDON, JESSICA		
GIS SPECIALIST	HARTSBURG, SARAH SHEDD, JUSTIN MCEACHERN		
TECHNOLOGY SUPPORT SPECIALIST	JOBINA ZAPATA (T)		
INCIDENT METEOROLOGIST			
6. Logistics Section:			
CHIEF	SHANNON SANDERS MATT SELLECK		
DEPUTY			
SUPPLY UNIT			
FACILITIES UNIT			
GROUND SUPPORT UNIT			
COMMUNICATIONS UNIT			
MEDICAL UNIT			
SECURITY UNIT			
FOOD UNIT			
7. Operations Section:			
PLANNING OPS	MOSES NUNEZ (T)		
OPS SECTION CHIEF	JAY BERTEK		
9. Prepared By:	Name: JEANNIE DUNCAN	Position/Title: PSC3	Signature:
ICS 203	IAP Page	Date/Time: 07/29/2021 1900	

Division/Group Assignment List (ICS 204 WF)
Controlled Unclassified Information//Basic

1. Incident Name:		3.				
SODA LAKE		Branch:		Division/Group		
2. Operational Period: 0600 - 2200				A -ALPHA		
Date/Time From: 07/30/2021 0600 FRI	Date/Time To: 07/30/2021 2200 FRI					
4. Operations Personnel						
OPERATIONS CHIEF JAY BERTEK		BRANCH DIRECTOR		PLANNING OPS - M.NUNEZ (T)		
DIVISION/GROUP SUPERVISOR D.BARTON J.GERBER (T)		AIR ATTACK SUPERVISOR				
5. Resources Assigned this Period						
Strike Team / Task Force / Resource Designator	LWD	Leader	Number Persons	Drop Off PT./Time	Pick Up PT./Time	
C-3 NORTHERN UTAH REGULARS T2IA	08/02	DAVIS OATWAY	21	BASE CAMP/0600	BASE CAMP/2200	
E-3 BLM TFD 2413 T4	08/02		4	BASE CAMP/0600	BASE CAMP/2200	
E-4 BLM TFD 2415 T4	07/02		4	BASE CAMP/0600	BASE CAMP/2200	
HELITACK CREW		GUNNER CAHALL, RYAN ORR(T)	13	BASE CAMP/0600	BASE CAMP/2200	
E-7 SUBLETT COUNTY ENGINE 132 T3	08/07		3	BASE CAMP/0600	BASE CAMP/2200	
6. Control Operations/Work Assignments: Go Direct/Mop-Up.						
7. Special Instructions: Practice Bear Safety Protocol-Store Food Properly.						
8. Division/Group Communication Summary						
Function	Channel	RX Frequency N/W	RX Tone/NAC	TX Frequency N/W	TX Tone/NAC	Mode
9. Prepared By (Resource Unit Leader) MOSES NUNEZ(T), PLANNING OPS		Approved By (Planning Section Chief) 		Date 7/29/21	Time	

Division/Group Assignment List (ICS 204 WF)
Controlled Unclassified Information//Basic

1. Incident Name:			3.			
SODA LAKE			Branch:		Division/Group	
2. Operational Period: 0600 - 2200					Z - ZULU	
Date/Time From: 07/30/2021 0600 FRI			Date/Time To: 07/30/2021 2200 FRI			
4. Operations Personnel						
OPERATIONS CHIEF		JAY BERTEK		BRANCH DIRECTOR		
DIVISION/GROUP SUPERVISOR		MARVIN ROYBAL		AIR ATTACK SUPERVISOR		
5. Resources Assigned this Period						
Strike Team / Task Force / Resource Designator		LWD	Leader	Number Persons	Drop Off PT./Time	Pick Up PT./Time
C-1 COLOR COUNTY 3 T2IA		08/10	CHRIS SMITH	19	BASE CAMP/0600	BASE CAMP/2200
DROMEDARY PEAK		08/09	TERRY MICHAELIS	19	BASE CAMP/0600	BASE CAMP/2200
ENGINE - T5 - BONDURANT E-354		08/10		4	BASE CAMP/0600	BASE CAMP/2200
ENGINE - T6 - UT-BRP - E-621 (UT-CDC)					BASE CAMP/0600	BASE CAMP/2200
6. Control Operations/Work Assignments:						
Go Direct/Mop-Up.						
7. Special Instructions:						
Practice Bear Safety Protocol-Store Food Properly.						
8. Division/Group Communication Summary						
Function	Channel	RX Frequency N/W	RX Tone/NAC	TX Frequency N/W	TX Tone/NAC	Mode
COMMAND						
TACTICAL						
LOGISTICS						
AIR TO GROUND						
9. Prepared By (Resource Unit Leader)			Approved By (Planning Section Chief)		Date	Time
MOSES NUNEZ, PLANNING OPS 						

AIR OPERATIONS SUMMARY (ICS 220)

1. Incident Name: Soda Lake		2. Operational Period: Date From: 7/30/2021 Time From: 0600		Date To: 7/30/2021 Time To: 2100		3. Sunrise: 0610 Sunset: 2042	
4. Remarks (safety notes, hazards, air operations, special equipment, etc.): Short haul extraction capability available from Jackson, WY. Request through OSC and dispatch. Additional time required to coordinate a spotter, DIVZ(t) is spotter. E-5 committed to helibase E-7 committed to helibase		5. Ready Alert Aircraft: Medivac: 8PJ/35HX New Incident: 6HE					
7. Personnel:		Name:		Phone Number:		8. Frequencies:	
Air Operations Branch Director						AM	FM
Air Support Group Supervisor						124.0	
Air Tactical Group Supervisor						127.450	
Helicopter Coordinator				A/G 10 Primary A/G 12 Buckets			166.9375 167.0750
Helibase Manager	J. Stramer-Smith			Command		Green Knoll	see 205
				Command		CMD 1	see 205
				Deck			163.1000
				Air Guard		FM	Tx Tone 166.6250 110.9
10. Helicopters (use additional sheets as necessary):							
FAA N#	Category/Kind/Type	Make/Model	Base	Available	Start	Remarks	
6MW	T1	KMAX					
69H	Standard/EU/T-2	Bell 205A1++	Shale H.B.	0830		Rappel	
68EC	Standard/EU/T-2	Bell 205A1++	Shale H.B.	0830			
8PJ	Standard/EU/T-3	Bell 407 VIP	Shale H.B.	0830			
6HE	Standard/EU/T-3	Bell 407 HE	Big Piney	0930		Forest IA	
35HX	Standard/EU/T-3	AS350 B3e	Teton Helitack	0930		Short Haul	
11. Prepared by: Name: ICS 220		Position/Title: <u>USAR</u>		Signature: <i>[Signature]</i>		Date/Time: 7/30/2021 1800	

GROUP/ZONE 5 - Bridger-Teton North Fire						
Chnl	Site Name	Channe lLabel	RX Freq	TX Freq	TX CTCSS	
1	BT North Net Direct	BT N DIR	171.3875	171.3875	110.9	
2	BT North Net Repeat	BT N RP	171.3875	164.1375	123.0	
3	BT South Net Direct	BT S DIR	169.9000	169.9000	131.8	
4	BT South Net Repeat	BT S RP	169.9000	165.0125	136.5	
5	Region 4 Tac 1	R4 TAC 1	166.8125	166.8125	146.2	
6	Region 4 Tac 2	R4 TAC 2	166.8875	166.8875	156.7	
7	Region 4 Tac 3	R4 TAC 3	169.1750	169.1750	167.9	
8	Air-to-Ground 10	A/G 10	166.9375	166.9375	103.5	
9	Air-to-Ground 19	A/G 19	168.1250	168.1250	100.0	
10	Air-to-Ground 12	A/G 12	167.0750	167.0750	107.2	
11	Grand Teton NP Repeat	GT NP RP	171.6750	164.9500	123.0	
12	Teton County E-NET Repeater	E-NET	156.0150	154.0850	100.0	
13	VMED 28 Air Medical	VMED 28	155.3400	155.3400	156.7	
14	Jackson Hole Fire Direct	JHF DIR	155.7150	155.7150	107.2	
15	Teton Co Search and Rescue	SAR DIR	151.1975	151.1975	127.3	
16	Air Guard	AIR GUARD	168.6250	168.6250	110.9	

GROUP/ZONE 6 - Bridger-Teton East Fire						
Chnl	Site Name	Channel Label	RX Freq	TX Freq	TX CTCSS	
1	BT South Net Direct	BT S DIR	169.9000	169.9000	131.8	
2	Ramshorn Repeater	RAMSHORN	169.9000	165.0125	110.9	
3	Pinyon Repeater	PINYON	169.9000	165.0125	123.0	
4	Elkhart Repeater	ELKHART	169.9000	165.0125	131.8	
5	Muddy Ridge Repeater	MUDDY	169.9000	165.0125	136.5	
6	Deadline Repeater	DEADLINE	169.9000	165.0125	156.7	
7	Air-to-Ground 10	A/G 10	166.9375	166.9375	000.0	
8	Air-to-Ground 19	A/G 19	168.1250	168.1250	000.0	
9	Air-to-Ground 12	A/G 12	167.0750	167.0750	000.0	
10	Region 4 Tac 1	R4 TAC 1	166.8125	166.8125	131.8	
11	Region 4 Tac 2	R4 TAC 2	166.8875	166.8875	131.8	
12	Region 4 Tac 3	R4 TAC 3	169.1750	169.1750	131.8	
13	VFIRE21 (old FERN)	VFIRE21	154.2800	154.2800	000.0	
14	Sub. Co. Fire Kismet Repeater	KISMET	154.9800	155.8650	82.5	
15	Sub. Co. Fire White Pine Repeater	WHITEPINE	154.9800	155.8650	100.0	
16	VMED 28 Air Medical	VMED 28	155.3400	155.3400	156.7	

Snag & Contour

Felling Safety Message

***Size-up hazards in the work area.
Never become complacent.
Always look up.
Get wind/weather report.***

Soda Lake Fire – 7/30/2021 – 0700-2100

Snag and contour felling considerations include:

- 1) Use saw teams and Falling Bosses.
- 2) Post lookouts concentrating on snags.
- 3) All sawyers assure themselves a quick and safe escape route from the tree they are falling.
- 4) Do not turn your back on a falling snag.
- 5) Snag fire access routes as necessary – roads, trails, and drop points.
- 6) Keep crews spread out – Don't bunch up.
- 7) Two sets of eyes are better than one.
- 8) Heads up for erratic winds from storm cells.
- 9) Stay well clear of all air operations including cargo drops, water drops, slurry drops, low level flights, arrivals and departures at helispots, etc.
- 10) Consider the domino effect when determining safe distances from hazard snags.
- 11) If a crew doesn't have a qualified saw with them to mitigate hazard snags, they should just stay entirely clear from identified hazard snags.
- 12) Consider green trees as hazards also – burned out stems or root systems pose a serious safety hazard.
- 13) Watch for burned out root systems on snags and green trees as well, especially several days into the incident – a sound snag or tree today may not be tomorrow.

LOOK UP - LOOK DOWN - LOOK ALL AROUND

SIX MINUTES FOR SAFETY TOPIC: ATTEMPTING A FRONTAL ASSAULT

THE VERY WORST FIRE PLAN IS NO FIRE PLAN

ICS 206 MEDICAL PLAN	1. Incident Name	2. Date Prepared	3. Time Prepared	4. Operational Period	
	Soda Lake Fire	July 29, 2021	1900	07/30/2021	
	5. Incident Medical Aid Station				
	Medical Aid Stations	Location	Medical Personnel Yes No		
6. Transportation					
A. Air Services					
Name	Address	Phone	Paramedics Yes No		
I.H.C.	5121 Cottonwood, Murray UT	(855)932-3648	X		
University of Utah	50 Medical Center SLC, UT	(801)587-8980	X		
B. Other Medical Providers					
7. Hospitals					
Name	Address Latitude and Longitude Helipad	Travel Time Air Ground	Phone	Helipad Yes No	Burn Center Yes No
Pinedale Medical Clinic	Pinedale Wy	30 min 3-4 hrs	(307) 367-4133		X
Big Piney Medical Clinic	Big Piney, Wy	30 m 55 min	(307) 276-3306		X
U of Utah Burn Center, Trauma I	50 Medical Dr N-#4 SLC, UT 40*46.2135 x 111*50.129 Frequency 123.050	60 4 Hrs	801-581-2700	X	X
8. Medical Emergency Procedures					
<p>Med-evac Plan:</p> <p>Notify Supervisor (DIV/IC)</p> <p>Establish IC for Medical</p> <p>Complete Medical Incident Report</p> <p>Relay information direct to Communications</p> <p>Closest Short haul is from Jackson Hole, ETE 45 minutes Air</p> <p>Closest Hospital: Pinedale, WY</p>					
Prepared by (Medical Unit Leader)			10. Reviewed by (Safety Officer)		
			Wade Burleson PSC3		

MEDICAL INCIDENT REPORT (MIR)

8-Line

Medical Incident Report

FOR A NON-EMERGENCY INCIDENT, WORK THROUGH CHAIN OF COMMAND TO REPORT AND TRANSPORT INJURED PERSONNEL AS NECESSARY.

FOR A MEDICAL EMERGENCY: IDENTIFY ON SCENE INCIDENT COMMANDER BY NAME AND POSITION AND ANNOUNCE "MEDICAL EMERGENCY" TO INITIATE RESPONSE FROM IMT COMMUNICATIONS/DISPATCH.

Use the following items to communicate situation to communications/dispatch.

1. **CONTACT COMMUNICATIONS / DISPATCH** (Verify correct frequency prior to starting report) *Ex: "Communications, Div. Alpha. Stand-by for Emergency Traffic."*
2. **INCIDENT STATUS:** Provide incident summary (including number of patients) and command structure.
Ex: "Communications, I have a Red priority patient, unconscious, struck by a falling tree. Requesting air ambulance to Forest Road 1 at (Lat./Long.) This will be the Trout Meadow Medical, IC is TFLD Jones. EMT Smith is providing medical care."

Severity of Emergency / Transport Priority	<input type="checkbox"/> RED / PRIORITY 1 Life or limb threatening injury or illness. Evacuation need is IMMEDIATE <i>Ex: Unconscious, difficulty breathing, bleeding severely, 2^o - 3^o burns more than 4 palm sizes, heat stroke, disoriented.</i> <input type="checkbox"/> YELLOW / PRIORITY 2 Serious injury or illness. Evacuation may be DELAYED if necessary. <i>Ex: Significant trauma, unable to walk, 2^o - 3^o burns not more than 1-3 palm sizes.</i> <input type="checkbox"/> GREEN / PRIORITY 3 Minor injury or illness. Non-Emergency transport <i>Ex: Sprains, strains, minor heat-related illness.</i>	
Nature of Injury or Illness & Mechanism of Injury		Brief Summary of Injury or Illness <i>(Ex: Unconscious, Struck by Falling Tree)</i>
Transport Request		Air Ambulance / Short Haul/Hoist Ground Ambulance / Other
Patient Location		Descriptive Location & Lat. / Long. (WGS84)
Incident Name		Geographic Name + "Medical" <i>(Ex: Trout Meadow Medical)</i>
On-Scene Incident Commander		Name of on-scene IC of Incident within an Incident <i>(Ex: TFLD Jones)</i>
Patient Care		Name of Care Provider <i>(Ex: EMT Smith)</i>

3. INITIAL PATIENT ASSESSMENT: Complete this section for each patient as applicable (start with the most severe patient)

Patient Assessment: See IRPG page 106

Treatment:

4. TRANSPORT PLAN:

Evacuation Location (if different): (Descriptive Location (drop point, intersection, etc.) or Lat. / Long.) Patient's ETA to Evacuation Location:

Helispot / Extraction Site Size and Hazards:

5. ADDITIONAL RESOURCES / EQUIPMENT NEEDS:

Example: Paramedic/EMT, Crews, Immobilization Devices, AED, Oxygen, Trauma Bag, IV/Fluid(s), Splints, Rope rescue, Wheeled litter, HAZMAT, Extrication

6. COMMUNICATIONS: Identify State Air/Ground EMS Frequencies and Hospital Contacts as applicable

Function	Channel Name/Number	Receive (RX)	Tone/NAC *	Transmit (TX)	Tone/NAC *
COMMAND					
AIR-TO-GRND					
TACTICAL					

7. CONTINGENCY: Considerations: If primary options fail, what actions can be implemented in conjunction with primary evacuation method? Be thinking ahead.

8. ADDITIONAL INFORMATION: Updates/Changes, etc.

REMEMBER: Confirm ETA's of resources ordered. Act according to your level of training. Be Alert. Keep Calm. Think Clearly. Act Decisively.

Finance Reminders

CTRs

- Total your daily hours and circle them on your CTR
- Document your CTR when Operations determines you are not able to take a lunch break
- When recording hazard pay, show the category of hazardous exposure (e.g., firefighting, hover hookup) on your CTR
- List all crewmembers on your CTR
- Write/sign legibly
- Keep your time current

CREW TIME REPORT

Operations
Caribou Ranger Tie

0-52
10-CTF-003181

8/28

H Tom Smith 0600-2200

(14)

Unable to take meal break due to active fire in DV B

Hazard - Fire fighting on uncontrolled fireline

John Barnes DIVS

EMERGENCY EQUIPMENT SHIFT TICKET E-20

AS-01NV-B-16-7777 Jones Equipment

Lost Creek 10-CTF-003117 Paul Barnes / Randy Smith

Equipment: Doherty, DeC

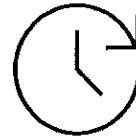
47AS1816

2 operators
Transport retained by incident

DATE	TIME	HOURS
7/14/16	0600-2200	6.0
7/14/16	0600-2200	5.0

Paul Barnes Ryan Brown Mike

- Make sure resource order number is listed on the shift ticket.
- Fill out shift ticket completely and legibly.
- Ensure signatures are legible.
- Document names of all operators.
- Document daily if transport is being kept by the incident
- Include all shift hours and show a lunch break or documentation for a compensable lunch break -- even if equipment is on a daily rate
- Keep your time current



Please email all finance documents to:
2021.sodalake.finance@firenet.gov

Please use the naming convention in your email subject line, see below example.

Document type_ResourceOrder#_Date
i.e. **CTR_042.42_20210706**

Email CTRs and Shift Tickets **daily**

If you have any possible claims, **DO NOT** wait until last minute. Please get them into finance early as possible. Use email above.

FINANCE: 208-731-0295

Resource Extension Request Form

January 2021

A.) RESOURCE and INCIDENT INFORMATION:

Resource Name: _____ Home Dispatch or Home Unit ID: _____

Incident Name: _____ Incident #: _____ Request #: _____

Position on Incident: _____

Home Unit Supervisor: _____ Email: _____ Fax #: _____

B.) REQUESTED BY:

Incident Supervisor: _____ Incident Position: _____

C.) EXTENSION INFORMATION:

Prior to any extension, consider the health, readiness and capability of the resource. The health and safety of incident personnel and resources will not be compromised under any circumstances.

Length of Extension: _____ Last Workday: _____

Justification (Select from the List Below):

- Life and Property are imminently threatened,
- Suppression objectives are close to being met, or
- Replacement resources are unavailable or have not yet arrived

Explanation for Extension:

D.) APPROVED BY:

1) Incident Commander or Deputy: _____ Email: _____

2) Resource or Resource Supervisor: _____ Email: _____

3) Host GACC (excluding single-resource Overhead): _____ Email: _____

4) Home Unit Supervisor: _____ Email: _____

5) Sending GACC (excluding single-resource Overhead): _____ Email: _____

6) NICC (only if National Resource): _____ Email: _____

Return to: _____ Email/Fax: _____

Resource Extension Request Form Instructions

Block A. is to be filled out by the Resource.

Note: If resource is a Team, Hand Crew, Module or an Engine Crew; only complete one request form. Provide the Operational Resource Name, i.e. Smokey Bear T1 IMT, Smokey Bear T2IA Crew, Smokey Bear Suppression Module, Smokey Bear T4 Engine 741; for Resource Name. Provide Parent Request# only.

Blocks B. & C. are to be filled out by the Incident Supervisor.

Block D.:

If Resource is a National Resource (excluding Aircraft, Type 1 Interagency Hotshot Crew and National Contracted Resources), 1, 3, 5, and 6 signatures are required in order. Example of National Resources: Type 1 Incident Management, Area Command Teams, National Incident Management Organization (NIMO), and National Buying Teams.

If Resource is a Type 2 Incident Management Team, 1, 3, and 5 signatures are required in order.

If Resource is a Type 1 Interagency Hotshot Crew, 1 – 6 signatures are required in order.

If Resource is not a National Resource (excluding single-resource Overhead, Aircraft, Type 1 Interagency Hotshot Crew and National Contracted Resources), 1 – 5 signatures are required in order.

If Resource is single-resource Overhead, 1, 2 and 4 signatures are required in order.

