



















	B.I.A.
	IDL
	Potlatch
	Hancock
	Molpus
	Stimson
	Inland Empire
	PVT
	Mainhaul
	Secondary
	Trail
	Gate
	Structures
	Division
	Drop Point
	Fire Origin
	Lookout
	Spot Fire
	Water Source
	Uncontrolled Fire Edge

 Miles
 0 0.25 0.5