



2017 Oregon



Fire Season



ORNG ROLLUP

Fire Season 2017



- Total reported fires: 111 / ORNG supported: 6 / OpsCenter requests: 75
 - Fire Hand Crews: 32 (NG1/NG1R/NG2/NG3/NG4/NG5)
 - Traffic Assistance Points: 21 (ACC 1/LCC 1/LCC 2/LCC 3)
- Total airframes employed: 7
 - 1 HH-60M Blackhawk
 - 3 CH-47 Chinooks
 - 1 UH-72 Lakota
 - EMAC: 1 UH-60L (WANG), 1 UH-72A (NVNG)
- Aircraft hours flown: 211.9
- Fuel usage: 58,354 Gal
- Total sorties: 72
- Number of water drops: 769
- Gallons dropped: 1,339,200 Gal
- Total acres burned: 778,583
- Total SAD personnel: 946 Service Members / Positions fulfilled: 1,086
- Total ORNG Cost: \$6,484,494.80 (26SEP2017)
 - Equipment - \$1,958,962.81
 - PAX - \$4,489,295.96
 - Other - \$36236.03

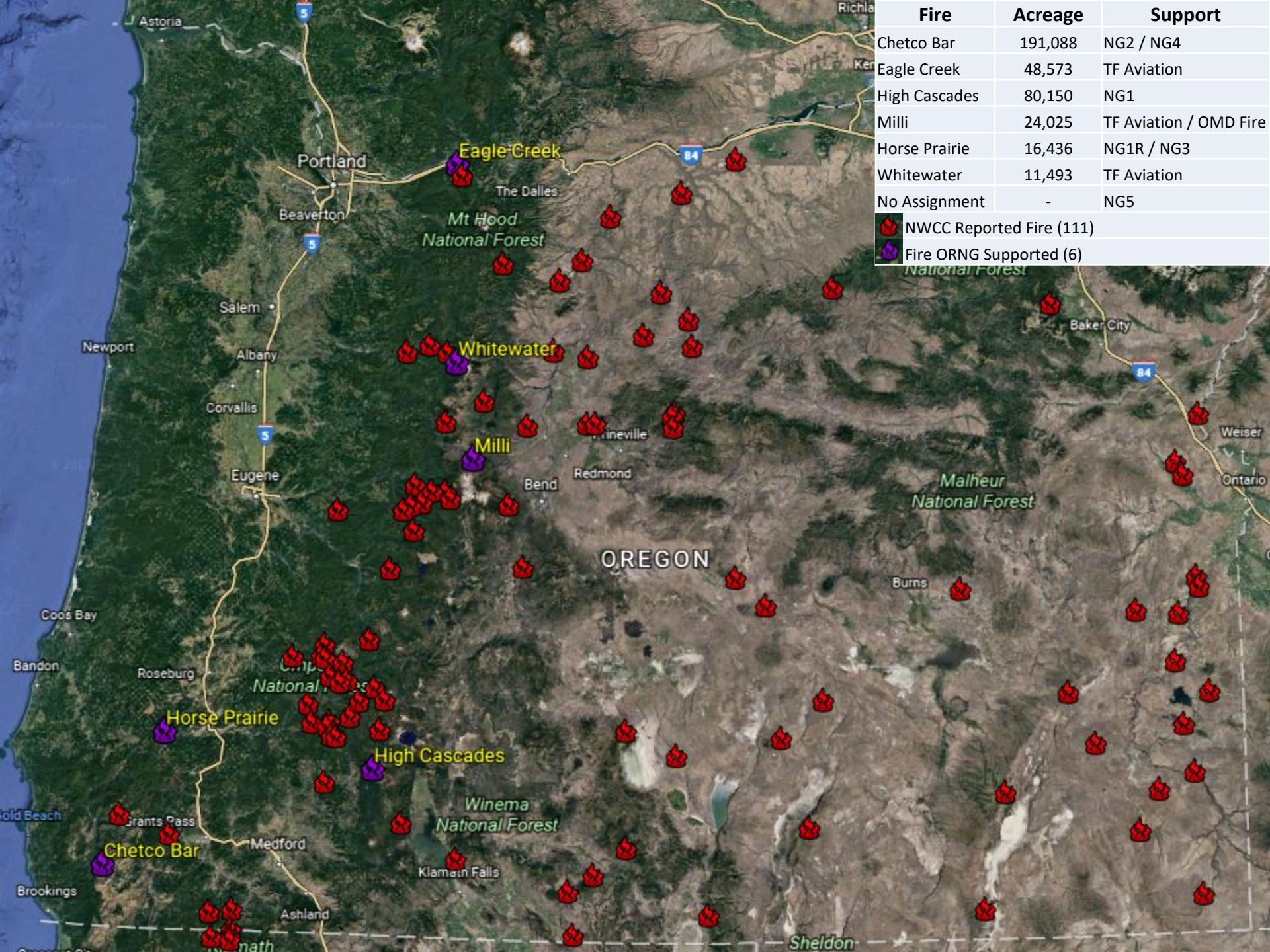


OEM





2017-2278: 2017 Wild Fires

- **State ECC:** Enhanced Watch and Full Activation, August 2 – September 21
- **Governor's Executive Order 17-15,** Verbal August 2, Imminent Threat of Wildfire (signed August 22)
- **Activation of *OPLAN Smokey***
 - 04AUG2017 TF Aviation
 - 16AUG2017 NG1
- **State Conflagration Act:**
 - August 8, Flounce Fire (Jackson)
 - August 17, Milli Fire (Deschutes)
 - August 20, Chetco Bar Fire (Curry and Josephine)
 - September 5, Eagle Creek (Hood River and Multnomah)
- **Fire Management Assistance Grant (FMAG):**
 - August 4, Pipeline (Klamath)
 - August 17, Milli (Deschutes)
 - Chetco Bar (Curry and Josephine)
 - Eagle Creek (Hood River and Multnomah)



Fire	Acreage	Support
Chetco Bar	191,088	NG2 / NG4
Eagle Creek	48,573	TF Aviation
High Cascades	80,150	NG1
Milli	24,025	TF Aviation / OMD Fire
Horse Prairie	16,436	NG1R / NG3
Whitewater	11,493	TF Aviation
No Assignment	-	NG5

-  NWCC Reported Fire (111)
-  Fire ORNG Supported (6)

JOC/STAFF

9AUG-30CT

Type	#
PERSONNEL	30

CHETCO BAR

22AUG-24SEP

Type	#
NG2	150
NG4	155
TAP (WEST)	148
TAP (EAST)	9
C2	10

Type	#
¾ TON TRAILER	1
FMTV	12
LHS	4
LMTV	1
HMMWV	33
FRS	1
CONTACT TRUCK	2
GSA	6
15KW GEN	4
3KW GEN	2
LHS TRAILER	2

NG5

8SEP-13SEP

Type	#
PERSONNEL	157
CONTACT TRUCK	1
FMTV	6
LHS	2
LHS TRAILER	1
15KW GEN	2
HMMWV	2

HORSE PRAIRIE

29AUG-13SEP

Type	NG1R	NG3
PERSONNEL	64	150
CONTACT TRUCK	1	1
FMTV	5	6
LHS	2	2
LHS TRAILER	1	1
15KW GEN	2	2
GSA	2	0
HMMWV	2	2

TF AVIATION

4AUG-29SEP

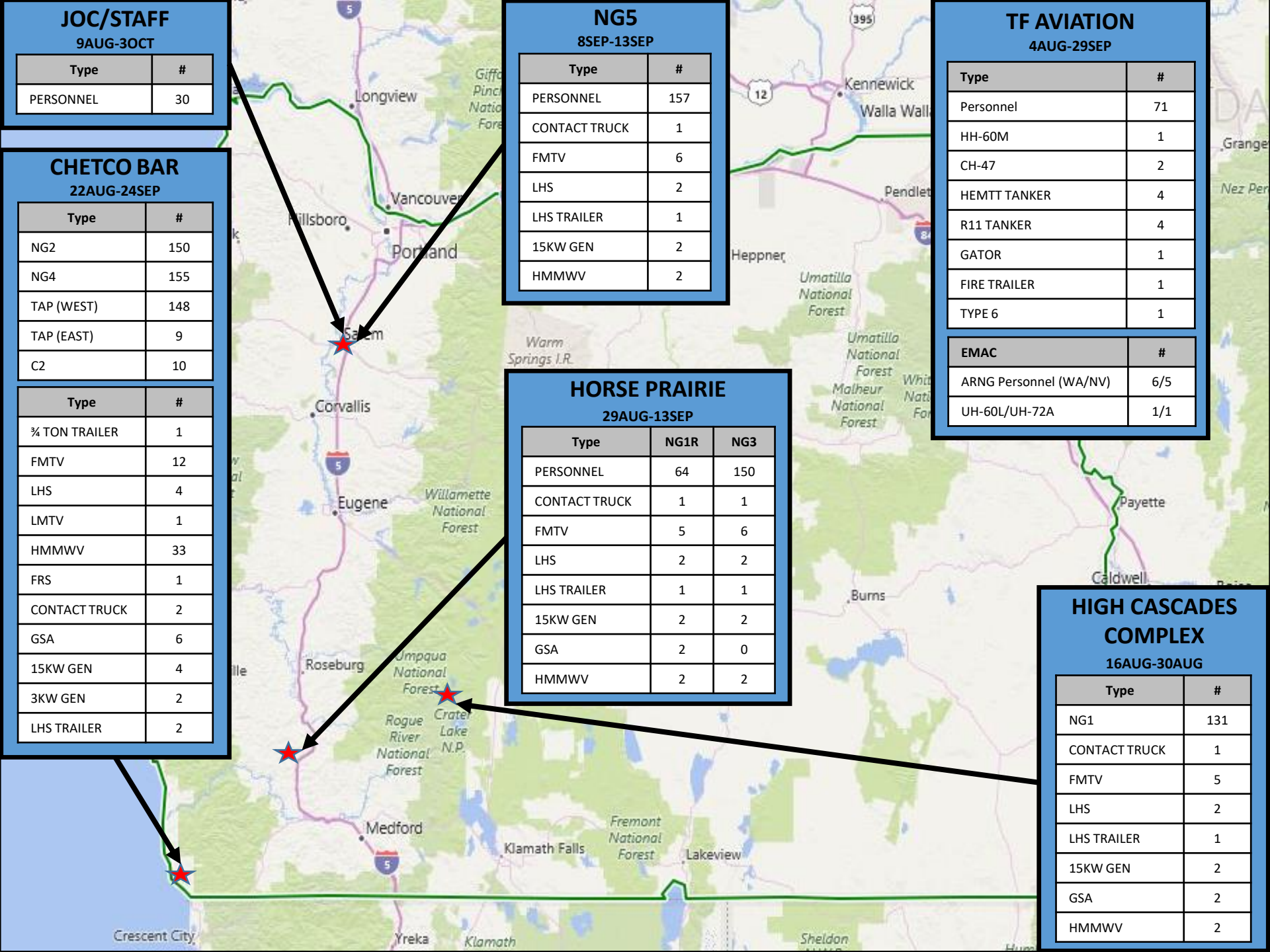
Type	#
Personnel	71
HH-60M	1
CH-47	2
HEMTT TANKER	4
R11 TANKER	4
GATOR	1
FIRE TRAILER	1
TYPE 6	1

EMAC	#
ARNG Personnel (WA/NV)	6/5
UH-60L/UH-72A	1/1

HIGH CASCADES COMPLEX

16AUG-30AUG

Type	#
NG1	131
CONTACT TRUCK	1
FMTV	5
LHS	2
LHS TRAILER	1
15KW GEN	2
GSA	2
HMMWV	2





TF AVIATION



- Total Fires Supported: 5
 - Milli/Whitewater/Chetco Bar/Eagle Creek/Horse Prairie
- UH-72 IR support mission
- NVNG- Provided UH-72A MEDEVAC support (EMAC)
- WANG- Provided UH-60L fire support (EMAC)

CUMULATIVE TOTALS

AC Type	Tail #	AC HRS	FUEL (GAL.)	SORTIES	# DROPS	H2O (GAL.)
CH-47F	08049	44.7	12869	14	143	286000
CH-47F	08748	76.8	24645	28	321	642000
CH-47F	08774	55.8	16998	17	163	326000
UH-60L	22434	8.6	779	3	22	13200
UH-60L	24387	26.0	3063	10	120	72000
UH-72		0.0	0	0	0	0
Total		211.9	58354	72	769	1339200



J4 ROLL UP



EQUIPMENT TYPE	Chetco Aviation	ACC TAP	LCC TAP 1	LCC TAP 2	LCC TAP 3	NG1	NG2	NG3	NG4	NG5	Mission Totals
R11 6K Tanker	4										4
HEMTT Tanker	4										4
Fire Trailer	1										1
Type 6 Fire Truck	1						1	1	1	1	5
Gator	1										1
ODF 12 pax van	2			3							5
LMTV			1								1
GSA			1	1		2	2		2		8
HMMWV		6	12	6	5	2	2	2	2	2	39
FMTV						5	6	6	6	6	29
3KW Gen			1		1						2
15KW Gen						2	2	2	2	2	10
Contact Truck						1	1	1	1	1	5
FRS									1		1
LHS						2	2	2	2	2	10
LHS Trailer						1	1	1	1	1	5
TTB System						1	1	1	1	1	5
GP MED Tents			3	4	2						9
3/4 Ton Trailer					1						1
Totals	13	6	18	14	9	16	18	16	19	16	145



ORNG SAD HISTORICS



<u>Year</u>	<u>Major Event</u>	<u>Man Days</u>
1996	Floods	105550
1997	Fires	2100
1998	Fires	1750
1999	Y2K / New Carissa	3200
2000	Fires	59000
2001	Fires/Operation Noble Eagle (ONE)	85500
2002	Fires/ONE (Biscuit/B&B Fires)	233250
2003	ONE	59250
2004	ONE	33850
2005	Katrina	110750
2006	Fires	9550
2007	Floods	246
2008	Snow Removal	160
2011	Harney County Flood/Fires (Dollar/High Cascades Fire)	325
2012	Salem Floods	6
2012	Fires (Barry Pont Fire)	206
2013	Fires (Douglas/Government Flats Complexes)	4528
2015	Fires (Grizzly/Canyon Creek/Cornet/Eagle/Stouts Creek)	8512
2017	Fires (High Cascades/Chetco Bar/Horse Prairie/Whitewater/Milli)	17,044
2017	Harney Co. Floods (16) / Winter Storm (29) / Eclipse (563)	608
	Total SAD Man Days	735385