

## **BARGE PROCEDURE FOR PIONEER**

All large equipment must coordinate with Ground Support (Kevin 870-214-1316) to be put on the list to travel on the Barge. Do not call Karissa as she will have you call ground support. No Exceptions. Please give him the Length, Width, Height, and Weight for your equipment. If an emergency call Logs Bob Bender 509-939-0327.

### **Uplake Procedure**

Equipment must be dropped off the day before your departure, between 1500 hrs. and 1700 hrs. at 1222 West Wooden Ave, Chelan 98816. Look for the yellow double wide trailer. Park inside the fenced in area if open.

If you want to park it after hours or the day before, please park across the road (see map on 2<sup>nd</sup> page). You can drop your keys off in the box attached to the 1st post that supports the carport where the yellow double wide trailer is.

The Barge personnel will load your equipment, so you don't have to be there.

### **Downlake**

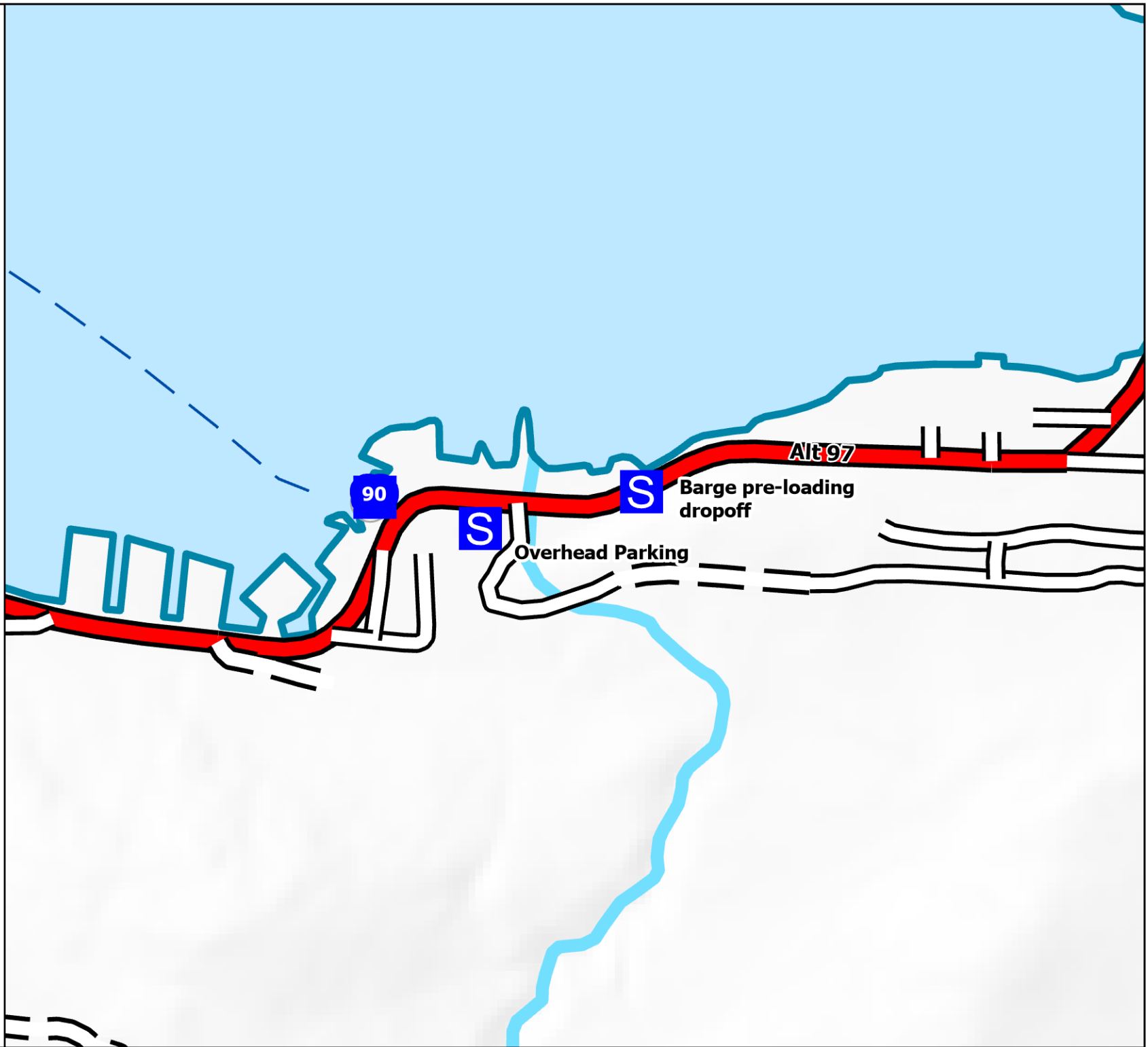
Lucerne – Dock loads @ 1100

Stehekin – Dock loads @ 1330


***PASSENGERS ARE NOT ALLOWED ON BARGE. NO EXCEPTIONS***

# Barge Map


Pioneer Fire  
WA-SES-000173



-  Drop Point
-  Staging Area
-  Ferry
-  Highway
-  Road - Light Duty - Unspecified Composition
-  Road - Unimproved



SCAN ME



N  
W E  
S

0 100 200  
Yards

