

# Incident Action Plan

## Colfax Complex

### WA-WFS-114



---

Operation Period: 0600 – 1800

September 8, 2020



<b>Incident Objectives</b>	1. Incident Name	2. Date Prepared	3. Time Prepared
	<b>Colfax Complex</b>	<b>9/8/2020</b>	<b>2145</b>
4. Operational Period (Date and Time)			
5. General Control Objectives for the Incident (include Alternatives)			
<ul style="list-style-type: none"> <li>• Provide for firefighter and public safety at all times. This includes the application of the "10 and 18", LCES, and the Risk Management Process.</li> <li>• Fight fire aggressively to limit acreage burned. Keep the fire west of ....., north of ....., east of ....., south of .....</li> <li>• Maximize opportunity for cost saving without jeopardizing public or firefighter safety.</li> <li>• Maintain awareness of avoidance areas and implement tactics accordingly.</li> <li>• Act professionally and in a manner that fosters good relationships with the public, private landowners, timber industry representatives, elected officials and other stakeholders.</li> <li>• Maintain best management practices to limit the spread and exposure of the COVID-19 virus within the crew, on the line, in camp, and to the surrounding community.</li> </ul>			
6. Weather Forecast for Operational Period			
See attached weather forecast.			
7. General Safety Message			
<ul style="list-style-type: none"> <li>• Provide for firefighter and public safety at all times.</li> <li>• Monitor compliance of 10 and 18 by all incident personnel.</li> <li>• Adhere to 2:1 work/rest ratio for all fire line personnel.</li> <li>• Aviation safety is high priority. Assess the risk against the benefit of the mission.</li> <li>• Ensure all assigned personnel understand emergency medical reporting &amp; transport procedures including locations of nearest emergency responders &amp; facilities.</li> </ul>			
8. Attachments (check if attached)			
<input checked="" type="checkbox"/> Organization List (ICS 203) <input checked="" type="checkbox"/> Assignment List (ICS 204) <input type="checkbox"/> Air Operations (ICS 220) <input checked="" type="checkbox"/> Weather <input checked="" type="checkbox"/> Communication Plan (ICS 205) <input type="checkbox"/> HR Message <input checked="" type="checkbox"/> Safety Message <input type="checkbox"/> Medical Plan (ICS 206) <input checked="" type="checkbox"/> Incident Maps			
ICS-202	9. Prepared by (PSC)	10. Approved by (IC)	
	David Winter	Bob Gear	

<b>ORGANIZATION ASSIGNMENT LIST</b>			
1. Incident Name <b>Colfax Complex</b>		<b>9. OPERATIONS SECTION</b>	
2. Date 9/8/2020	3. Time 0001hrs	Chief	Rich Elliott - 509 201 6280
4. Operational Period 0600-1800		Deputy	
<b>5. INCIDENT COMMANDER &amp; STAFF</b>		<b>a. Division-Malden North</b>	
Incident Commander	Bob Gear-509-528 1650	Division Supervisor	Rusty Bachman
Deputy		Deputy	
Safety Officer	Ryan Cloud- 509 528 6196	Division/Group	
Information Officer	Sydney McBride 206 459 5081	Division/Group	
		<b>b. Division-Malden South</b>	
		Division Supervisor	Brandon Burton-509 760 0101
		Deputy	
<b>6. AGENCY REPRESENTATIVE</b>		Division/Group	
Agency	Name	Division/Group	
WSFMO	Cathy Sablan-360 280 1223	<b>c. Division-Manning</b>	
		Division Supervisor	Nickerson
		Deputy	
		Division/Group	
		Division/Group	
		<b>d. Division-Colfax</b>	
<b>7. PLANNING SECTION</b>		Division Supervisor	
Chief	David Winter-509 529 6506	Deputy	
Deputy	Fred Knowles - 509 524 4632	Division/Group	
Resource Unit	Bill Box - 509 540 1686	Division/Group	
Situation Unit		<b>e. Air Operations</b>	
Documentation Unit		Air Ops Branch Director	
Demobilization Unit		Air Support Supervisor	
Human Resources		Air Attack Supervisor	
Technical Specialist (Name/Specialty)		Helicopter Coordinator	
		Air Tanker Coordinator	
		<b>10. FINANCE SECTION</b>	
		Chief	Bob Thompson - 5095314842
<b>8. LOGISTICS SECTION</b>		Deputy	Slita Bradley - 7194062772
Chief	Mike Hendricks - 509 222 8865	Time Unit	
Deputy	Maryam Majdian - 509 859 1009	Procurement Unit	
Supply Unit		Cost Unit	
Facilities Unit		<b>11. CONTACTS / OTHER INFORMATION</b>	
Ground Support Unit		CWICC 509.884.3473 fax 509.884.3549	
Communications Unit	Brandon McKinney - 5093862713		
Medical Unit			
Security Unit		Prepared by (Resource Unit Leader)	
Food Unit			

Spot Forecast for Colfax - SEWAIMT  
National Weather Service Spokane WA  
608 PM PDT Mon Sep 7, 2020

**RED FLAG WARNING IN EFFECT UNTIL 8 PM PDT THIS EVENING**



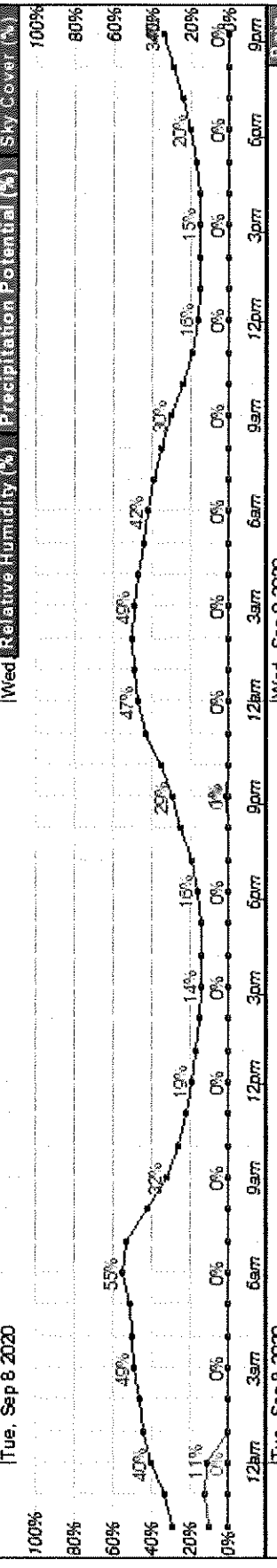
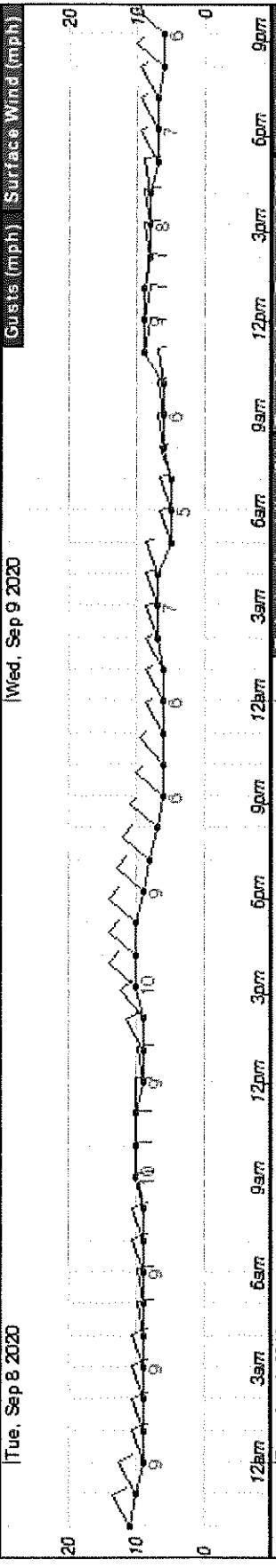
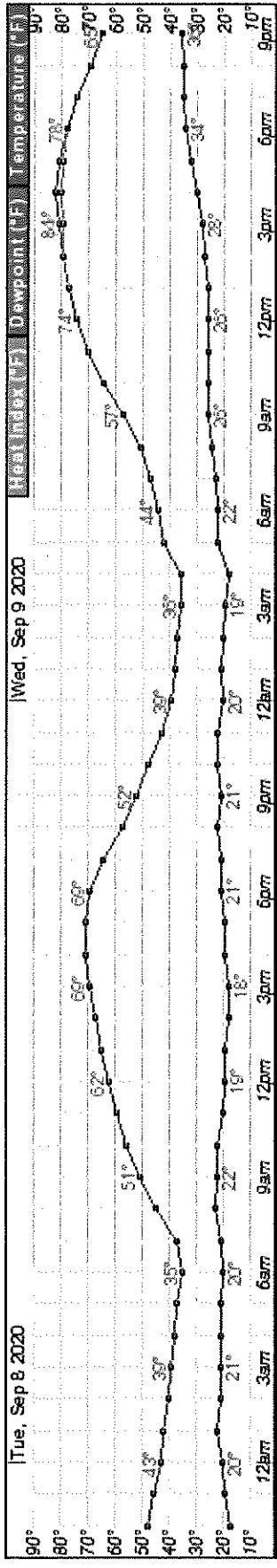
Winds will continue to decrease through this evening; however, humidity recoveries tonight are expected to be fair to poor and drop again into the teens on Tuesday PM. Tuesday will be dry and cool with lighter winds. The remainder of the week will be dry with temperatures warming to above normal again Wednesday and beyond.

**TONIGHT**

Sky/weather.....Clear.  
CWR.....0 percent.  
LAL.....1  
Min temperature.....36.  
Max humidity.....55 percent.  
Wind (20 ft).....Northeast winds 14 to 18 mph Gusts up to 29 mph in the evening before 2000.  
Decreasing to northeast 8 to 12 mph with gusts to 18 mph overnight.  
Mixing height.....2500 ft AGL in the evening decreasing to near  
the surface overnight.  
Transport winds.....East around 13 mph.  
Haines Index.....4 or low potential for large plume dominated  
fire growth.

**TUESDAY**

Sky/weather.....Sunny.  
CWR.....0 percent.  
LAL.....1  
Max temperature.....71  
Min humidity.....14 percent.  
Wind (20 ft).....Northeast winds 7 to 10 mph. Gusts to 17 mph.  
Mixing height.....4000 ft AGL in the morning increasing to 5000  
ft AGL in the afternoon.  
Transport winds.....East around 13 mph.  
Haines Index.....4 or low potential for large plume dominated  
fire growth.



<b>DIVISION ASSIGNMENT LIST</b>		1. Branch	2. Division / Group		<b>Malden South</b>	
3. Incident Name			4. Operational Period			
<b>Colfax Complex</b>			Date: <b>9/8/2020</b>		Time: <b>2300</b>	
<b>5. Operations Personnel</b>						
Operations Chief		<i>Rich Elliot 509.201.6280</i>		Branch Director		
Safety Officer				Division/Group Supervisor		<i>Brandon Burton 509.760.0101</i>
<b>6. Resources Assigned this Period</b>						
RO #	Strike Team/Task Force/Resource	Leader	# People	Contact (phone, radio freq, etc.)	EMT	Remarks
	North East WL ST				<input type="checkbox"/>	
	STL	Jason Wilkins			<input type="checkbox"/>	
	E-2126				<input type="checkbox"/>	B-71
	E-2127				<input type="checkbox"/>	B-1506
	E-2128				<input type="checkbox"/>	B-1326
	E-2129				<input type="checkbox"/>	CB1
	E-2130				<input type="checkbox"/>	KB1
					<input type="checkbox"/>	
					<input type="checkbox"/>	
					<input type="checkbox"/>	
					<input type="checkbox"/>	
					<input type="checkbox"/>	
					<input type="checkbox"/>	
					<input type="checkbox"/>	
			0		<input type="checkbox"/>	
<b>7. Work Assignments</b>						
<ul style="list-style-type: none"> <li>• Initiate structural point protection for structures that meet risk management criteria providing for firefighter safety.</li> <li>• Conduct risk assessment for potentially affected structures. Develop protection plans based upon defensible space and tactical capabilities to defend structures.</li> <li>• Conduct search and recovery efforts when safe to do so.</li> </ul>						
<b>8. Special Instructions</b>						
<b>9. Communication Summary</b>						
Function	Name	Mode	Frequency			
COMMAND	North Fire	A	RX: 154.0925 Tone 203.5 TX: 158.8725 Tone 229.1			
TACTICAL	VTAC 14	A	RX: 159.4725 Tone 156.7 TX: 159.4725 Tone 156.7			
AIR	DNR A/G 1	A	RX: 159.2700 Tone: 103.5 TX: 159.2700 Tone 103.5			
			See Communication Plan ICS205 for Details			
Prepared by (RESL)		Approved by (PSC)			Date:	Time:

<b>DIVISION ASSIGNMENT LIST</b>		1. Branch	2. Division / Group		<b>Malden North</b>	
3. Incident Name <b>Colfax Complex</b>			4. Operational Period Date: <b>9/8/2020</b> Time: <b>2235</b>			
<b>5. Operations Personnel</b>						
Operations Chief		<i>Rich Elliot 509.201.6280</i>		Branch Director		
Safety Officer				Division/Group Supervisor		<i>Bachman</i>
<b>6. Resources Assigned this Period</b>						
RO #	Strike Team/Task Force/Resource	Leader	# People	Contact (phone, radio freq, etc.)	EMT	Remarks
	South East Structure ST				<input type="checkbox"/>	
	STL	Stubblefield	1	509.520.8268	<input type="checkbox"/>	
	E-2118	Ongers	3		<input type="checkbox"/>	
	E-2119	Nance			<input type="checkbox"/>	
	E-2120	Peterson			<input type="checkbox"/>	
	E-2121	Harper			<input type="checkbox"/>	
	E-2123	Nilsson			<input type="checkbox"/>	
					<input type="checkbox"/>	
	PT-33				<input type="checkbox"/>	
	A-70				<input type="checkbox"/>	
	A-71				<input type="checkbox"/>	
	E-1				<input type="checkbox"/>	
	B-2				<input type="checkbox"/>	
					<input type="checkbox"/>	
			4			
<b>7. Work Assignments</b>						
<ul style="list-style-type: none"> <li>• Initiate structural point protection for structures that meet risk management criteria providing for firefighter safety.</li> <li>• Conduct risk assessment for potentially affected structures. Develop protection plans based upon defensible space and tactical capabilities to defend structures.</li> <li>• Conduct search and recovery efforts when safe to do so.</li> </ul>						
<b>8. Special Instructions</b>						
<b>9. Communication Summary</b>						
Function	Name	Mode	Frequency			
COMMAND	North Fire	A	RX: 154.0925 Tone 203.5 TX: 158.8725 Tone 229.1			
TACTICAL	VTAC 11	A	RX: 151.1375 Tone 156.7 TX: 151.1375 Tone 156.7			
AIR	DNR A/G 1	A	RX: 159.2700 Tone: 103.5 TX: 159.2700 Tone 103.5			
			See Communication Plan ICS205 for Details			
Prepared by (RESL)		Approved by (PSC)			Date:	Time:

DIVISION ASSIGNMENT LIST		1. Branch	2. Division / Group	Manning		
3. Incident Name <b>Colfax Complex</b>		4. Operational Period Date: <b>9/8/2020</b> Time: <b>2400</b>				
<b>5. Operations Personnel</b>						
Operations Chief	<i>Rich Elliot 509.201.6280</i>		Branch Director			
Safety Officer			Division/Group Supervisor	<i>Nickerson</i>		
<b>6. Resources Assigned this Period</b>						
RO #	Strike Team/Task Force/Resource	Leader	# People	Contact (phone, radio freq, etc.)	EMT	Remarks
	Central WL ST				<input type="checkbox"/>	
	STL	Kiehn			<input type="checkbox"/>	
	STL (T)	Sobol				
	E-2134				<input type="checkbox"/>	B-91
	E-2135				<input type="checkbox"/>	B-41
	E-2136				<input type="checkbox"/>	E-3041
	E-2137				<input type="checkbox"/>	E-3854
	E-2138				<input type="checkbox"/>	E-2366
	E-2139				<input type="checkbox"/>	T1-11
					<input type="checkbox"/>	
					<input type="checkbox"/>	
					<input type="checkbox"/>	
					<input type="checkbox"/>	
			0		<input type="checkbox"/>	
<b>7. Work Assignments</b>						
<ul style="list-style-type: none"> <li>• Initiate structural point protection for structures that meet risk management criteria providing for firefighter safety.</li> <li>• Conduct risk assessment for potentially affected structures. Develop protection plans based upon defensible space and tactical capabilities to defend structures.</li> <li>• Conduct search and recovery efforts when safe to do so.</li> </ul>						
<b>8. Special Instructions</b>						
<b>9. Communication Summary</b>						
Function	Name	Mode	Frequency			
COMMAND	Colfax Fire	A	RX: 155.4000 Tone 110.9 TX: 158.9250 Tone 97.4			
TACTICAL	VTACH 13	A	RX: 158.7375 Tone 156.7 TX: 158.7375 Tone 156.7			
AIR	DNR A/G 1	A	RX: 159.2700 Tone: 103.5 TX: 159.2700 Tone 103.5			
			See Communication Plan ICS205 for Details			
Prepared by (RESL)		Approved by (PSC)		Date:	Time:	





INCIDENT RADIO COMMUNICATIONS PLAN		Incident Name COLFAX COMPLEX		Date/ Time Prepared 9/8/20 0:22	Operational Period Date/Time 9/8/2020	
Channel	Function	Frequency	Tone	Mode	Name	Assignments
1	COMMAND	RX 155.4000	110.9	A	COLFAX FIRE	COLFAX / MANNING
		TX 158.9250	97.4			
2	COMMAND	RX 154.0925	203.5	A	NORTH FIRE	MALDEN
		TX 158.8725	229.1			
3	COMMAND	RX 158.8500	173.8	A	WEST FIRE	
		TX 156.0600	179.9			
4	COMMAND	RX 154.3850	151.4	A	EAST FIRE	
		TX 150.7750	127.3			
5	COMMAND	RX 159.4200	D627	A	ST COLFAX	
		TX 151.2950	D627			
6	TACTICAL	RX 155.7525	156.7	A	VCALL 10	
		TX 155.7525	156.7			
7	TACTICAL	RX 151.1375	156.7	A	VTAC 11	MALDEN NORTH
		TX 151.1375	156.7			
8	TACTICAL	RX 154.4525	156.7	A	VTAC 12	COLFAX
		TX 154.4525	156.7			
9	TACTICAL	RX 158.7375	156.7	A	VTAC 13	MANNING
		TX 158.7375	156.7			
10	TACTICAL	RX 159.4725	156.7	A	VTAC 14	MALDEN SOUTH
		TX 159.4725	156.7			
11	INTEROP	RX 153.8300		A	REDNET	
		TX 153.8300				
12	INTEROP	RX 156.1350		A	OSCCR	
		TX 156.1350	203.5			
13	AIR TO GROUND	RX 159.2700	103.5	A	DNR AVG 1	AIR TO GROUND PRIMARY
		TX 159.2700	103.5			
14	AIR TO GROUND	RX 151.2875	103.5	A	DNR AVG 2	AIR TO GROUND SECONDARY
		TX 151.2875	103.5			
15	EMS / SAFETY	RX 155.3400		A	HEAR	EMS INTEROP / LZ COORD
		TX 155.3400				
16	AIRGUARD	RX 168.6250		A	AIRGUARD	EMERGENCY / SAFETY
		TX 168.6250	110.9			

Prepared by (Communications Unit)

BRANDON MCKINNEY, COMT (509)-386-2713 *BR McK*

## SAFETY MESSAGE

**Incident: Colfax Complex**

**Date: September 8 to September 9**

➤ Major Hazards and Risks:

**Snags                      Roads                      Steep Ground                      Brush Creek –**  
**Monitor only area                      Wildlife                      Traffic/public**  
**Dry Conditions/Fast Rate of Spread                      Dehydration                      Gusty Winds**  
**Accountability/Communication**

□ Narrative:

Practice your defensive driving skills. Keep your speed down, lights on, seat belts on, and give the other person the right of way. Wash your windows and lights routinely and keep vehicle interiors free of trash and litter.

*Changing Weather: Be aware of wind shifts. Rapid wind shifts can lead to extreme fire behavior.*

*Communications: Ensure communications are in place and all personnel know frequencies. Ensure all personnel have received instructions and they are understood. Ensure all personnel know operational assignments and emergency procedures.*

**Remain Alert For Hazardous Snags And Rolling Rocks/Debris!**

**Steep and rocky terrain make foot travel hazardous.**

### *Dehydration*

*Maintain an adequate fluid intake to prevent dehydration.*

---Watch Out Situation ---

...Expect the



11. UNBURNED FUEL BETWEEN YOU AND  
THE FIRE

**...UNEXPECTED!!**

### “Safe Driving Habits”

(a ‘Get Out of Jail Free’ card to health and long life)

- **Yield a full lane to oncoming vehicles**
- **Be prepared to stop in less than half the distance you can see on blind corners and the ridge crests**
- **Keep your speed down!**  
**Do not force loaded vehicles onto the fill slope**

# Fire and COVID-19 Briefing Checklist

## **Self-Awareness / Screening**

- Immediately separate yourself from others.
- Notify supervisor if you or others experience:
  - o Cough, more than expected
  - o Shortness of breath or difficulty breathing
  - o New loss of taste or smell
  - o Fever                                      o Chills
  - o Sore throat                                o Muscle pain
- Review and follow crew and division plans to isolate, triage, and transport symptomatic personnel.

## **Hygiene on the Fireline**

- Properly wash or sanitize your hands often, especially before and after eating or entering a public place, and after coughing or sneezing.
- Avoid handshakes and communal use items.
- Maintain a supply of hand sanitizer and hand wipes. Inform supervisor of needed resupply.
- Disinfect high touch surfaces often:
  - o Radios, phones, doors, pumps, fuel cans, etc.

## **Social Distancing and Protective Equipment**

- Initiate, practice, and remind others of social distancing.
- Conduct briefings and conversations outdoors and at least 6 feet apart.
- Utilize face coverings as a tool when practical.
- Clean or replace dirty face coverings, equipment, and PPE.

## **Communications**

- Face coverings and social distancing complicate communications. Ensure effective sender/receiver messaging.

## **Protect yourself, your crew, and your camp!**

Find more information: <https://www.nwccg.gov/coronavirus>.

# Colfax Complex ICP Map



1	ICP Check-In	2	Showers
3	Sleeping Area	4	Fire Apparatus Parking
5	Overhead Parking	6	Briefing Location
6	Meal Pick-Up	X	NO PARKING

We are currently working on getting Water/Gatorade as well as ice and hope to have it by end of day.

If there is anything you need please let us know via a General Message.

**EMERGENCY EQUIPMENT SHIFT TICKET**

NOTE: The responsible Government Officer will update this form each day or shift and make initial and final equipment inspection.

**E-2XXX**

1. AGREEMENT NUMBER		2. CONTRACT		Some Fire Department	
3. INCIDENT		4. IN		5. OPERATOR (name)	
Some Fire		WA-WFS-XXX		FF Smith	
6. EQUIPMENT MAKE		7. EQUIPMENT MODEL		8. OPERATOR FURNISHED BY	
Ford		F550		<input type="checkbox"/> CONTRACTOR <input type="checkbox"/> GOVERNMENT	
9. SERIAL NUMBER		10. LICENSE NUMBER		11. OPERATING SUPPLIES FURNISHED BY	
123456		R12345C		<input type="checkbox"/> CONTRACTOR (wet) <input type="checkbox"/> GOVERNMENT (dry)	
12. DATE MO/DAY/YR		13. EQUIPMENT USE		14. REMARKS (released, down time and cause, problems, etc.)	
		HOURS/DAYS/MILES(circle one)		Lt. Jones    FF Smith  Type 6 Engine	
		START    STOP    WORK    SPECIAL			
7/15/20		0700    1900    12			
				15. EQUIPMENT STATUS	
				<input type="checkbox"/> a. Inspected and under agreement <input type="checkbox"/> b. Released by Government <input type="checkbox"/> c. Withdrawn by Contractor	
				16. INVOICE POSTED BY (Recorder's initials)	
17. CONTRACTOR'S OR AUTHORIZED AGENT'S SIGNATURE			18. GOVERNMENT OFFICER'S SIGNATURE		19. DATE SIGNED


NSN 7540-01-119-562850297-102

OPTIONAL FORM 297 (Rev. 7-90)  
USDA/USDI

Mobe Equipment Shift Ticket

CREW TIME REPORT							
(1) CREW NAME				(2) CREW NUMBER			
Some Fire District				E-2145			
(3) OFFICE RESPONSIBLE FOR FIRE			(4) FIRE NAME		(5) FIRE NUMBER		
WSP Mobilization			TITAN		WA-WFS-3XXX		
(6) RE-MARKS NO.	(7) NAME OF EMPLOYEE	(8) CLASSIFICATION	DATE 8/16/2018		DATE		(10)
			MILITARY TIME ON	MILITARY TIME OFF	MILITARY TIME ON	MILITARY TIME OFF	
1	JOE CAPTAIN	ENGB	1730	1930			
1	MARY FIREFIGHTER	FF1	1730	1930			
1	WAYNE NOZZLEMAN	FF2	1730	1930			
2	JOE CAPTAIN	ENGB	1930	2230			
2	MARY FIREFIGHTER	FF1	1930	2230			
2	WAYNE NOZZLEMAN	FF2	1930	2230			
3	JOE CAPTAIN	ENGB	2230	2300			
3	MARY FIREFIGHTER	FF1	2230	2300			
3	WAYNE NOZZLEMAN	FF2	2230	2300			
(11) REMARKS							
Travel in							
1- Mobilization (Maximum 2 hours)							
2- Travel							
3- Check in							
Pre trip COVID completed							
(12) OFFICER-IN-CHARGE (Signature)				(13) TITLE (Officer-in-Charge)			
(14) NAME (Person Posting to Emergency Time Report)				(15) DATE			

CREW TIME REPORT							
(1) CREW NAME				(2) CREW NUMBER			
Some Fire District				E-2145			
(3) OFFICE RESPONSIBLE FOR FIRE			(4) FIRE NAME		(5) FIRE NUMBER		
WSP Mobilization			TITAN		WA-WFS-3XXX		
(6) RE-MARKS NO.	(7) NAME OF EMPLOYEE	(8) CLASSIFICATION	DATE 8/16/2018		DATE		(10)
			MILITARY TIME ON	MILITARY TIME OFF	MILITARY TIME ON	MILITARY TIME OFF	
1	JOE CAPTAIN	ENGB	600	630			
2	MARY FIREFIGHTER	FF1	600	630			
2	WAYNE NOZZLEMAN	FF2	600	630			
	JOE CAPTAIN	ENGB	630	1200			
	MARY FIREFIGHTER	FF1	630	1200			
	WAYNE NOZZLEMAN	FF2	630	1200			
3	JOE CAPTAIN	ENGB	1200	1230			
3	MARY FIREFIGHTER	FF1	1200	1230			
3	WAYNE NOZZLEMAN	FF2	1200	1230			
	JOE CAPTAIN	ENGB	1230	1930			
	MARY FIREFIGHTER	FF1	1230	1930			
(11) REM							
WAYNE NOZZLEMAN							
Work Day							
1- Shift Briefing							
2- Rig Readiness, gather supplies							
3- Compensable meal break							
COVID Daily Check completed							
(12) OFFICER-IN-CHARGE (Signature)				(13) TITLE (Officer-in-Charge)			
(14) NAME (Person Posting to Emergency Time Report)				(15) DATE			



## Human Resource Message

### Colfax Complex

9/8/2020

#### =====Situational Awareness=====

Who is listening?  
Who, might overhear?  
Who is watching?  
Who might get upset or offended?






If you always remember to act in a professional manner on this fire you will not have to worry.

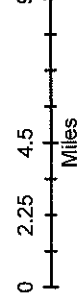
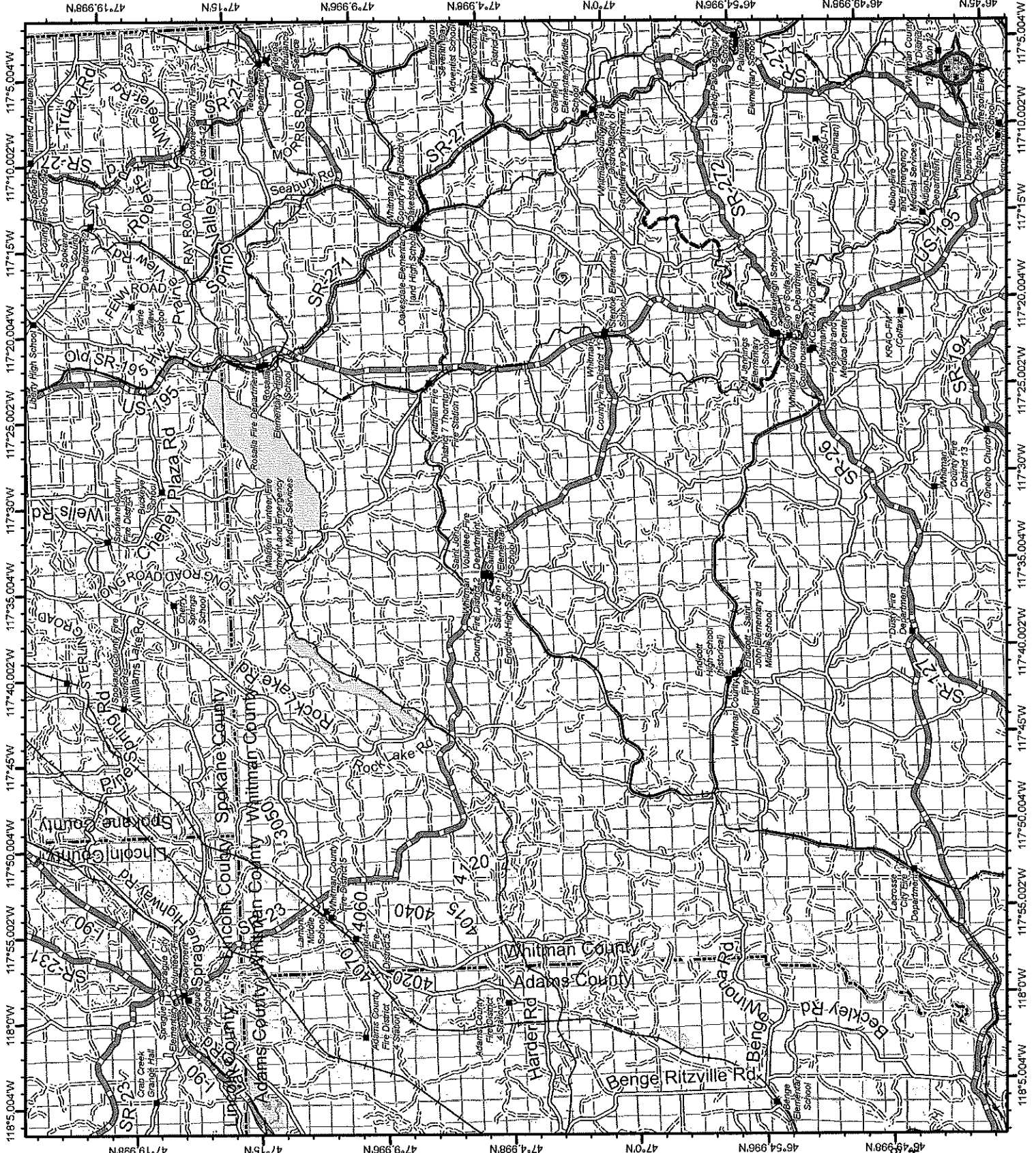
Please take the time to thank your folks for continuing to conduct themselves in a professional manner.

We appreciate it.  
The community appreciates it  
The profession counts on it.

# Colfax Complex WA-WFS-114 IAP Map

09/08/2020 Day Shift  
Perimeter as of: 09/07/20 @ 2200  
Approx: 8000 ac

-  Highway
-  Primary Road
-  Light-Duty Road
-  Unimproved Road
-  Railroad
-  Pipeline
-  Utility Line



David Winter  
09-01-20  
0027 Hours

Datum: North American 1983 HARN



<b>Medical Plan</b> (ICS 206)	<b>1. Incident Name</b> Colfax Complex	<b>2. Operational Period:</b>	Date From/To: 9/8/2020-9/8/2020 Time From/To: 0600-1800			
<b>3. Medical Aid Stations:</b>						
<b>Name</b>	<b>Location</b>	<b>Contact Number(s)/Frequency</b>	<b>Paramedics on Site?</b> <input type="checkbox"/> Yes <input type="checkbox"/> No			
			<input type="checkbox"/> Yes <input type="checkbox"/> No			
			<input type="checkbox"/> Yes <input type="checkbox"/> No			
<b>4. Transportation (indicate air or ground):</b>						
<b>Name</b>	<b>Location</b>	<b>Contact Number(s)/Frequency</b>	<b>Level of Service</b>			
Colfax ambulance	400 N. Mill St-Colfax	911	<input type="checkbox"/> ALS <input checked="" type="checkbox"/> BLS			
Rosalia	607 S Whitman Av-Rosalia	911	<input type="checkbox"/> ALS <input checked="" type="checkbox"/> BLS			
Garfield	113 N 3rd St.-Garfield	911	<input type="checkbox"/> ALS <input checked="" type="checkbox"/> BLS			
LaCrosse	107 S. Main Av-Lacrosse	911	<input type="checkbox"/> ALS <input checked="" type="checkbox"/> BLS			
Pullman Fire	620 S. Grand Av.-Pullman	911	<input checked="" type="checkbox"/> ALS <input type="checkbox"/> BLS			
Lifeflight		911	<input checked="" type="checkbox"/> ALS <input type="checkbox"/> BLS			
<b>5. Hospitals:</b>						
<b>Hospital Name</b>	<b>Address</b> Latitude/Longitude	<b>Contact</b> Number(s)/Frequency	<b>Travel Time</b> Air Ground	<b>Trama</b> Center	<b>Burn</b> Center	<b>Helipad</b>
Whitman Community	1200 W Fairview St #9579, Colfax, WA 99111	509 397-3435		<input type="checkbox"/> Yes Level: 1	<input type="checkbox"/> Yes <input type="checkbox"/> No	<input checked="" type="checkbox"/> Yes <input type="checkbox"/> No
Pullman Regional	835 SE Bishop Blvd, Pullman, WA 99163	509 332-2541		<input type="checkbox"/> Yes Level: 1	<input type="checkbox"/> Yes <input type="checkbox"/> No	<input checked="" type="checkbox"/> Yes <input type="checkbox"/> No
Gritman Medical Center	700 S Main St, Moscow, ID 83843	208 882-4511		<input type="checkbox"/> Yes Level: 3	<input type="checkbox"/> Yes <input type="checkbox"/> No	<input checked="" type="checkbox"/> Yes <input type="checkbox"/> No
Sacred Heart Med Center	101 W 8th Ave, Spokane, WA 99204	509.474-3131		<input checked="" type="checkbox"/> Yes Level: 3	<input checked="" type="checkbox"/> Yes <input type="checkbox"/> No	<input checked="" type="checkbox"/> Yes <input type="checkbox"/> No
Deaconess Medical Center	800 W 5th Ave, Spokane, WA 99204	509 458-5500		<input checked="" type="checkbox"/> Yes Level: __	<input type="checkbox"/> Yes <input type="checkbox"/> No	<input checked="" type="checkbox"/> Yes <input type="checkbox"/> No
				<input type="checkbox"/> Yes Level: __	<input type="checkbox"/> Yes <input type="checkbox"/> No	<input type="checkbox"/> Yes <input type="checkbox"/> No
<b>6. Special Medical Emergency Procedures:</b>						
<p>Identify crew EMTs on the line for each Division prior to engaging. In case of urgent situation, notify your supervisor and <b>follow the MEDICAL INCIDENT REPORT procedure on pages 118-119 in the 2018 IRPG</b>. Notify operations of needs and location on command channel. Operations will notify CWICC and base camp. Minimize radio traffic and maintain situational awareness.</p> <p><input type="checkbox"/> Check box if aviation assets are utilized for rescue. If assets are used, coordinate with Air Operations.</p>						
<b>7. Prepared by (Medical Unit Leader):</b>		Name:	Signature:			
<b>8. Approved by (Safety Officer):</b>		Name:	Signature:			



# MEDICAL PLAN (ICS 206 WF)

Controlled Unclassified Information//Basic

## Medical Incident Report

**FOR A NON-EMERGENCY INCIDENT, WORK THROUGH CHAIN OF COMMAND TO REPORT AND TRANSPORT INJURED PERSONNEL AS NECESSARY.**

**FOR A MEDICAL EMERGENCY: IDENTIFY ON SCENE INCIDENT COMMANDER BY NAME AND POSITION AND ANNOUNCE "MEDICAL EMERGENCY" TO INITIATE RESPONSE FROM IMT COMMUNICATIONS/DISPATCH.**

**Use the following items to communicate situation to communications/dispatch.**

**1. CONTACT COMMUNICATIONS / DISPATCH** (Verify correct frequency prior to starting report)

*Ex: "Communications, Div. Alpha. Stand-by for Emergency Traffic."*

**2. INCIDENT STATUS:** Provide incident summary (including number of patients) and command structure.

*Ex: "Communications, I have a Red priority patient, unconscious, struck by a falling tree. Requesting air ambulance to Forest Road 1 at (Lat./Long.) This will be the Trout Meadow Medical, IC is TFLD Jones. EMT Smith is providing medical care."*

Severity of Emergency / Transport Priority	<input type="checkbox"/> <b>RED / PRIORITY 1</b> Life or limb threatening injury or illness. Evacuation need is <b>IMMEDIATE</b> <i>Ex: Unconscious, difficulty breathing, bleeding severely, 2° – 3° burns more than 4 palm sizes, heat stroke, disoriented.</i> <input type="checkbox"/> <b>YELLOW / PRIORITY 2</b> Serious Injury or illness. Evacuation may be <b>DELAYED</b> if necessary. <i>Ex: Significant trauma, unable to walk, 2° – 3° burns not more than 1-3 palm sizes.</i> <input type="checkbox"/> <b>GREEN / PRIORITY 3</b> Minor Injury or illness. <b>Non-Emergency transport</b> <i>Ex: Sprains, strains, minor heat-related illness.</i>	
Nature of Injury or Illness & Mechanism of Injury		Brief Summary of Injury or Illness <i>(Ex: Unconscious, Struck by Falling Tree)</i>
Transport Request		Air Ambulance / Short Haul/Hoist Ground Ambulance / Other
Patient Location		Descriptive Location & Lat. / Long. (WGS84)
Incident Name		Geographic Name + "Medical" <i>(Ex: Trout Meadow Medical)</i>
On-Scene Incident Commander		Name of on-scene IC of Incident within an Incident <i>(Ex: TFLD Jones)</i>
Patient Care		Name of Care Provider <i>(Ex: EMT Smith)</i>

**3. INITIAL PATIENT ASSESSMENT:** Complete this section for each patient as applicable (start with the most severe patient)

Patient Assessment: See IRPG page 106

Treatment:

**4. TRANSPORT PLAN:**

Evacuation Location (if different): (Descriptive Location (drop point, intersection, etc.) or Lat. / Long.) Patient's ETA to Evacuation Location:

Helispot / Extraction Site Size and Hazards:

**5. ADDITIONAL RESOURCES / EQUIPMENT NEEDS:**

*Example: Paramedic/EMT, Crews, Immobilization Devices, AED, Oxygen, Trauma Bag, IV/Fluid(s), Splints, Rope rescue, Wheeled litter, HAZMAT, Extrication*

**6. COMMUNICATIONS: Identify State Air/Ground EMS Frequencies and Hospital Contacts as applicable**

Function	Channel Name/Number	Receive (RX)	Tone/NAC *	Transmit (TX)	Tone/NAC *
COMMAND					
AIR-TO-GRND					
TACTICAL					

**7. CONTINGENCY: Considerations:** If primary options fail, what actions can be implemented in conjunction with primary evacuation method? Be thinking ahead.

**8. ADDITIONAL INFORMATION:** Updates/Changes, etc.

**REMEMBER:** Confirm ETA's of resources ordered. Act according to your level of training. Be Alert. Keep Calm. Think Clearly. Act Decisively.