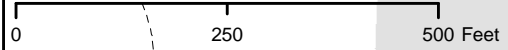


Apalachicola National Forest RCW Assessment

Cluster 100.01

Total Cavity Tree Count 10

- | | | | |
|-------------------|--------------|----------------------|------------------------|
| RCW Tree (Status) | ◇ Unsuitable | RCW Cluster (Status) | Unsuitable RCW habitat |
| ● Active | ○ NA | ▭ Active | ■ Non Pine |
| ○ Inactive | ✚ Unknown | ▭ Inactive | ▨ Young Pine |
| ■ Recruitment | ✕ Non Extant | ▭ Recruitment | ■ Private Land |

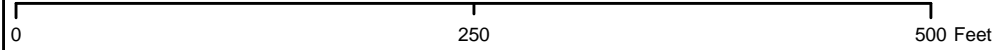
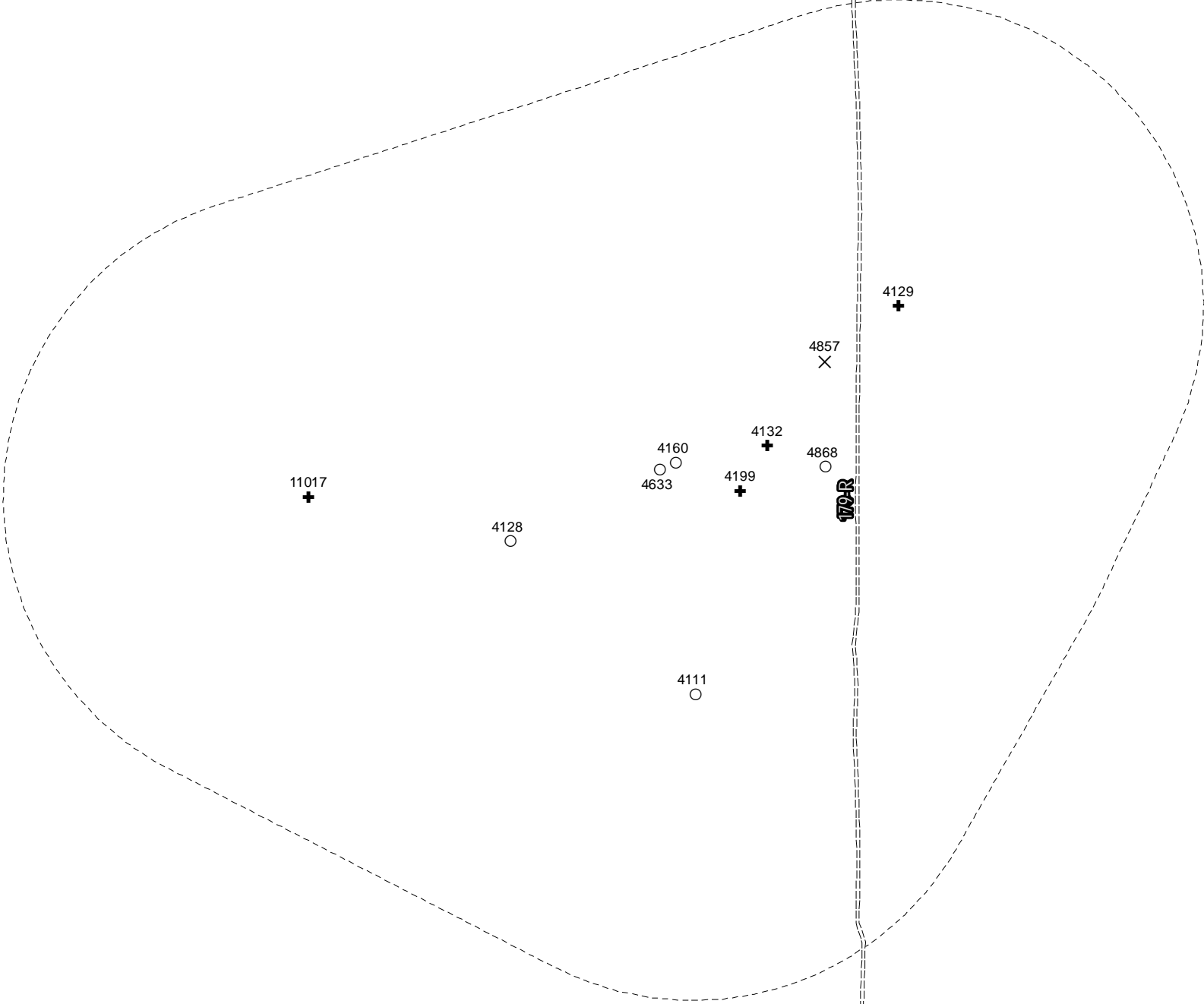


Apalachicola National Forest RCW Assessment

Cluster 100.03

Total Cavity Tree Count 10

- | | | | |
|---------------|--------------|---------------|----------------|
| ● Active | ◇ Unsuitable | ▭ Active | ■ Private Land |
| ○ Inactive | ○ NA | ▭ Inactive | ▨ Young Pine |
| ■ Recruitment | ⊕ Unknown | ▭ Recruitment | |
| | × Non Extant | | |

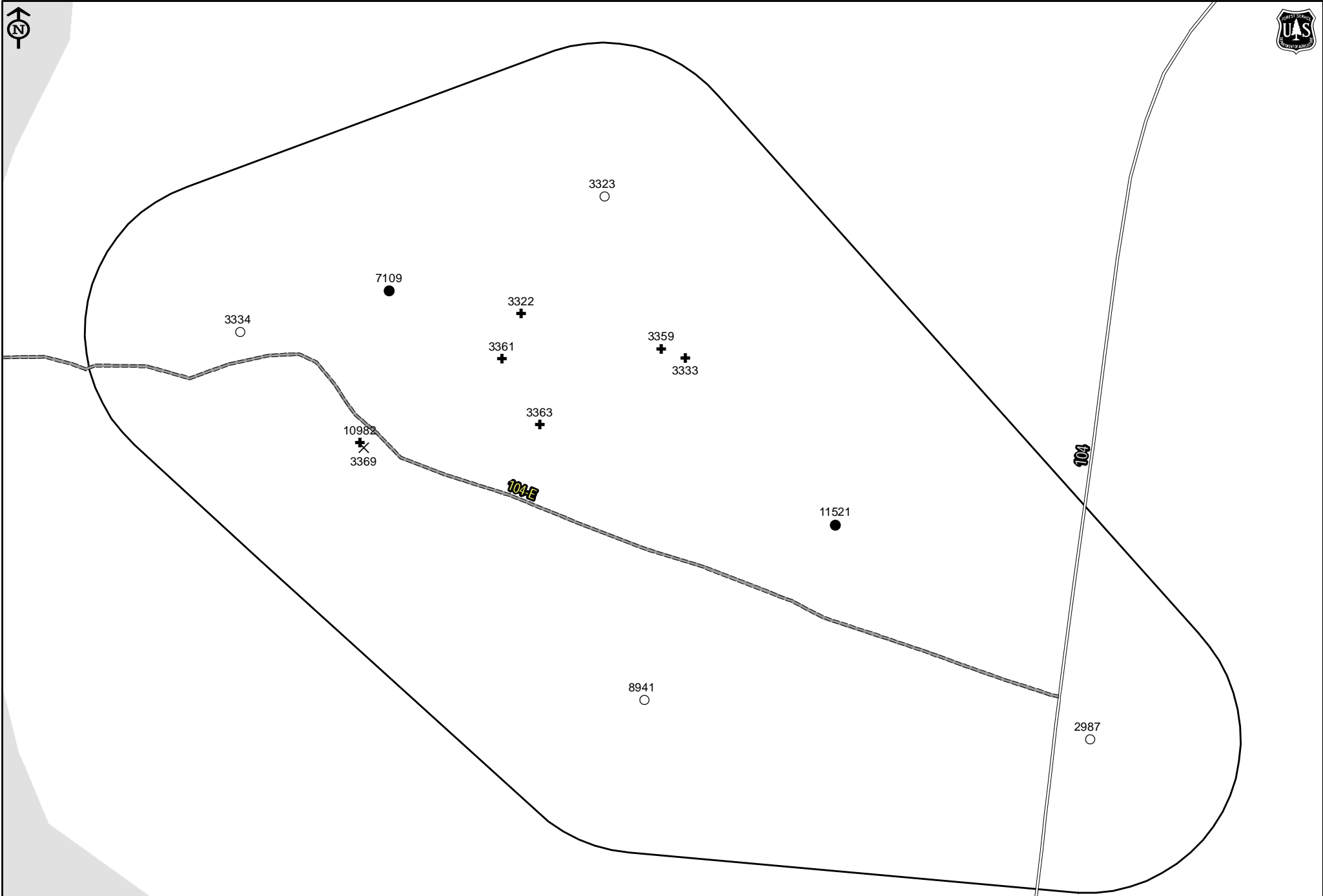


Apalachicola National Forest RCW Assessment

Cluster 101.01

Total Cavity Tree Count **13**

- | | | | |
|-------------------|--------------|----------------------|------------------------|
| RCW Tree (Status) | ◇ Unsuitable | RCW Cluster (Status) | Unsuitable RCW habitat |
| ● Active | ○ NA | ▭ Active | ■ Non Pine |
| ○ Inactive | ✚ Unknown | ▭ Inactive | ● Young Pine |
| ■ Recruitment | ✕ Non Extant | ▭ Recruitment | ■ Private Land |



0 250 500 Feet

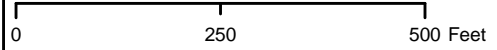
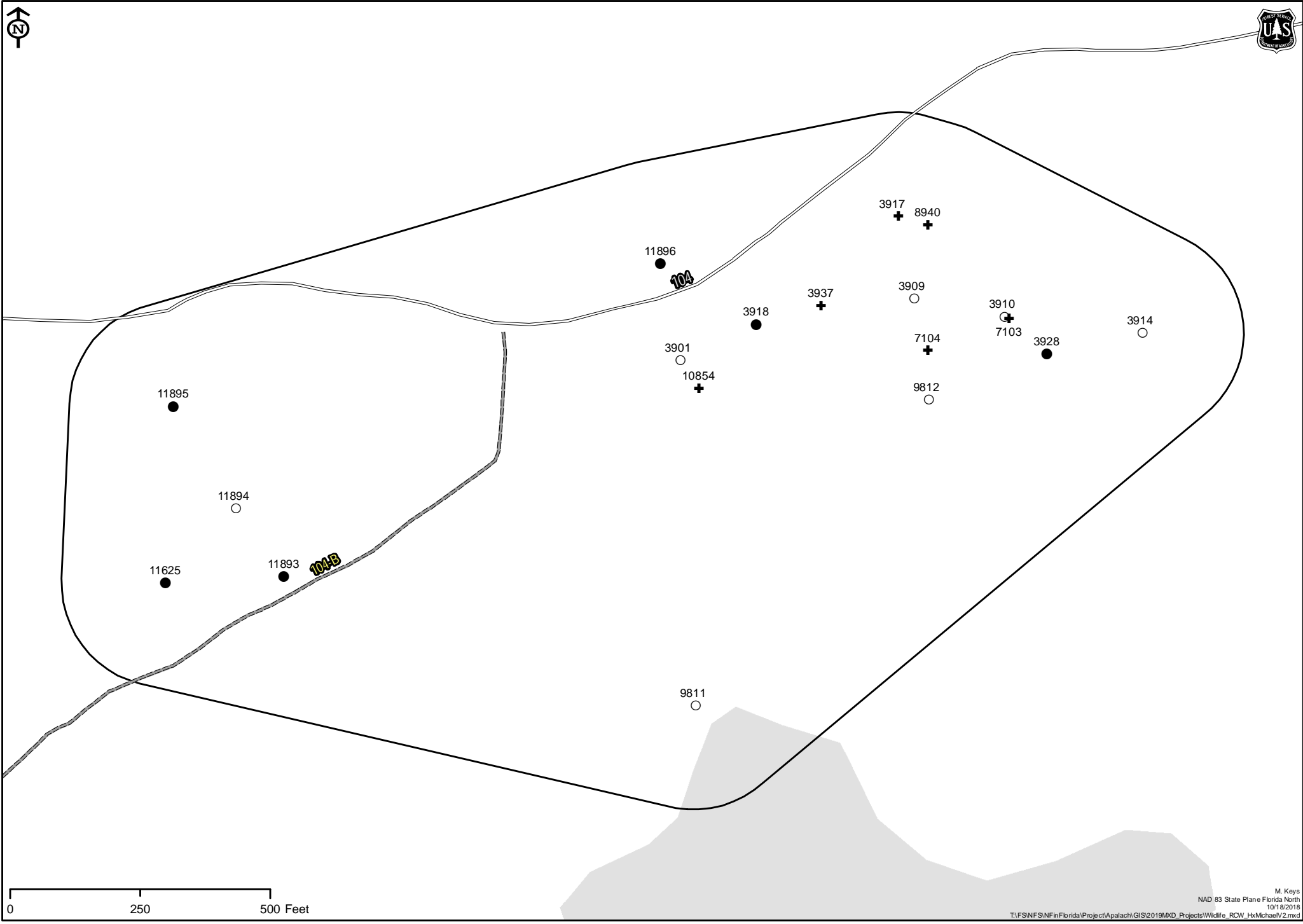
Apalachicola National Forest RCW Assessment

Cluster 101.02

Total Cavity Tree Count

19

- | | | | |
|---------------|--------------|---------------|----------------|
| ● Active | ◇ Unsuitable | ▭ Active | ■ Private Land |
| ○ Inactive | ○ NA | ▭ Inactive | ▨ Young Pine |
| ■ Recruitment | ✚ Unknown | ▭ Recruitment | |
| | ✕ Non Extant | | |



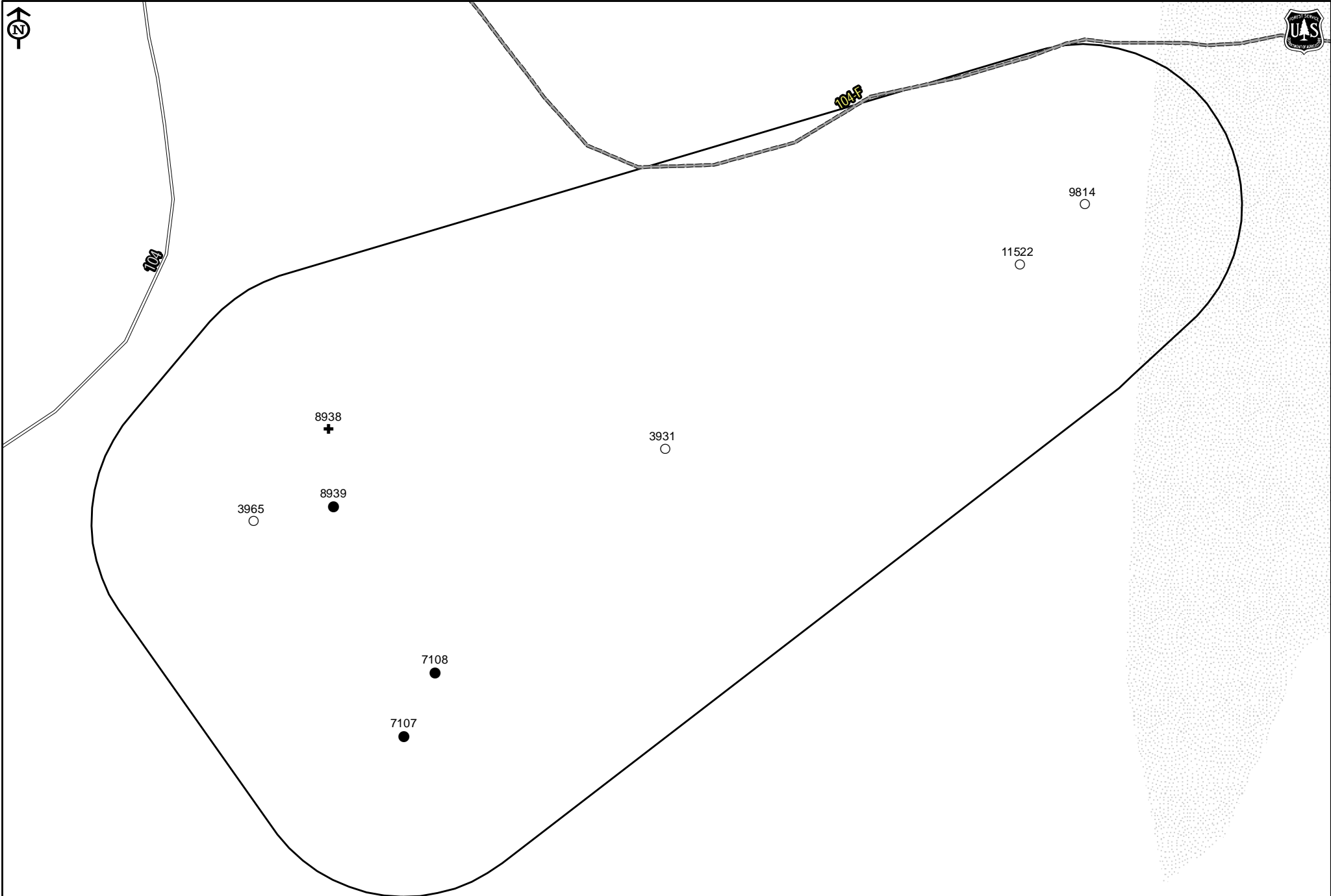
Apalachicola National Forest RCW Assessment

Cluster 101.03

Total Cavity Tree Count

8

- | | | | |
|---------------|--------------|---------------|----------------|
| ● Active | ◇ Unsuitable | ▭ Active | ■ Private Land |
| ○ Inactive | ○ NA | ▭ Inactive | ▨ Young Pine |
| ■ Recruitment | ✚ Unknown | ▭ Recruitment | |
| | ✕ Non Extant | | |



0 250 500 Feet

Apalachicola National Forest RCW Assessment

Cluster 101.04

Total Cavity Tree Count **21**

- | | | | |
|---------------|--------------|---------------|--------------------------|
| ● Active | ◇ Unsuitable | ▭ Active | ■ Unsuitable RCW habitat |
| ○ Inactive | ○ NA | ▭ Inactive | ■ Non Pine |
| ■ Recruitment | ✚ Unknown | ▭ Recruitment | ■ Young Pine |
| | ✕ Non Extant | | ■ Private Land |



0 250 500 Feet

Apalachicola National Forest RCW Assessment

Cluster 102.02

Total Cavity Tree Count 13

- | | | | |
|---------------|--------------|---------------|--------------------------|
| ● Active | ◇ Unsuitable | ▭ Active | ■ Unsuitable RCW habitat |
| ○ Inactive | ○ NA | ▭ Inactive | ■ Non Pine |
| ■ Recruitment | ⊕ Unknown | ▭ Recruitment | ■ Young Pine |
| | × Non Extant | | ■ Private Land |



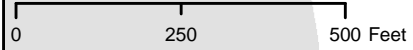
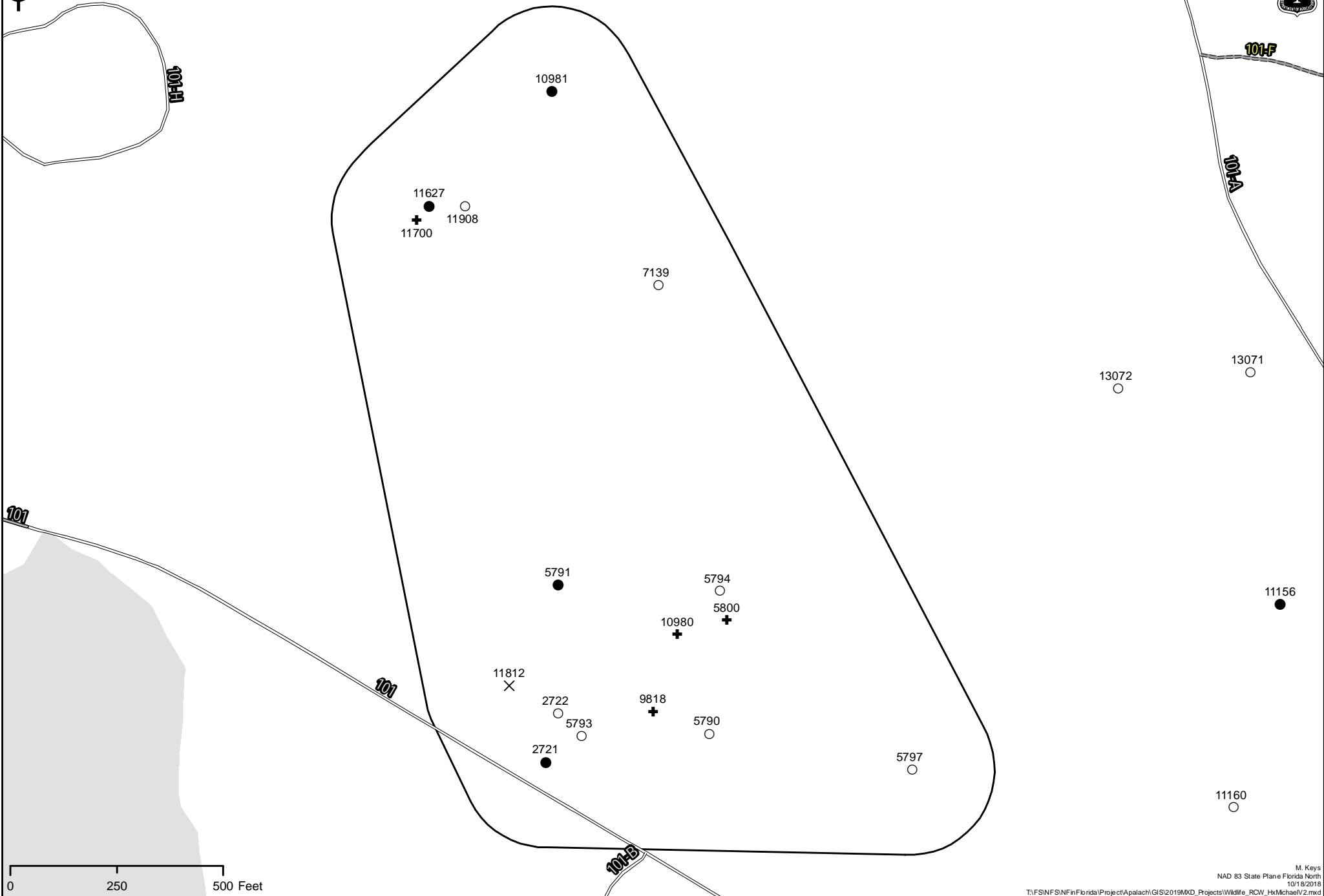
0 250 500 Feet

Apalachicola National Forest RCW Assessment

Cluster 102.03

Total Cavity Tree Count **16**

- | | | | |
|---------------|--------------|---------------|----------------|
| ● Active | ◇ Unsuitable | ▭ Active | ■ Private Land |
| ○ Inactive | ○ NA | ▭ Inactive | ▨ Young Pine |
| ■ Recruitment | ✦ Unknown | ▭ Recruitment | |
| | ✕ Non Extant | | |


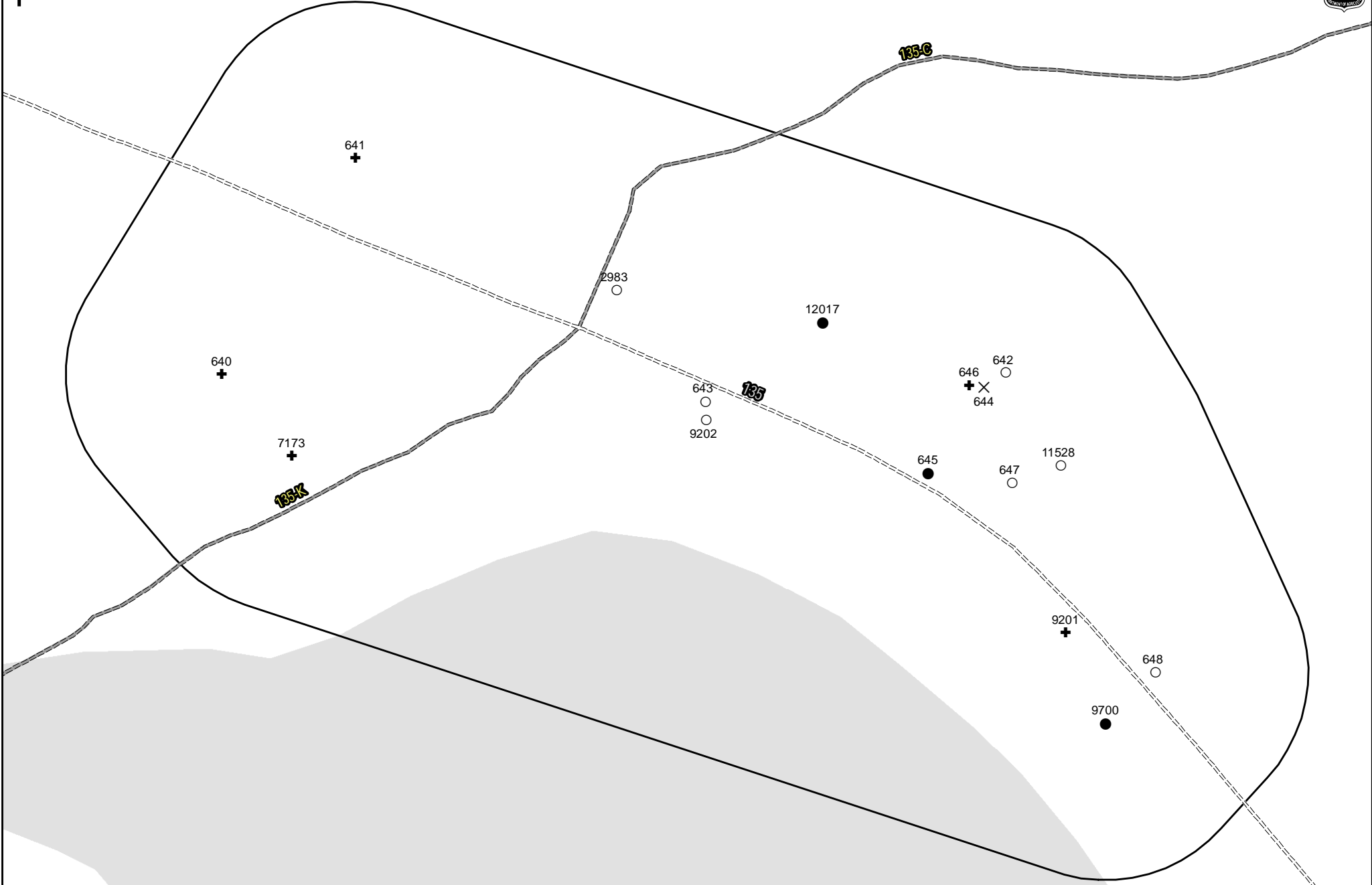


Apalachicola National Forest RCW Assessment

Cluster 104.06

Total Cavity Tree Count 16

- | | | | |
|-------------------|--------------|----------------------|------------------------|
| RCW Tree (Status) | ◇ Unsuitable | RCW Cluster (Status) | Unsuitable RCW habitat |
| ● Active | ○ NA | ▭ Active | ■ Non Pine |
| ○ Inactive | ✚ Unknown | ▭ Inactive | ▨ Young Pine |
| ■ Recruitment | ✕ Non Extant | ▭ Recruitment | ■ Private Land |



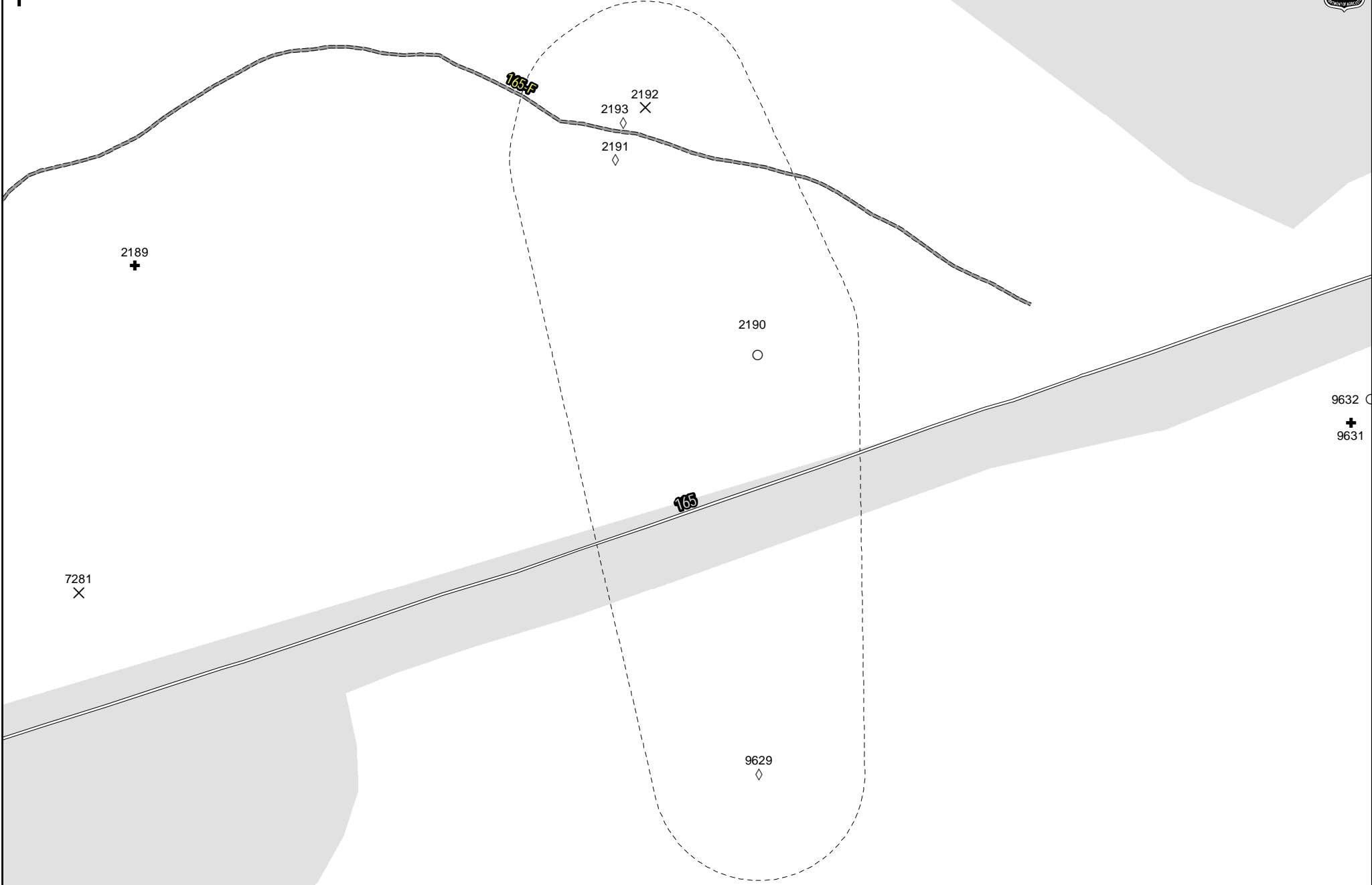
Apalachicola National Forest RCW Assessment

Cluster 104.09

Total Cavity Tree Count

5

- | | | | |
|---------------|--------------|---------------|--------------------------|
| ● Active | ◇ Unsuitable | ▭ Active | ■ Unsuitable RCW habitat |
| ○ Inactive | ○ NA | ▭ Inactive | ■ Non Pine |
| ■ Recruitment | ✦ Unknown | ▭ Recruitment | ■ Young Pine |
| | ✕ Non Extant | | ■ Private Land |




0 250 500 Feet

Apalachicola National Forest RCW Assessment

Cluster 105.04

Total Cavity Tree Count **14**

- | | | | |
|-------------------|--------------|----------------------|------------------------|
| RCW Tree (Status) | ◇ Unsuitable | RCW Cluster (Status) | Unsuitable RCW habitat |
| ● Active | ○ NA | ▭ Active | ■ Non Pine |
| ○ Inactive | ✚ Unknown | ▭ Inactive | ▨ Young Pine |
| ■ Recruitment | ✕ Non Extant | ▭ Recruitment | ■ Private Land |



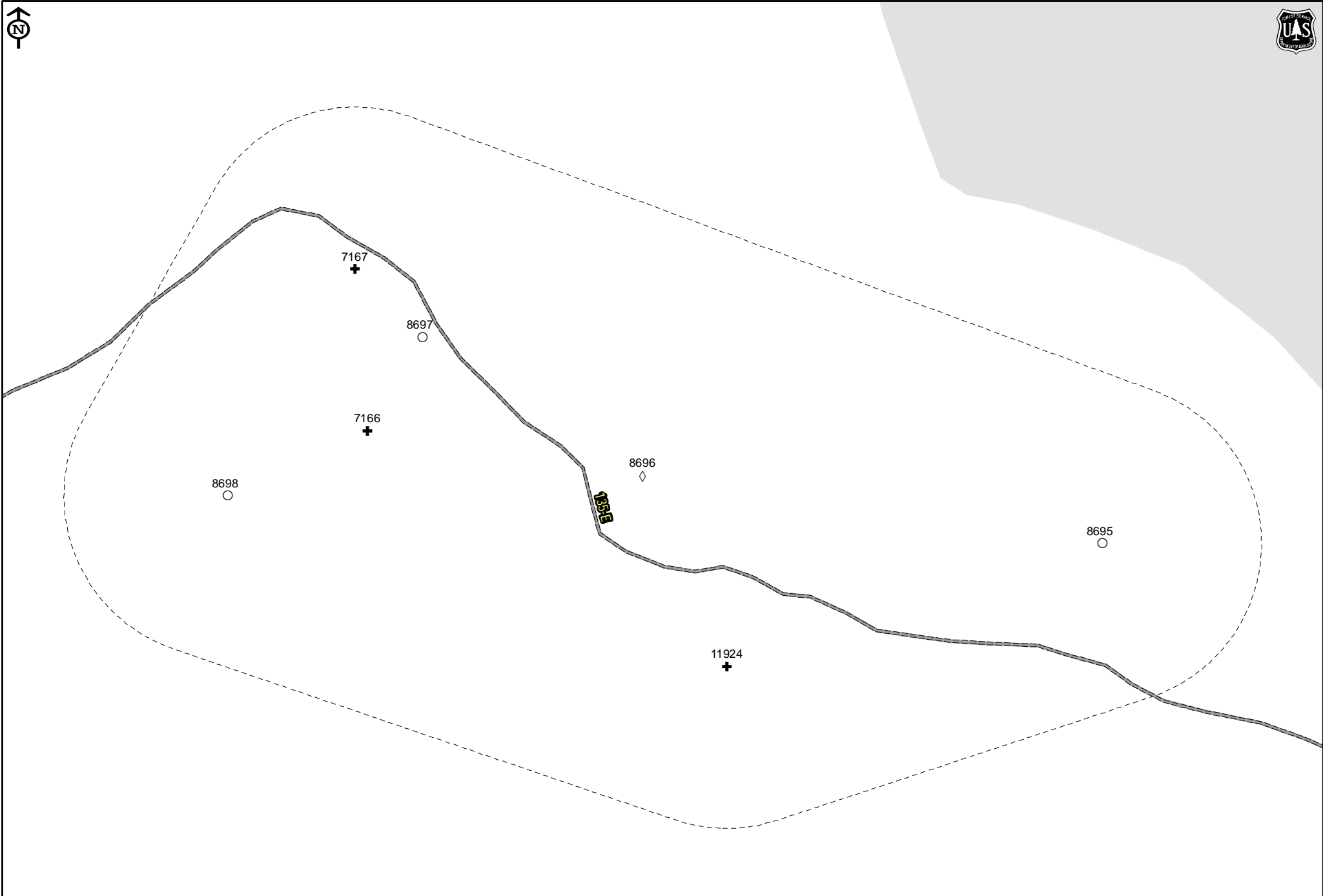
Apalachicola National Forest RCW Assessment

Cluster 105.05

Total Cavity Tree Count

7

- | | | | |
|---------------|--------------|---------------|----------------|
| ● Active | ◇ Unsuitable | ▭ Active | ■ Private Land |
| ○ Inactive | ○ NA | ▭ Inactive | ▨ Non Pine |
| ■ Recruitment | ✚ Unknown | ▭ Recruitment | ▨ Young Pine |
| | ✕ Non Extant | | |



0 250 500 Feet


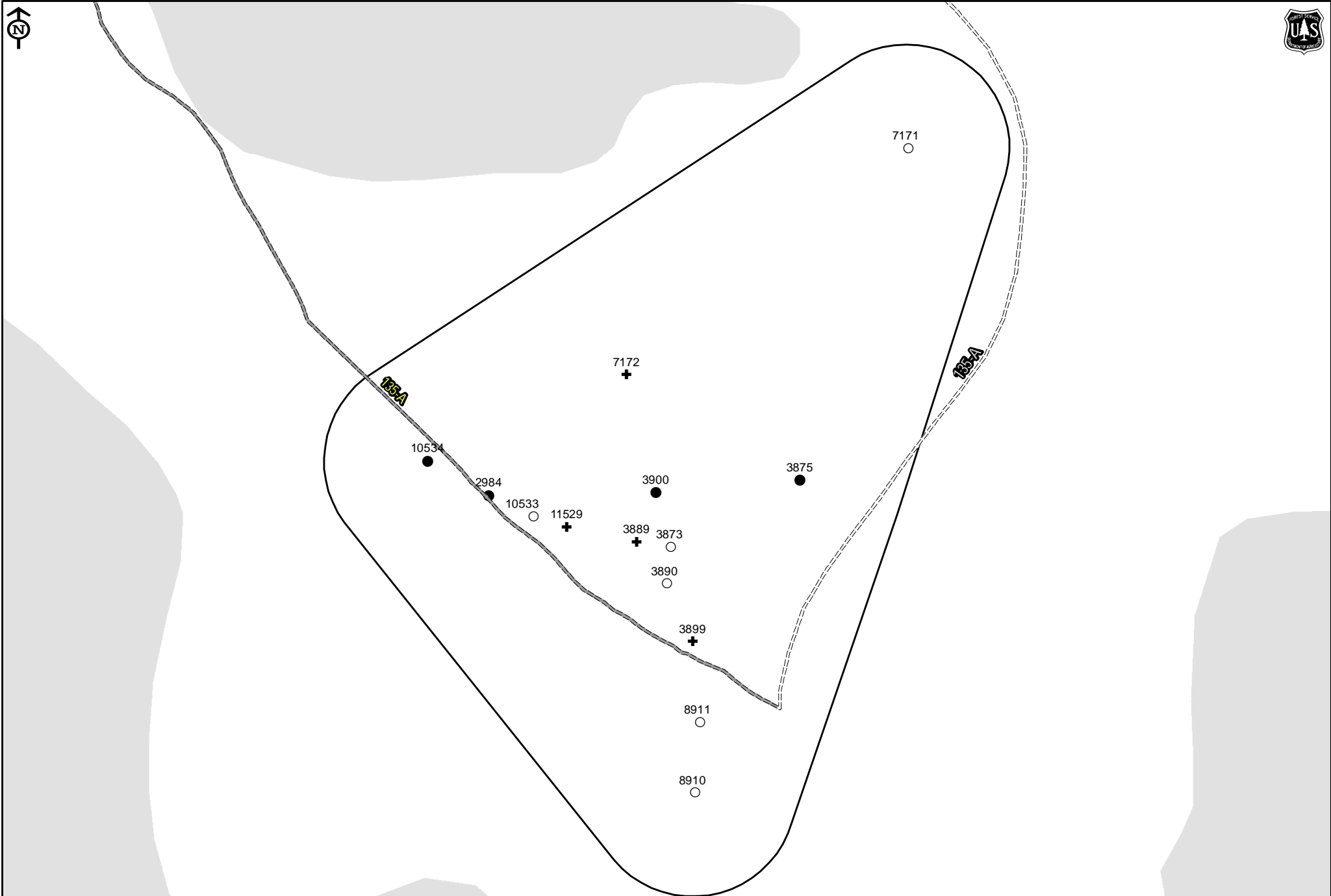
Apalachicola National Forest RCW Assessment

Cluster 105.06

Total Cavity Tree Count

14

- | | | | |
|---------------|--------------|---------------|----------------|
| ● Active | ◇ Unsuitable | ▭ Active | ■ Private Land |
| ○ Inactive | ○ NA | ▭ Inactive | ▨ Young Pine |
| ■ Recruitment | ✚ Unknown | ▭ Recruitment | |
| | ✕ Non Extant | | |

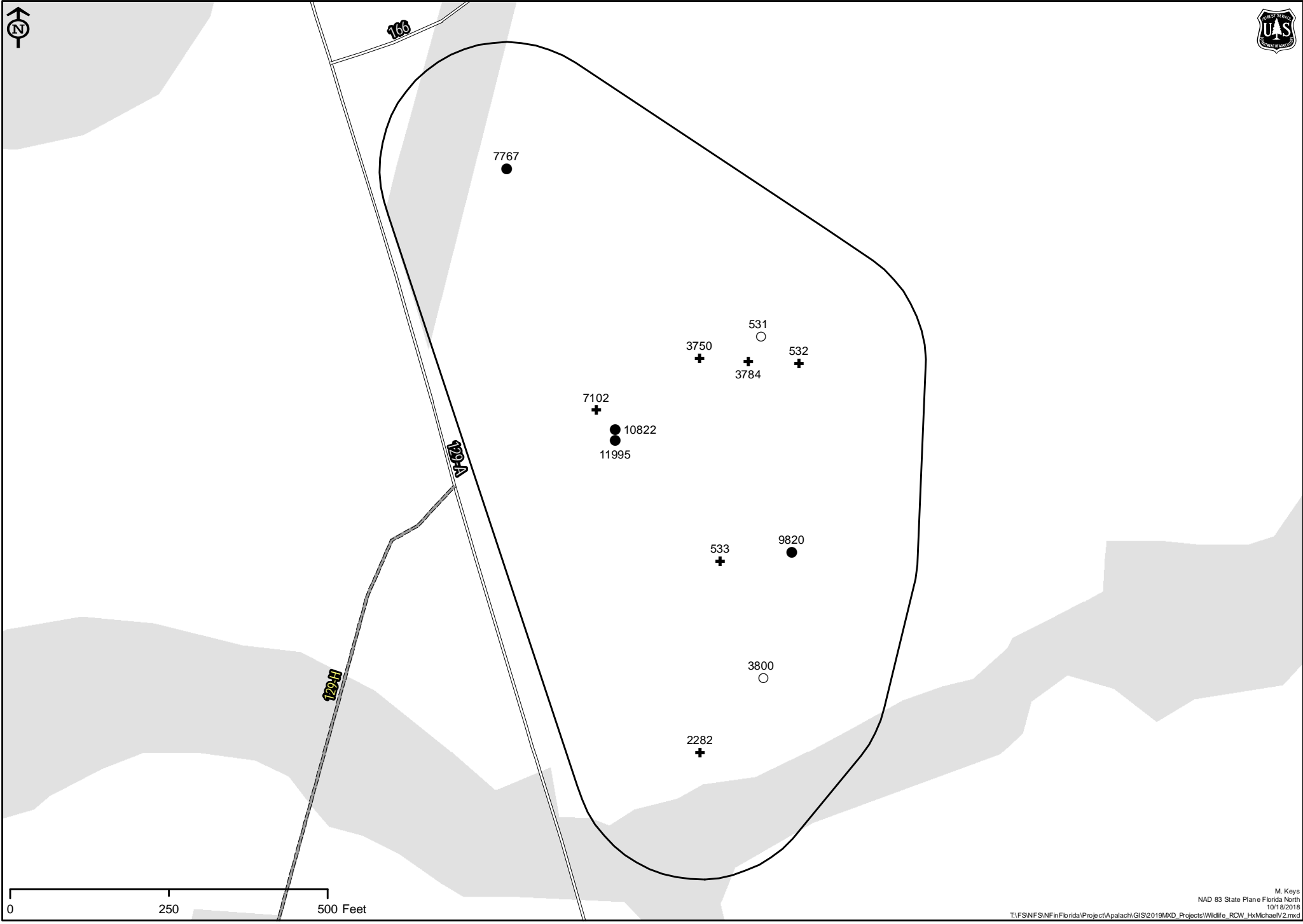


Apalachicola National Forest RCW Assessment

Cluster 106.03

Total Cavity Tree Count 12

- | | | | |
|---------------|--------------|---------------|--------------------------|
| ● Active | ◇ Unsuitable | ▭ Active | ■ Unsuitable RCW habitat |
| ○ Inactive | ○ NA | ▭ Inactive | ■ Non Pine |
| ■ Recruitment | ✚ Unknown | ▭ Recruitment | ■ Young Pine |
| | ✕ Non Extant | | ■ Private Land |



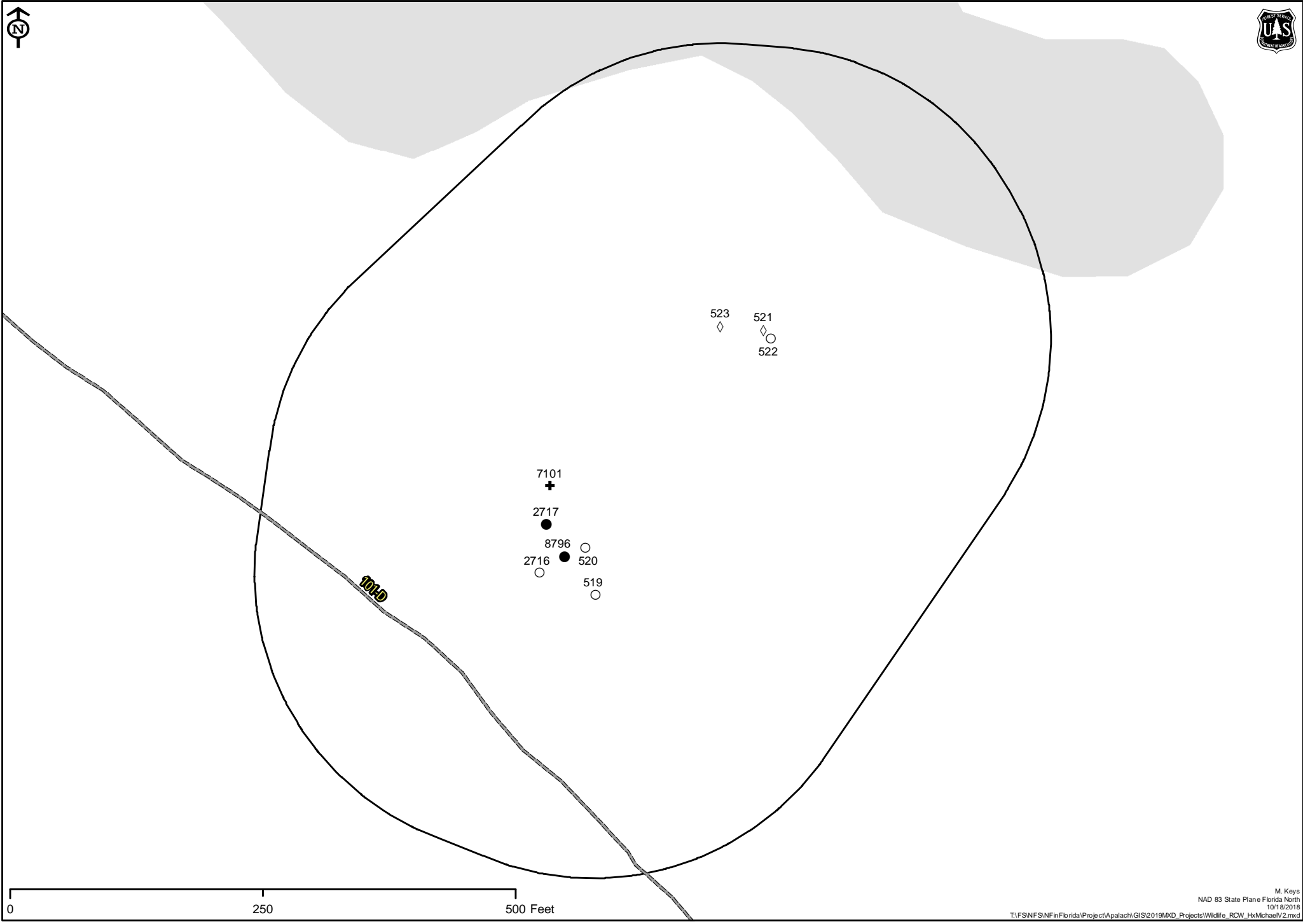
Apalachicola National Forest RCW Assessment

Cluster 106.04

Total Cavity Tree Count

9

- | | | | |
|---------------|--------------|---------------|----------------|
| ● Active | ◇ Unsuitable | ▭ Active | ■ Private Land |
| ○ Inactive | ○ NA | ▭ Inactive | ▨ Non Pine |
| ■ Recruitment | ✚ Unknown | ▭ Recruitment | ▨ Young Pine |
| | ✕ Non Extant | | |



7101
✚
2717
●
8796 ○
2716 ○
520 ●
519 ○

523
◇
521
◇
522
○

0 250 500 Feet

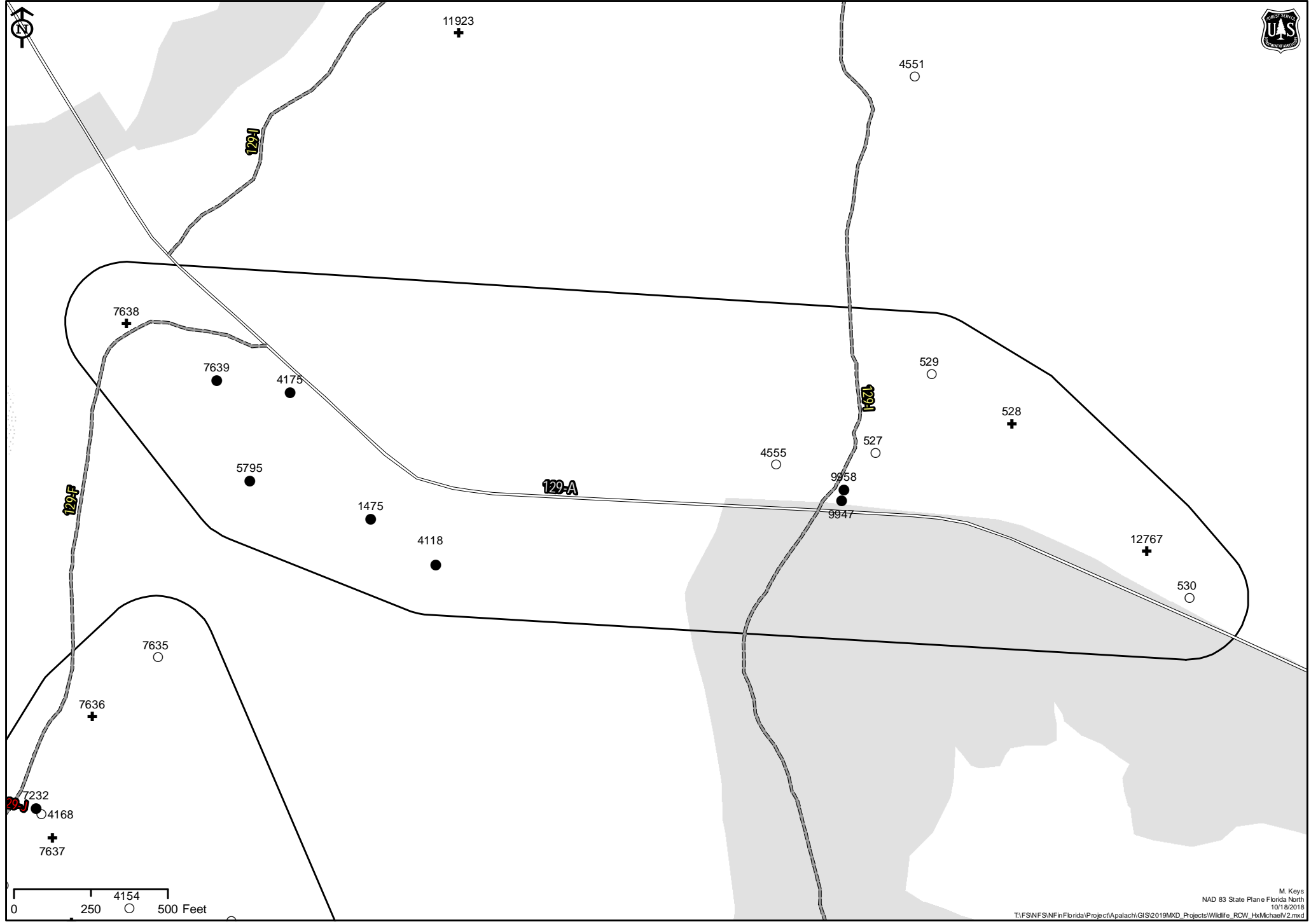
Apalachicola National Forest RCW Assessment

Cluster 106.06

Total Cavity Tree Count

14

- | | | | |
|---------------|--------------|---------------|--------------------------|
| ● Active | ◇ Unsuitable | ▭ Active | ■ Unsuitable RCW habitat |
| ○ Inactive | ○ NA | ▭ Inactive | ■ Non Pine |
| ■ Recruitment | ✚ Unknown | ▭ Recruitment | ■ Young Pine |
| | ✕ Non Extant | | ■ Private Land |

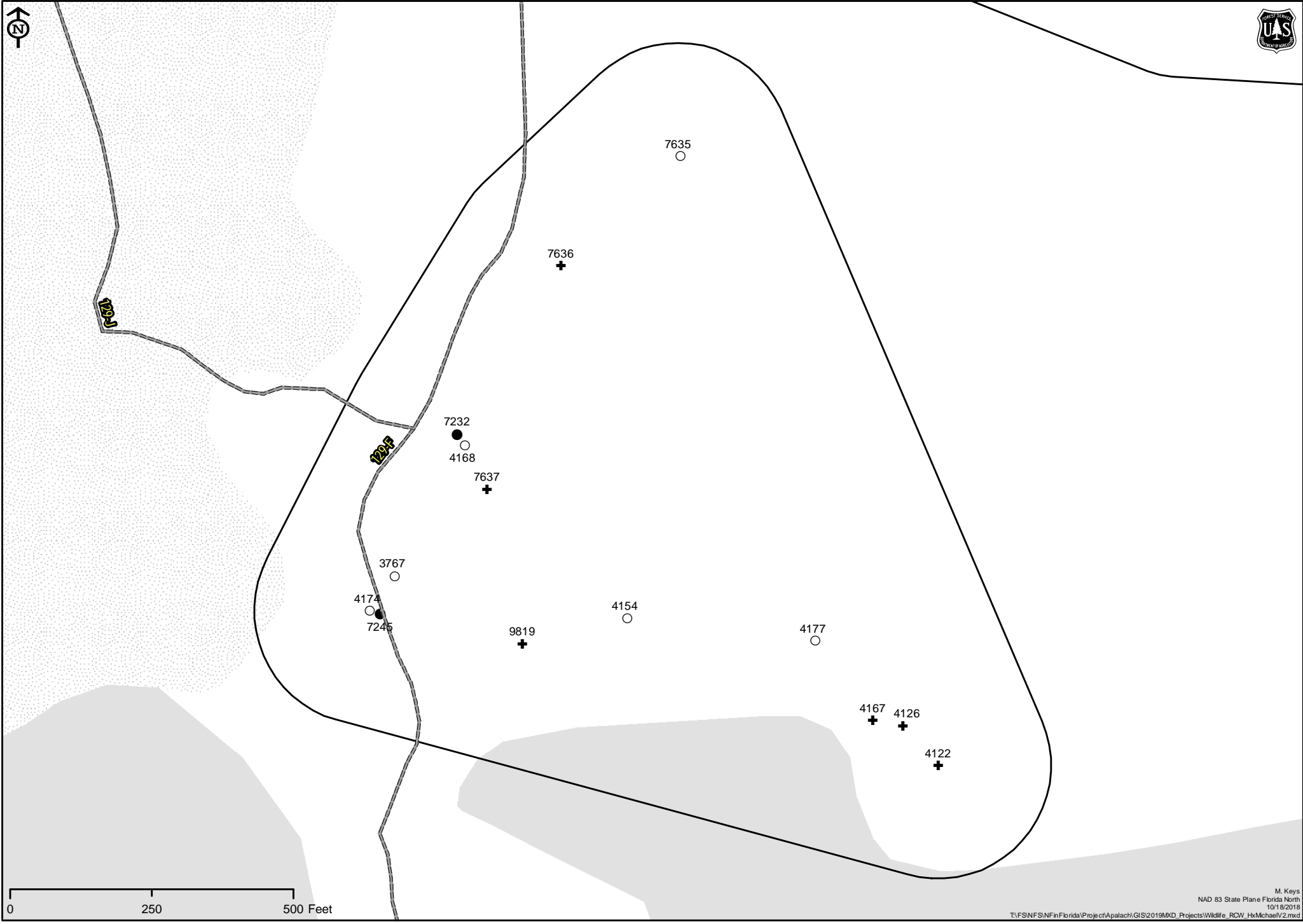


Apalachicola National Forest RCW Assessment

Cluster 107.01

Total Cavity Tree Count **14**

- | | | | |
|---------------|--------------|---------------|----------------|
| ● Active | ◇ Unsuitable | ▭ Active | ■ Private Land |
| ○ Inactive | ○ NA | ▭ Inactive | ▨ Young Pine |
| ■ Recruitment | ✚ Unknown | ▭ Recruitment | |
| | ✕ Non Extant | | |



0 250 500 Feet

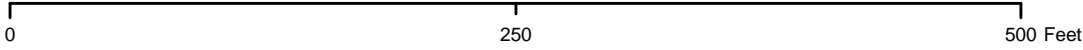
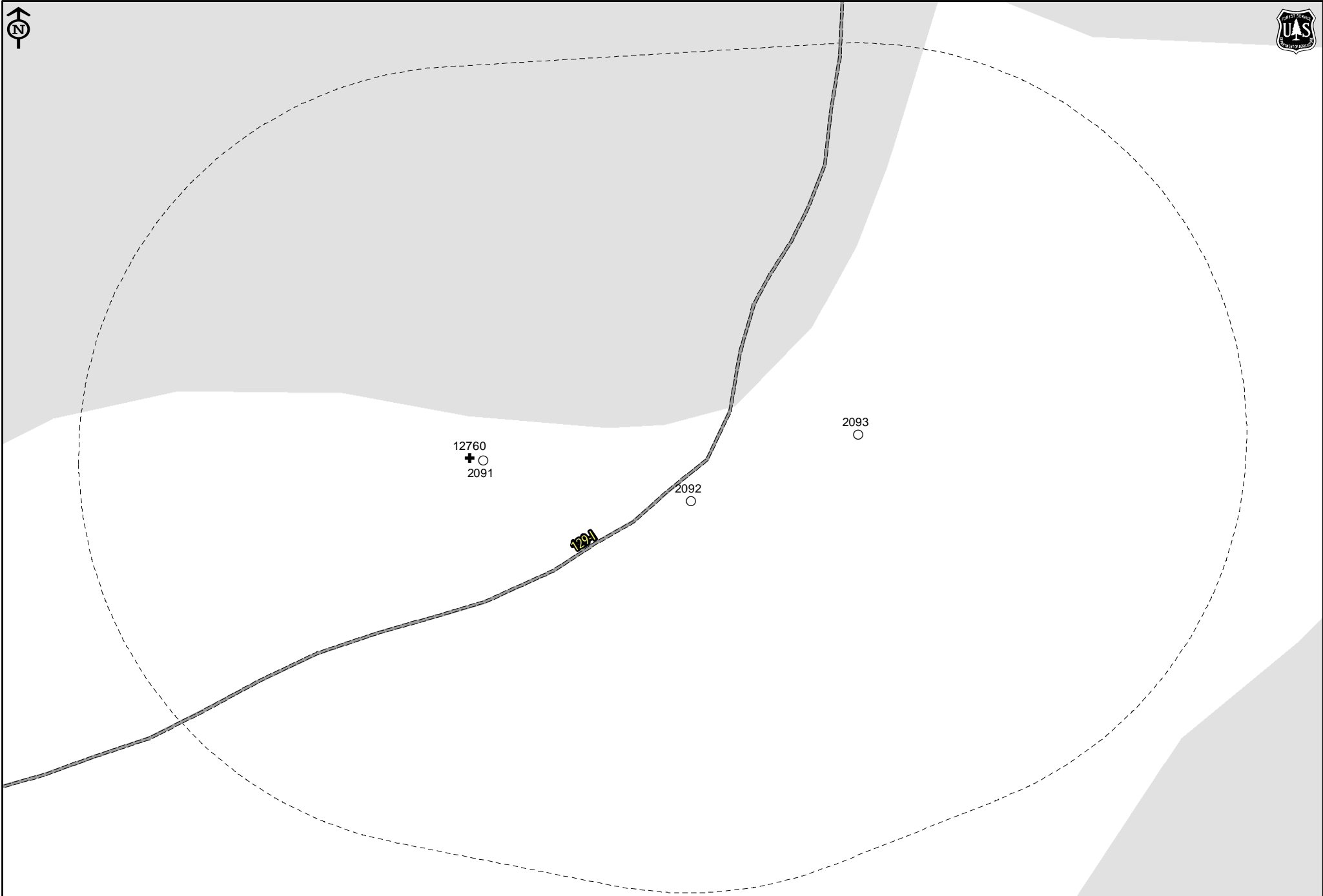
Apalachicola National Forest RCW Assessment

Cluster 107.03

Total Cavity Tree Count

4

- | | | | |
|---------------|--------------|---------------|--------------------------|
| ● Active | ◇ Unsuitable | ▭ Active | ■ Unsuitable RCW habitat |
| ○ Inactive | ○ NA | ▭ Inactive | ■ Non Pine |
| ■ Recruitment | ✚ Unknown | ▭ Recruitment | ■ Young Pine |
| | ✕ Non Extant | | ■ Private Land |



Apalachicola National Forest RCW Assessment

Cluster 11.02

Total Cavity Tree Count **19**

- | | | | |
|---------------|--------------|---------------|----------------|
| ● Active | ◇ Unsuitable | ▭ Active | ■ Private Land |
| ○ Inactive | ○ NA | ▭ Inactive | ▨ Non Pine |
| ■ Recruitment | ✚ Unknown | ▭ Recruitment | ▨ Young Pine |
| | ✕ Non Extant | | |



105-08



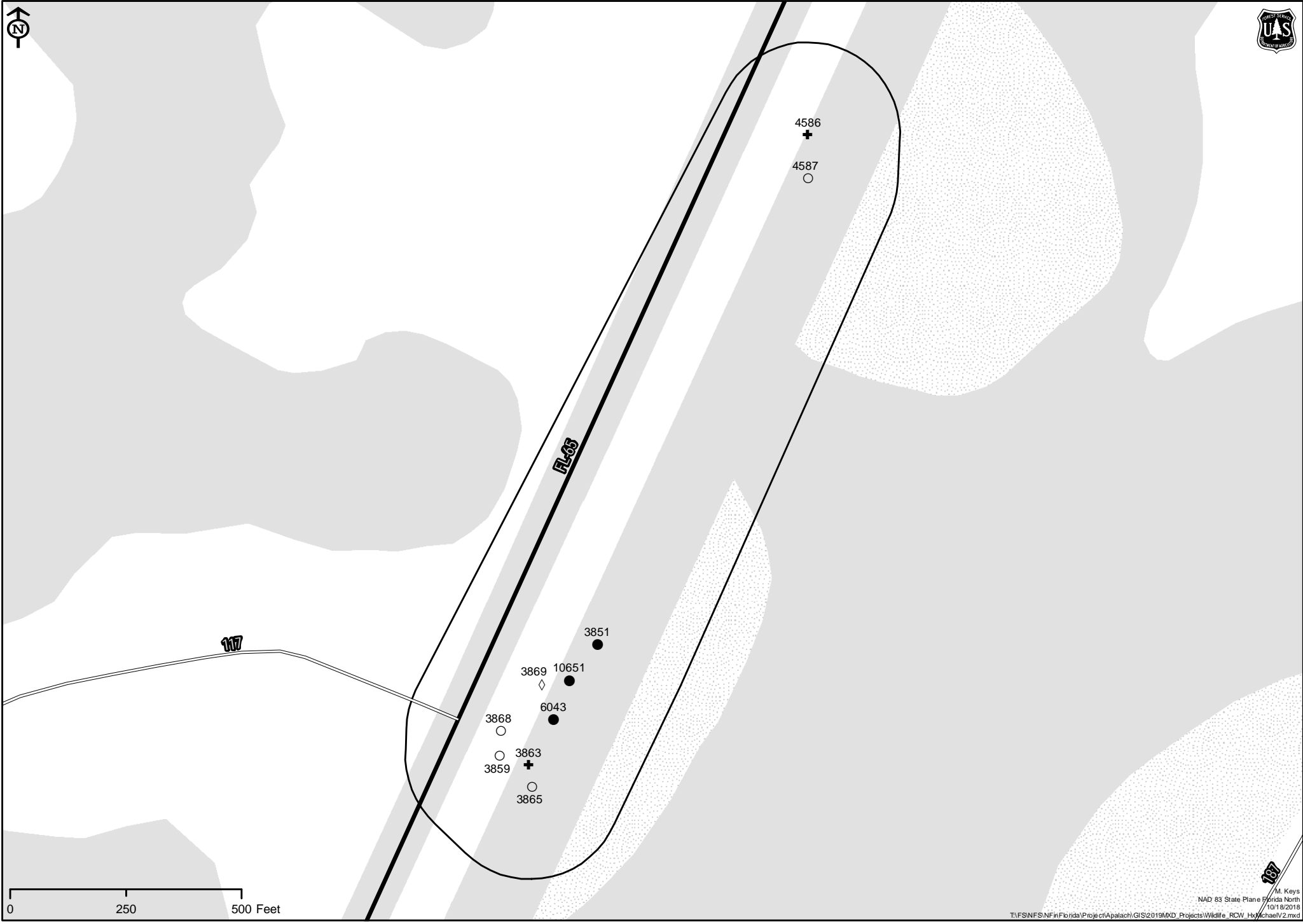
0 250 500 Feet

Apalachicola National Forest RCW Assessment

Cluster 11.09

Total Cavity Tree Count 10

- | | | | |
|---------------|--------------|---------------|--------------------------|
| ● Active | ◇ Unsuitable | ▭ Active | ■ Unsuitable RCW habitat |
| ○ Inactive | ○ NA | ▭ Inactive | ■ Non Pine |
| ■ Recruitment | ✦ Unknown | ▭ Recruitment | ■ Young Pine |
| | ✦ Non Extant | | ■ Private Land |



0 250 500 Feet

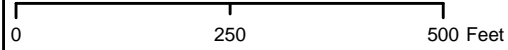
Apalachicola National Forest RCW Assessment

Cluster 111.01

Total Cavity Tree Count

22

- | | | | |
|---------------|--------------|---------------|--------------------------|
| ● Active | ◇ Unsuitable | ▭ Active | ■ Unsuitable RCW habitat |
| ○ Inactive | ○ NA | ▭ Inactive | ■ Non Pine |
| ■ Recruitment | ✚ Unknown | ▭ Recruitment | ■ Young Pine |
| | ✕ Non Extant | | ■ Private Land |



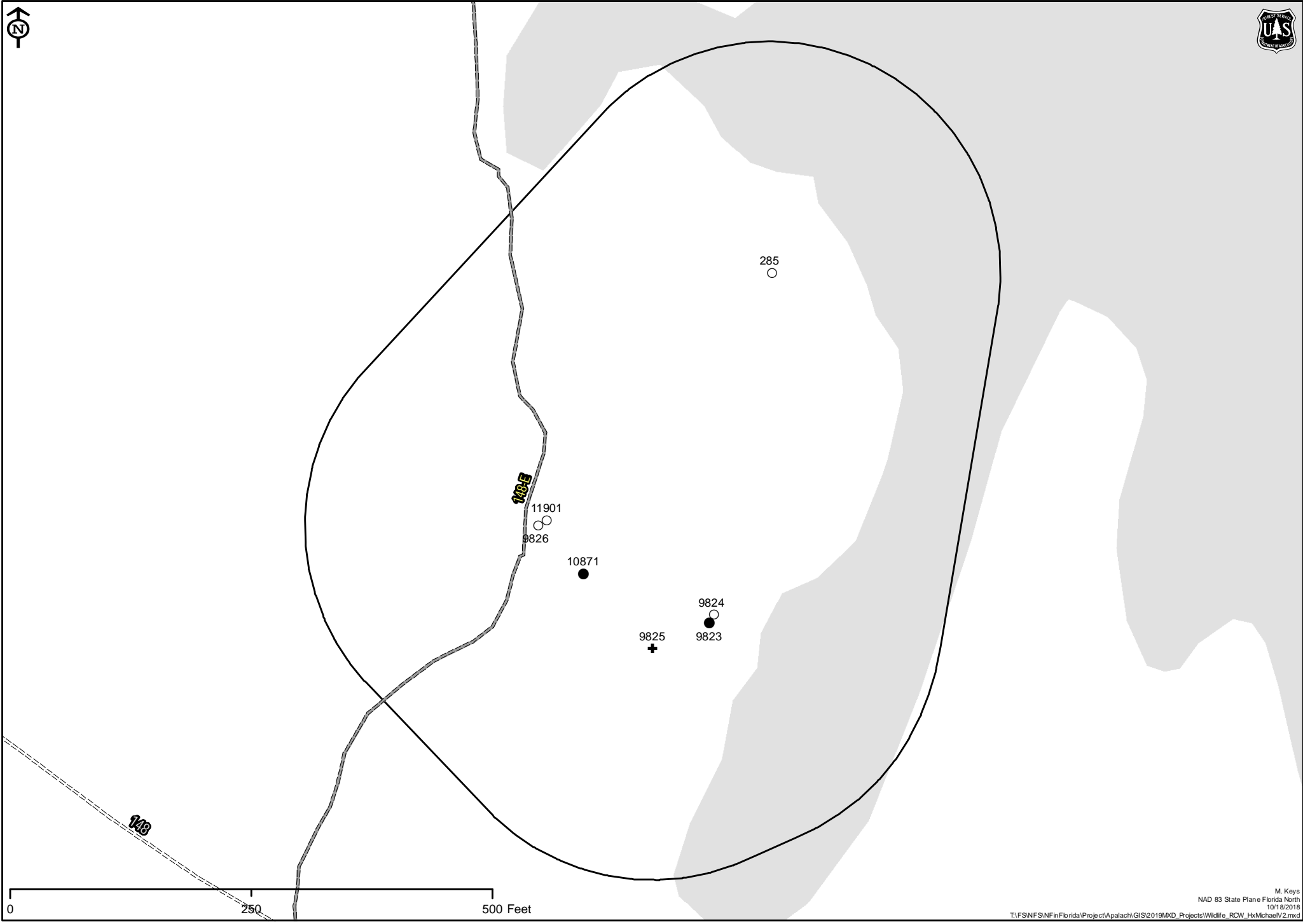
Apalachicola National Forest RCW Assessment

Cluster 111.02

Total Cavity Tree Count

7

- | | | | |
|-------------------|--------------|----------------------|------------------------|
| RCW Tree (Status) | ◇ Unsuitable | RCW Cluster (Status) | Unsuitable RCW habitat |
| ● Active | ○ NA | ▭ Active | ■ Non Pine |
| ○ Inactive | ✚ Unknown | ▭ Inactive | ▨ Young Pine |
| ■ Recruitment | ✕ Non Extant | ▭ Recruitment | ■ Private Land |



0 250 500 Feet

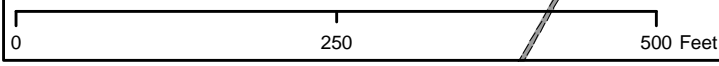
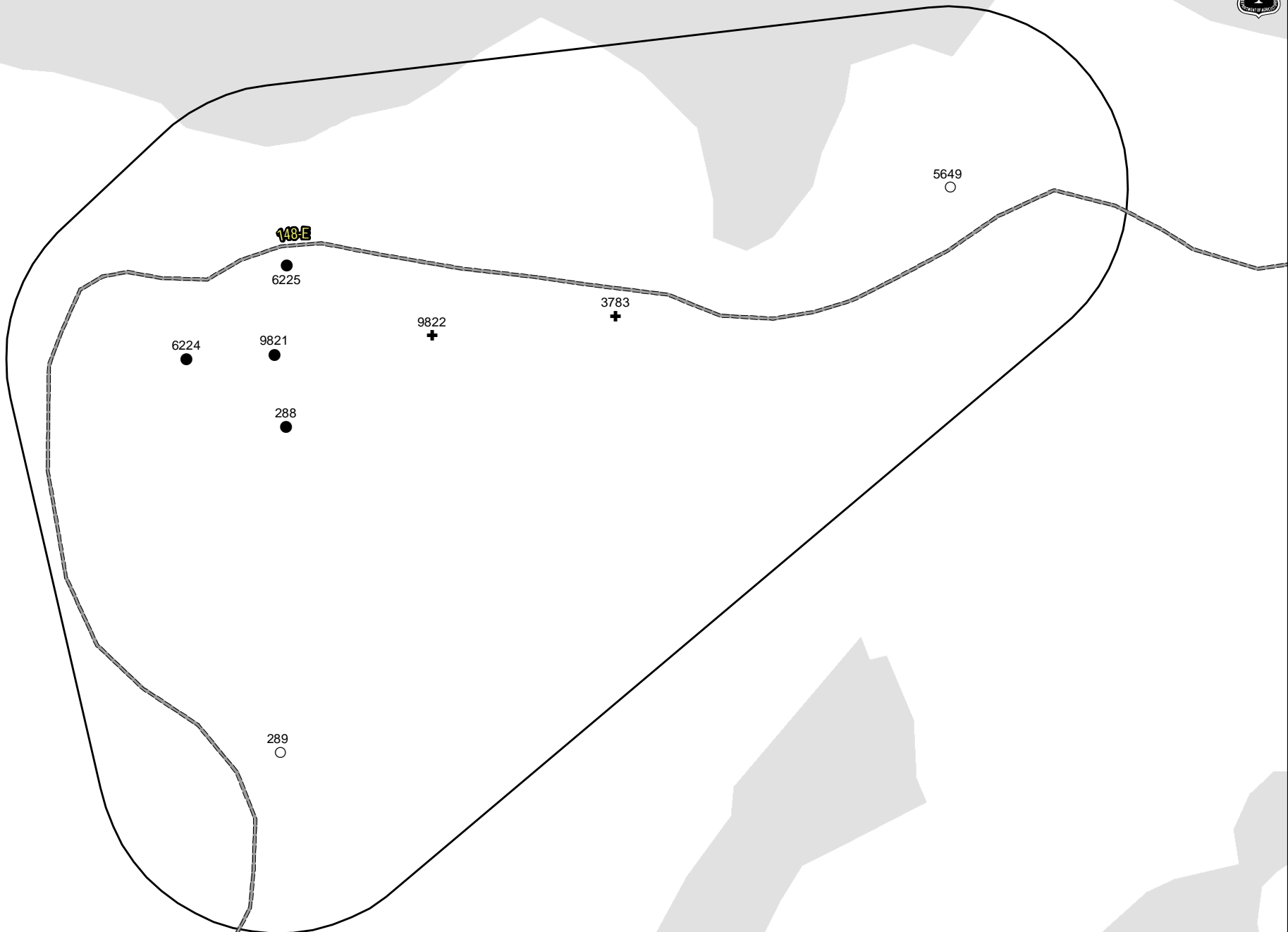
Apalachicola National Forest RCW Assessment

Cluster 111.03

Total Cavity Tree Count

8

- | | | | |
|---------------|--------------|---------------|----------------|
| ● Active | ◇ Unsuitable | ▭ Active | ■ Private Land |
| ○ Inactive | ○ NA | ▭ Inactive | ▨ Young Pine |
| ■ Recruitment | ✚ Unknown | ▭ Recruitment | |
| | ✕ Non Extant | | |



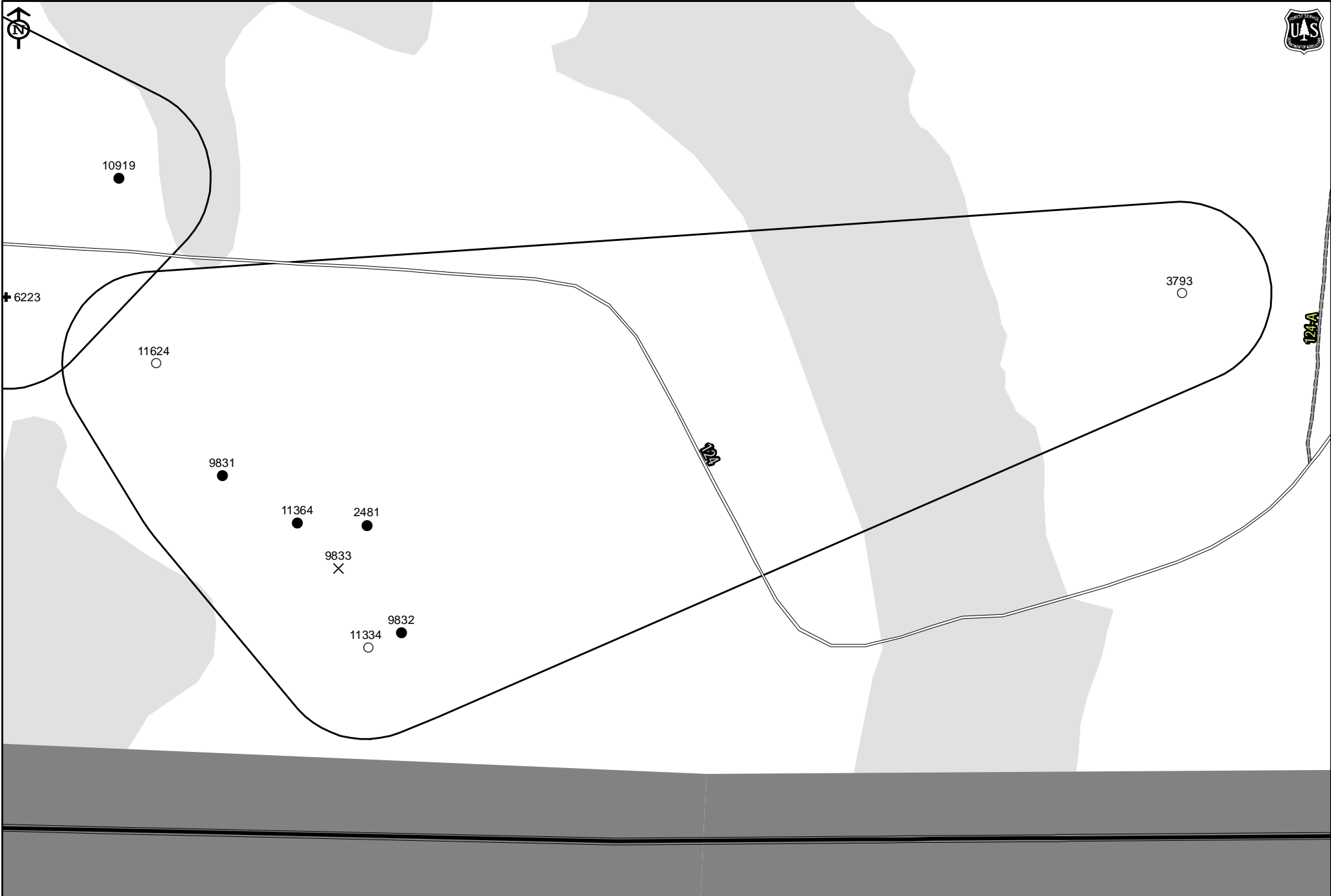
Apalachicola National Forest RCW Assessment

Cluster 111.04

Total Cavity Tree Count

8

- | | | | |
|---------------|--------------|---------------|----------------|
| ● Active | ◇ Unsuitable | ▭ Active | ■ Private Land |
| ○ Inactive | ○ NA | ▭ Inactive | ▨ Non Pine |
| ■ Recruitment | ✚ Unknown | ▭ Recruitment | ▨ Young Pine |
| | ✕ Non Extant | | |



0 250 500 Feet

Apalachicola National Forest RCW Assessment

Cluster 112.01

Total Cavity Tree Count

9

- | | | | |
|---------------|--------------|---------------|----------------|
| ● Active | ◇ Unsuitable | ▭ Active | ■ Private Land |
| ○ Inactive | ○ NA | ▭ Inactive | ▨ Young Pine |
| ■ Recruitment | ✦ Unknown | ▭ Recruitment | |
| | ✕ Non Extant | | |



3644

6219

10823

9829

3904

4133

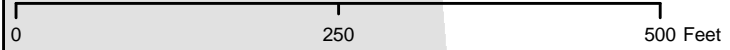
4138

10919

124

6223

11624



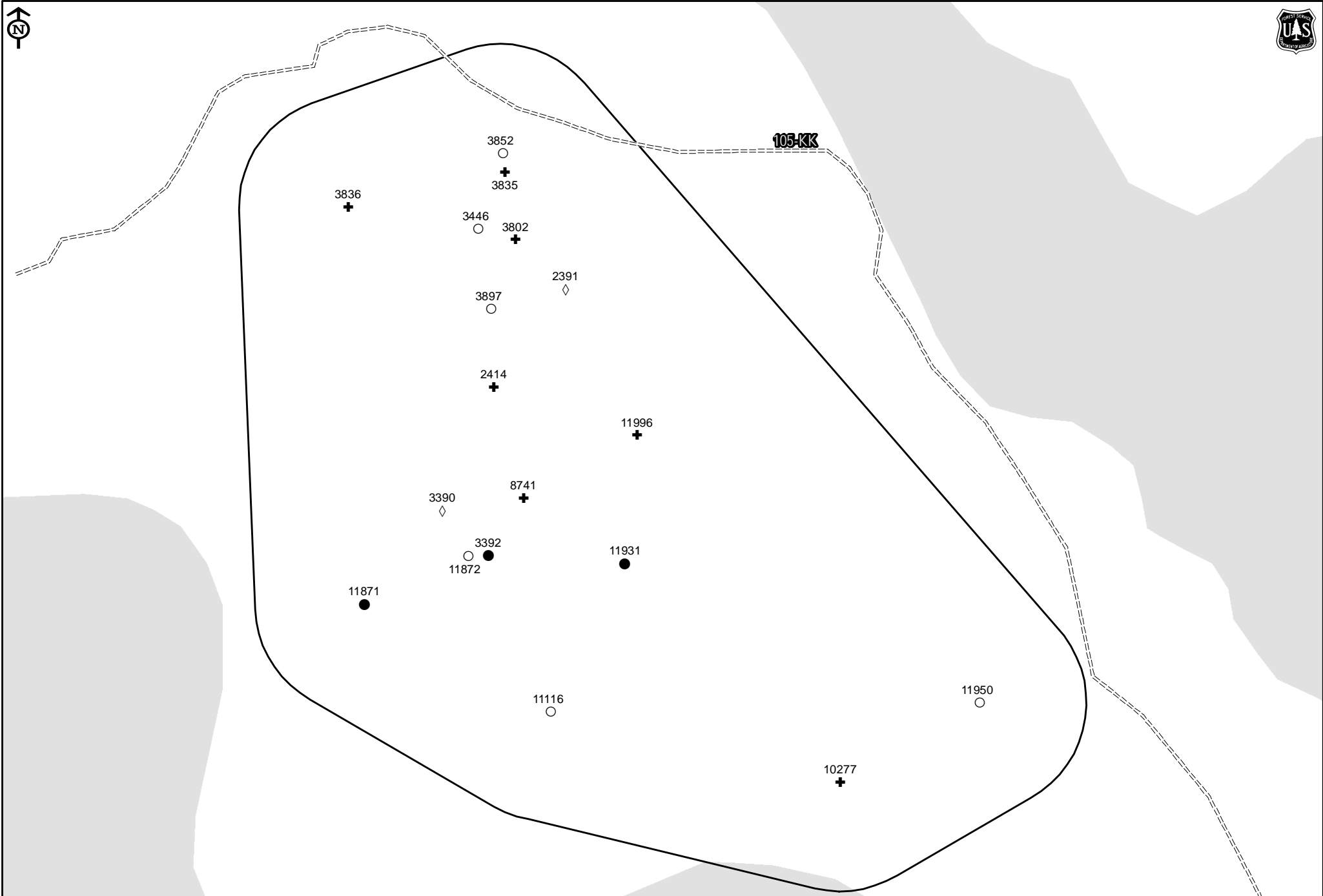
Apalachicola National Forest RCW Assessment

Cluster 12.02

Total Cavity Tree Count

18

- | | | | |
|---------------|--------------|---------------|--------------------------|
| ● Active | ◇ Unsuitable | ▭ Active | ■ Unsuitable RCW habitat |
| ○ Inactive | ○ NA | ▭ Inactive | ■ Non Pine |
| ■ Recruitment | ✚ Unknown | ▭ Recruitment | ■ Young Pine |
| | ✕ Non Extant | | ■ Private Land |



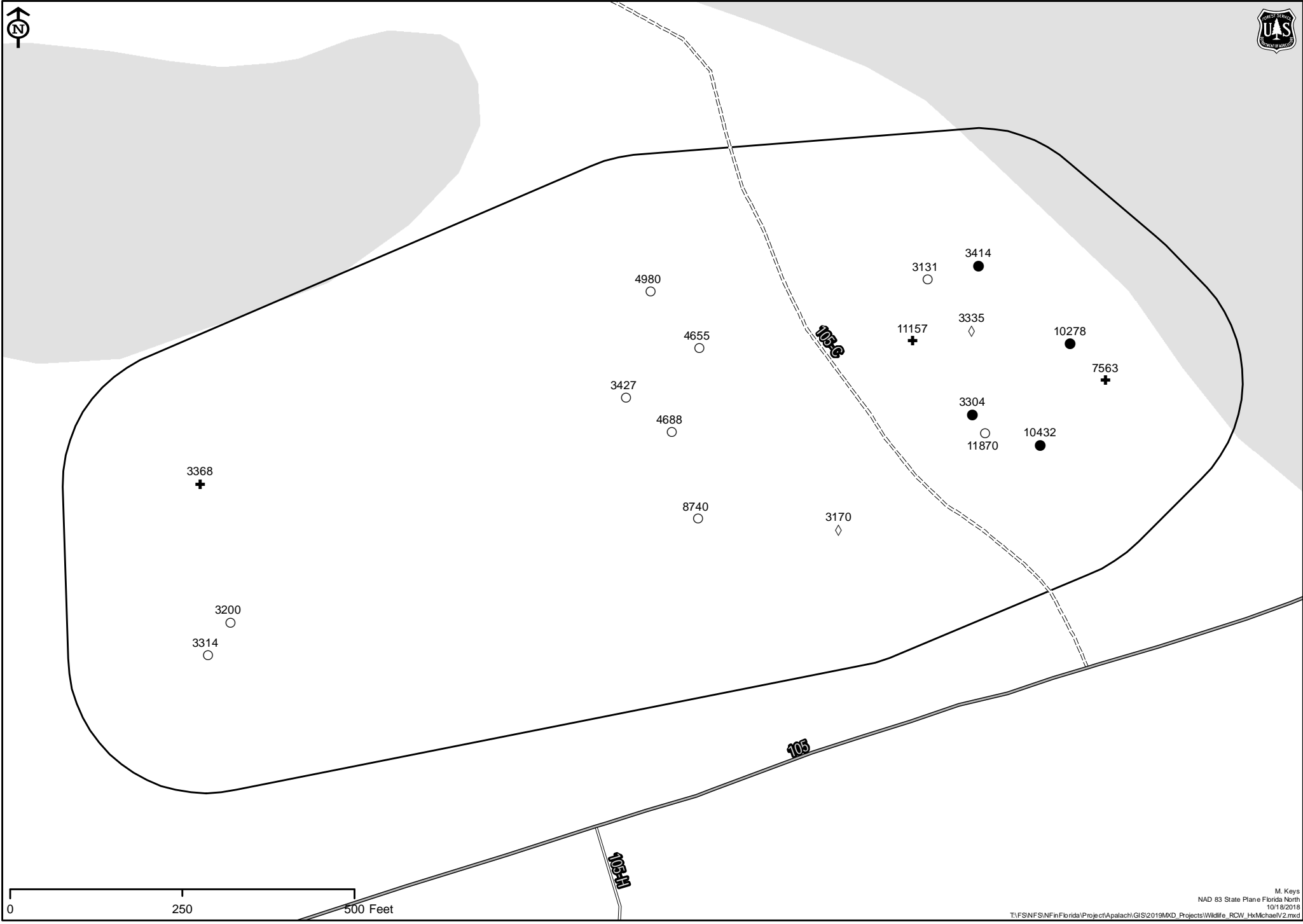
0 250 500 Feet

Apalachicola National Forest RCW Assessment

Cluster 12.03

Total Cavity Tree Count **18**

- | | | | |
|---------------|--------------|---------------|--------------------------|
| ● Active | ◇ Unsuitable | ▭ Active | ■ Unsuitable RCW habitat |
| ○ Inactive | ○ NA | ▭ Inactive | ■ Non Pine |
| ■ Recruitment | ✚ Unknown | ▭ Recruitment | ■ Young Pine |
| | ✕ Non Extant | | ■ Private Land |



0 250 500 Feet

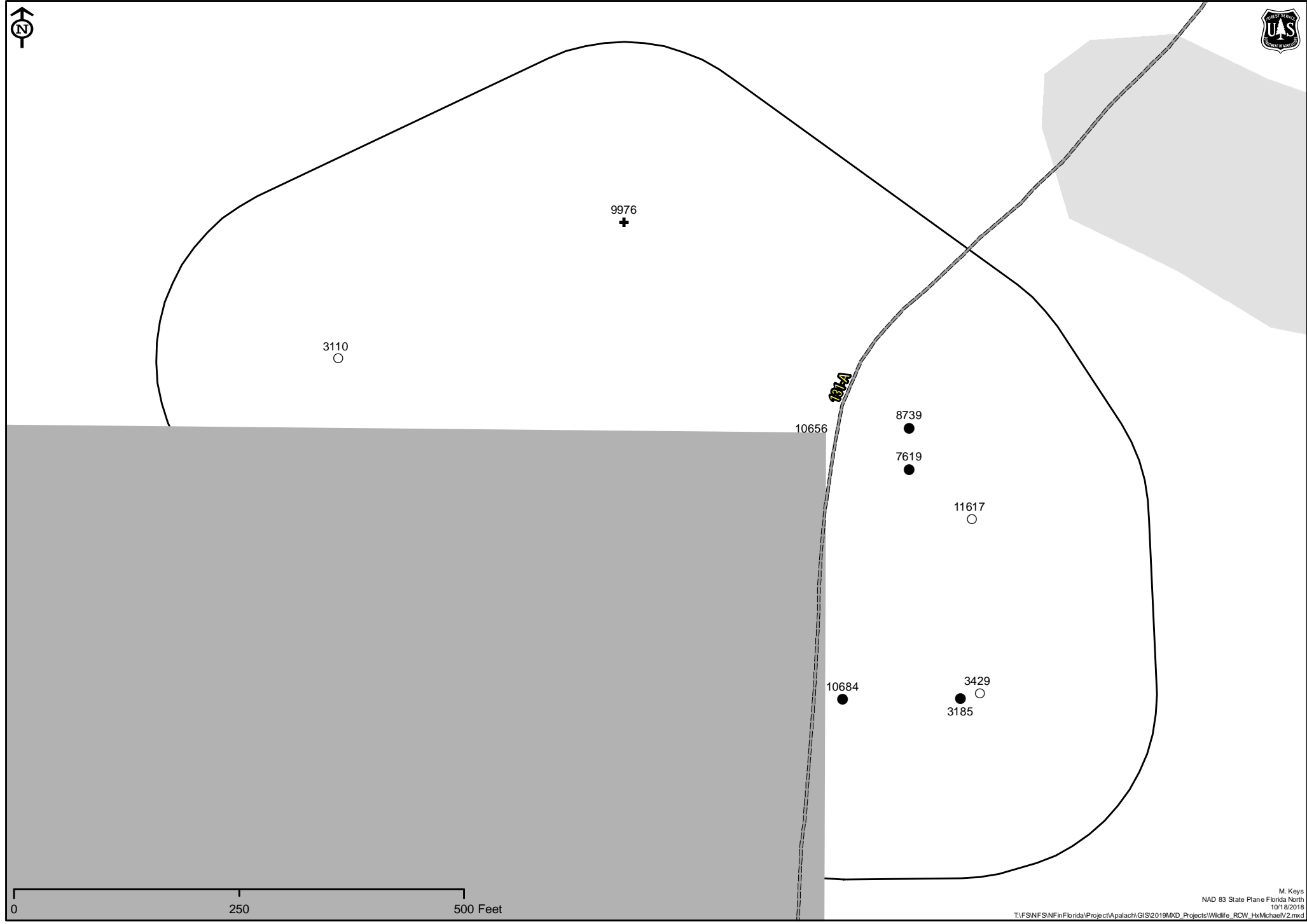
Apalachicola National Forest RCW Assessment

Cluster 13.02

Total Cavity Tree Count

9

- | | | | |
|---------------|--------------|---------------|--------------------------|
| ● Active | ◇ Unsuitable | ▭ Active | ■ Unsuitable RCW habitat |
| ○ Inactive | ○ NA | ▭ Inactive | ■ Non Pine |
| ■ Recruitment | ⊕ Unknown | ▭ Recruitment | ■ Young Pine |
| | × Non Extant | | ■ Private Land |



0 250 500 Feet


Apalachicola National Forest RCW Assessment

Cluster 13.04

Total Cavity Tree Count

1

- | | | | |
|---------------|--------------|---------------|----------------|
| ● Active | ◇ Unsuitable | ▭ Active | ■ Private Land |
| ○ Inactive | ○ NA | ▭ Inactive | ▨ Young Pine |
| ■ Recruitment | ✦ Unknown | ▭ Recruitment | |
| | ✕ Non Extant | | |



0 250 500 Feet

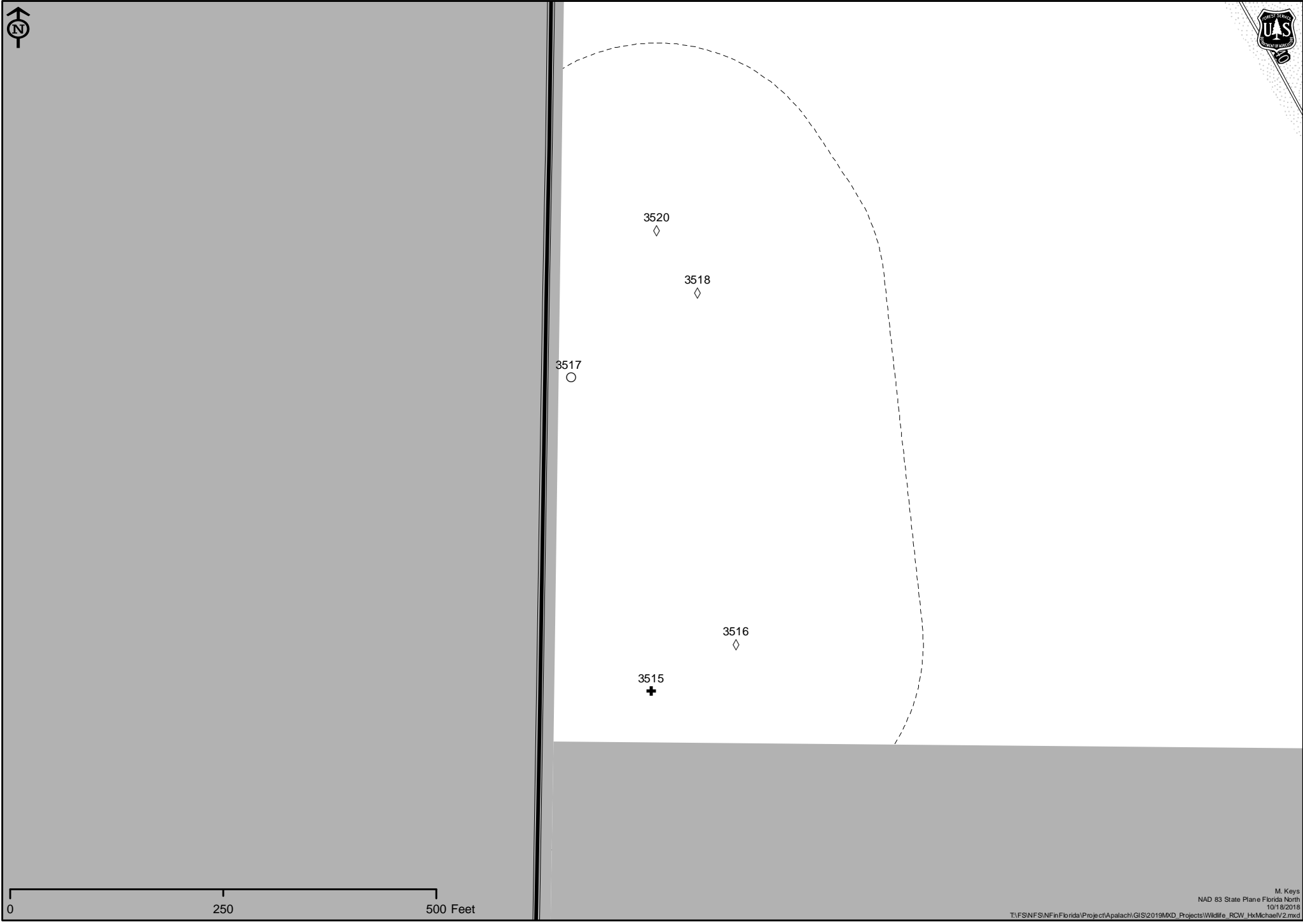
Apalachicola National Forest RCW Assessment

Cluster 13.06

Total Cavity Tree Count

5

- | | | | |
|---------------|--------------|---------------|----------------|
| ● Active | ◇ Unsuitable | ▭ Active | ■ Private Land |
| ○ Inactive | ○ NA | ▭ Inactive | ▨ Non Pine |
| ■ Recruitment | ✚ Unknown | ▭ Recruitment | ▨ Young Pine |
| | ✕ Non Extant | | |



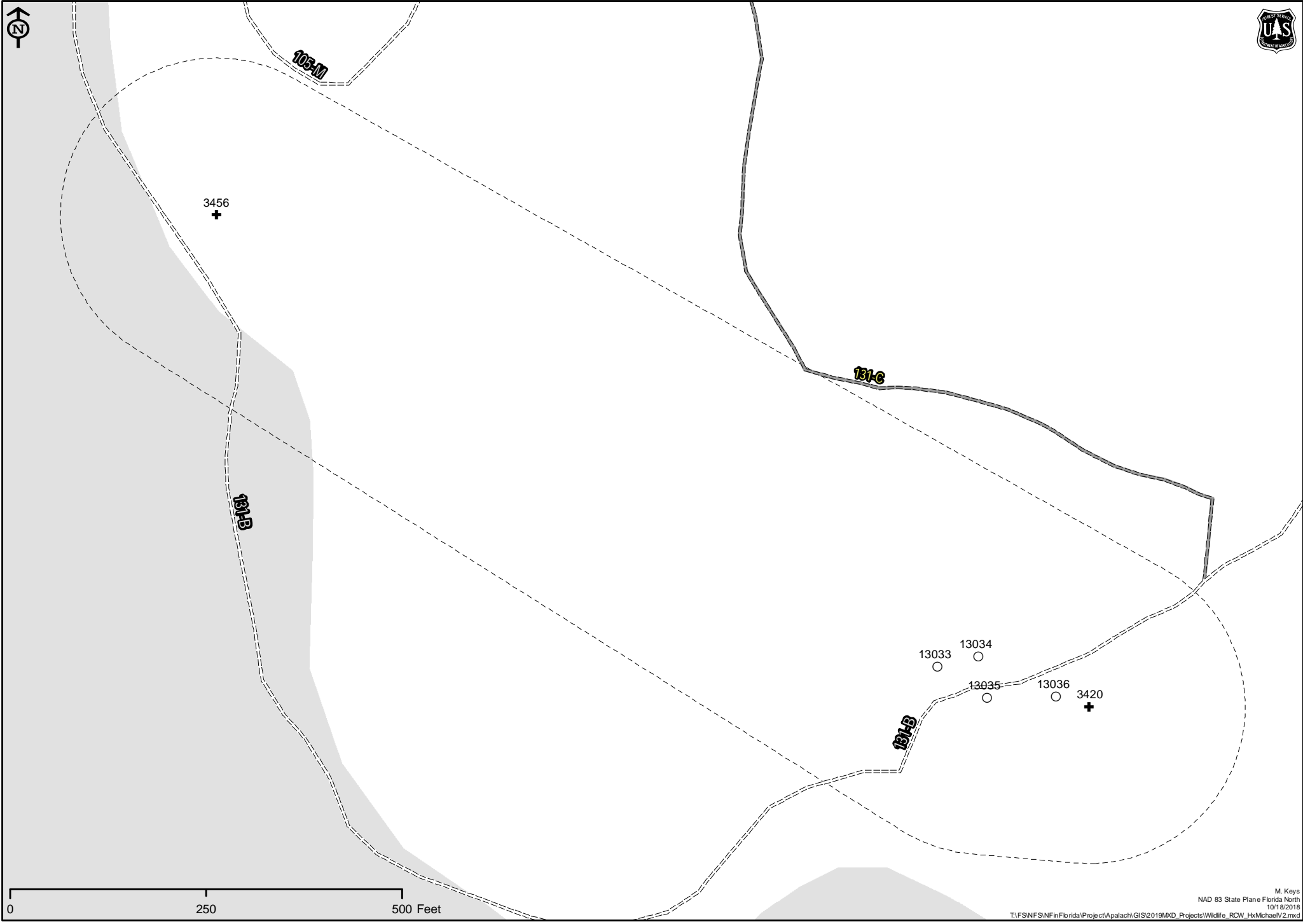
Apalachicola National Forest RCW Assessment

Cluster 13.07

Total Cavity Tree Count

6

- | | | | |
|-------------------|--------------|----------------------|------------------------|
| RCW Tree (Status) | ◇ Unsuitable | RCW Cluster (Status) | Unsuitable RCW habitat |
| ● Active | ○ NA | ▭ Active | ■ Non Pine |
| ○ Inactive | ✚ Unknown | ▭ Inactive | ▨ Young Pine |
| ■ Recruitment | ✕ Non Extant | ▭ Recruitment | ■ Private Land |

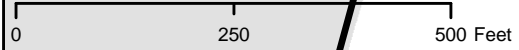
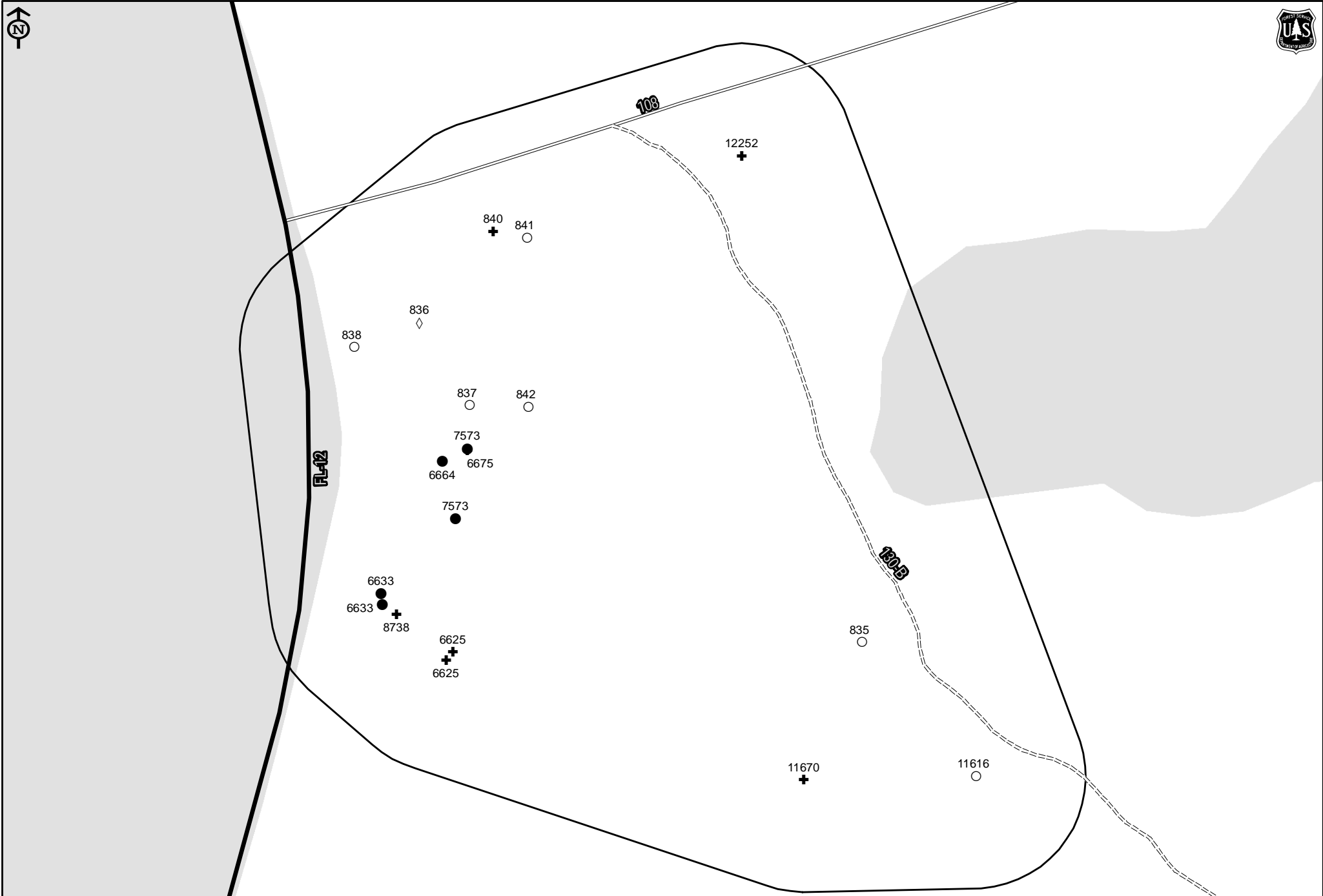


Apalachicola National Forest RCW Assessment

Cluster 15.01

Total Cavity Tree Count **19**

- | | | | |
|-------------------|--------------|----------------------|------------------------|
| RCW Tree (Status) | ◇ Unsuitable | RCW Cluster (Status) | Unsuitable RCW habitat |
| ● Active | ○ NA | ▭ Active | ■ Non Pine |
| ○ Inactive | ✚ Unknown | - - - Inactive | ▨ Young Pine |
| ■ Recruitment | ✕ Non Extant | Recruitment | ■ Private Land |



Apalachicola National Forest RCW Assessment

Cluster 15.02

Total Cavity Tree Count

3

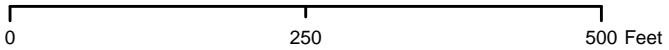
- | | | | |
|-------------------|--------------|----------------------|------------------------|
| RCW Tree (Status) | ◇ Unsuitable | RCW Cluster (Status) | Unsuitable RCW habitat |
| ● Active | ○ NA | ▭ Active | ■ Non Pine |
| ○ Inactive | ✚ Unknown | ▭ Inactive | ▨ Young Pine |
| ■ Recruitment | ✕ Non Extant | ▭ Recruitment | ■ Private Land |



8783
✕

8784
◇

8785
◇



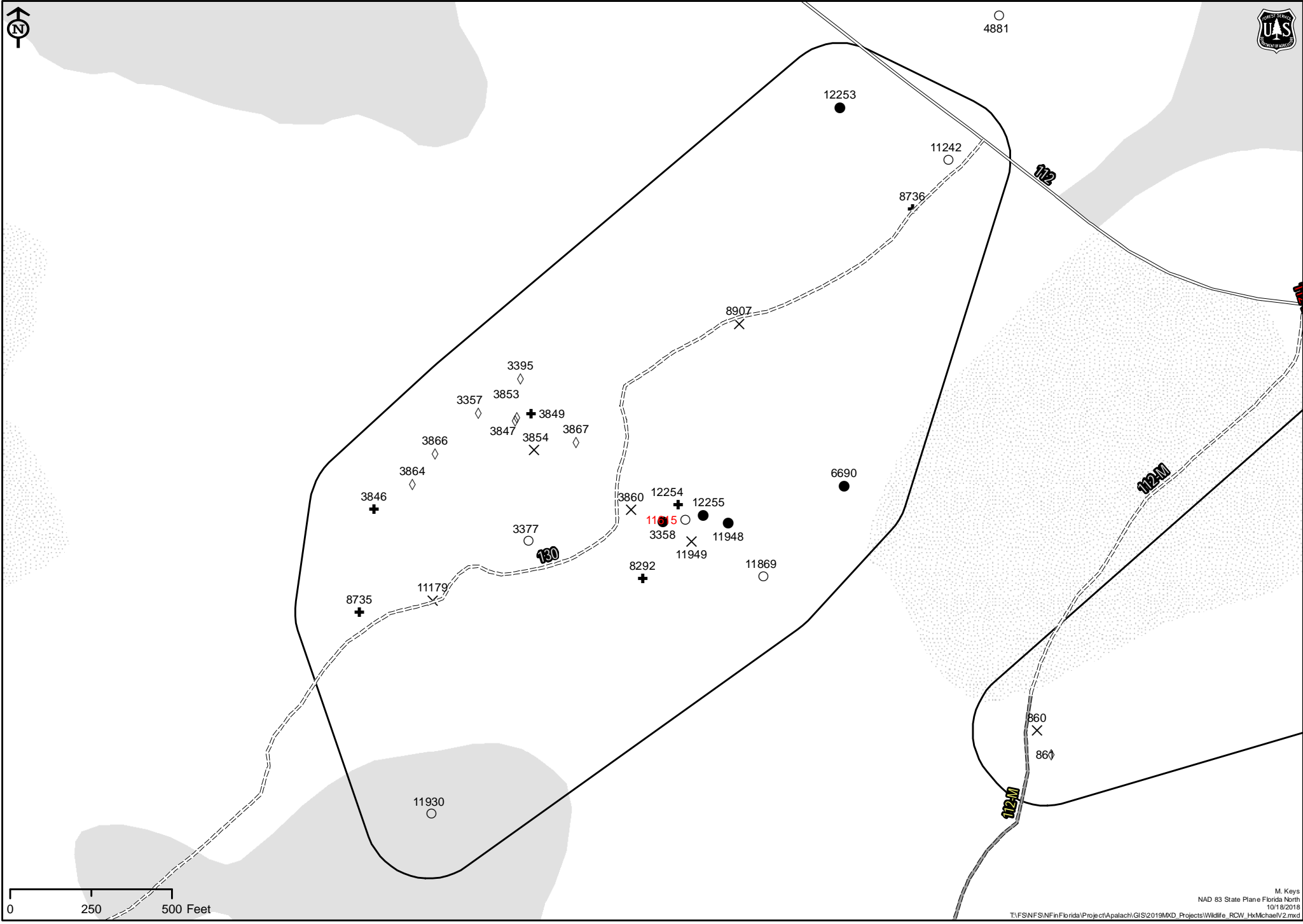
Apalachicola National Forest RCW Assessment

Cluster 16.03

Total Cavity Tree Count

28

- | | | | |
|---------------|--------------|---------------|--------------------------|
| ● Active | ◇ Unsuitable | ◻ Active | ◻ Unsuitable RCW habitat |
| ○ Inactive | ○ NA | ◻ Inactive | ◻ Non Pine |
| ■ Recruitment | ✚ Unknown | ◻ Recruitment | ◻ Young Pine |
| | ✕ Non Extant | | ◻ Private Land |

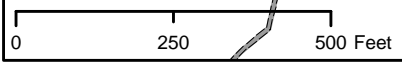
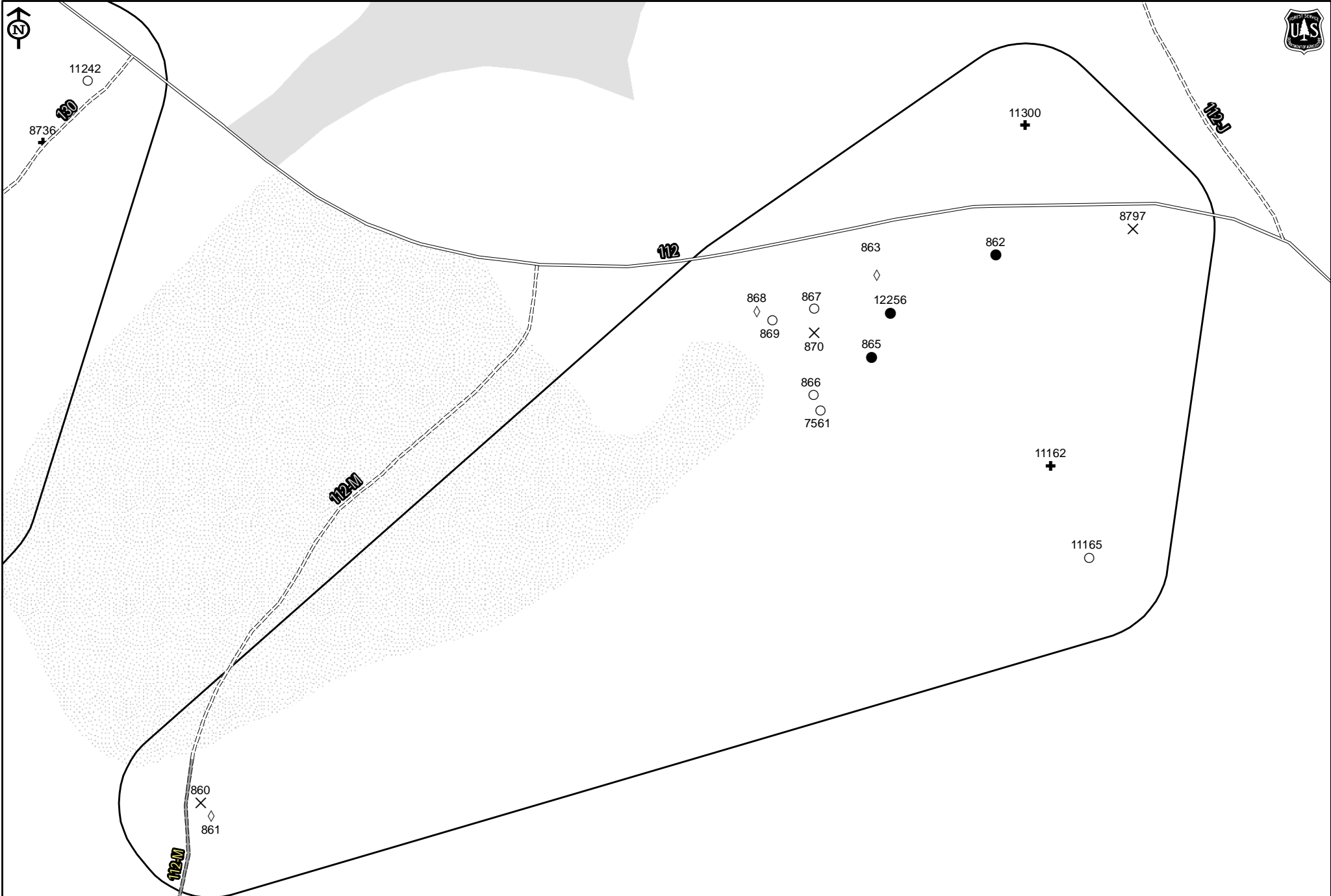


Apalachicola National Forest RCW Assessment

Cluster 16.04

Total Cavity Tree Count 16

- | | | | |
|---------------|--------------|---------------|--------------------------|
| ● Active | ◇ Unsuitable | ▭ Active | ■ Unsuitable RCW habitat |
| ○ Inactive | ○ NA | ▭ Inactive | ■ Non Pine |
| ■ Recruitment | ✕ Non Extant | ▭ Recruitment | ■ Young Pine |
| | | | ■ Private Land |



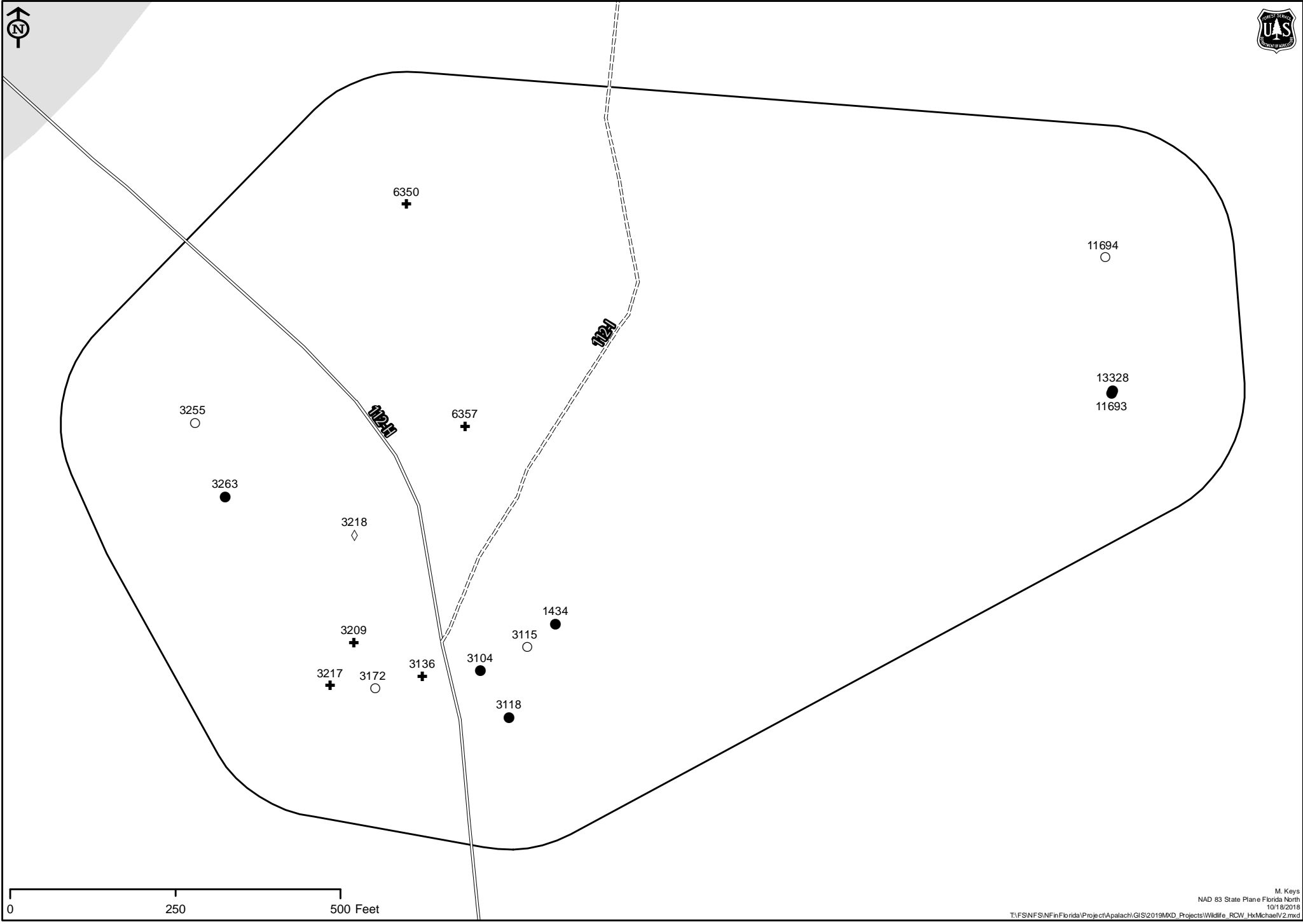
Apalachicola National Forest RCW Assessment

Cluster 17.06

Total Cavity Tree Count

16

- | | | | |
|---------------|--------------|---------------|--------------------------|
| ● Active | ◇ Unsuitable | ▭ Active | ■ Unsuitable RCW habitat |
| ○ Inactive | ○ NA | ▭ Inactive | ■ Non Pine |
| ■ Recruitment | ✦ Unknown | ▭ Recruitment | ■ Young Pine |
| | ✦ Non Extant | | ■ Private Land |



0 250 500 Feet

Apalachicola National Forest RCW Assessment

Cluster 17.08

Total Cavity Tree Count **23**

- | | | | |
|---------------|--------------|---------------|--------------------------|
| ● Active | ◇ Unsuitable | ◻ Active | ■ Unsuitable RCW habitat |
| ○ Inactive | ○ NA | ◻ Inactive | ■ Non Pine |
| ■ Recruitment | ✕ Non Extant | ◻ Recruitment | ■ Young Pine |
| | | | ■ Private Land |



0 250 500 Feet

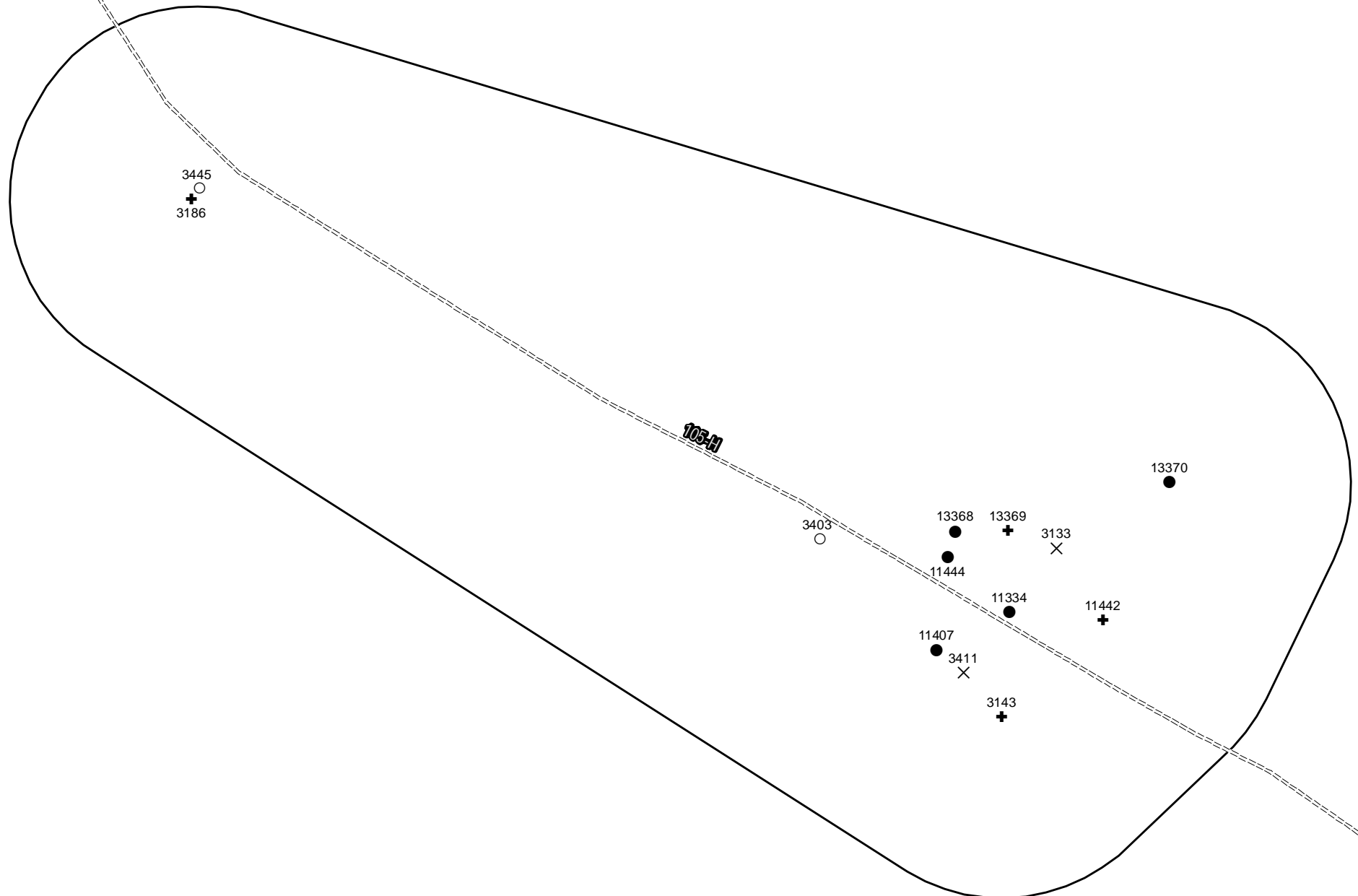
Apalachicola National Forest RCW Assessment

Cluster 17.12

Total Cavity Tree Count

13

- | | | | |
|---------------|--------------|---------------|----------------|
| ● Active | ◇ Unsuitable | ▭ Active | ■ Private Land |
| ○ Inactive | ○ NA | ▭ Inactive | ▨ Young Pine |
| ■ Recruitment | ✚ Unknown | ▭ Recruitment | |
| | ✕ Non Extant | | |



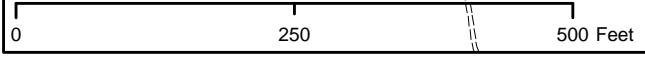
0 250 500 Feet

Apalachicola National Forest RCW Assessment

Cluster 17.15

Total Cavity Tree Count **16**

- | | | | |
|---------------|--------------|---------------|----------------|
| ● Active | ◇ Unsuitable | ▭ Active | ■ Private Land |
| ○ Inactive | ○ NA | ▭ Inactive | ▨ Young Pine |
| ■ Recruitment | ✚ Unknown | ▭ Recruitment | |
| | ✕ Non Extant | | |



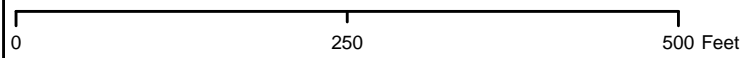
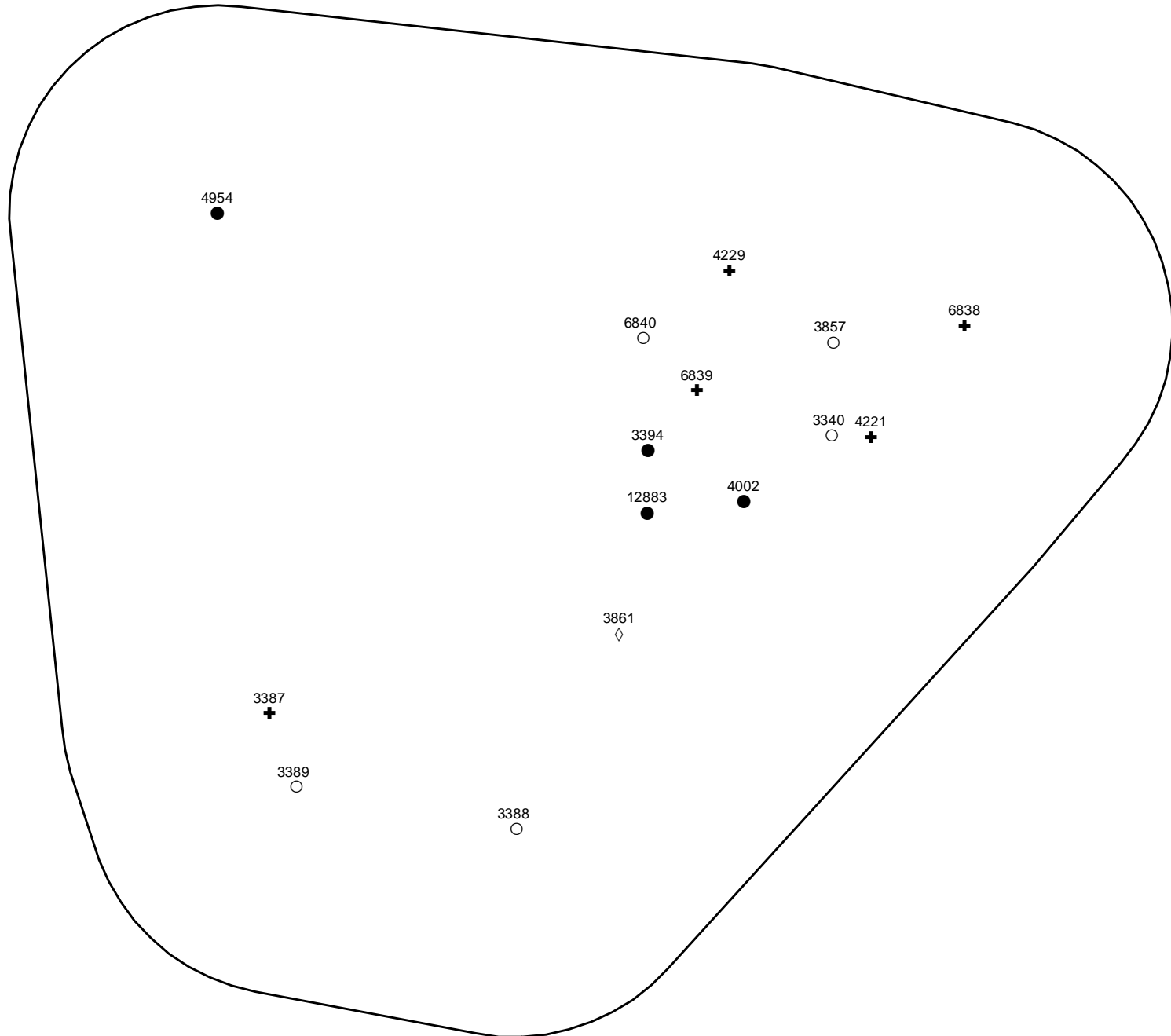
Apalachicola National Forest RCW Assessment

Cluster 17.16

Total Cavity Tree Count

15

- | | | | |
|---------------|--------------|---------------|----------------|
| ● Active | ◇ Unsuitable | ▭ Active | ■ Private Land |
| ○ Inactive | ○ NA | ▭ Inactive | ▨ Young Pine |
| ■ Recruitment | ✚ Unknown | ▭ Recruitment | |
| | ✕ Non Extant | | |



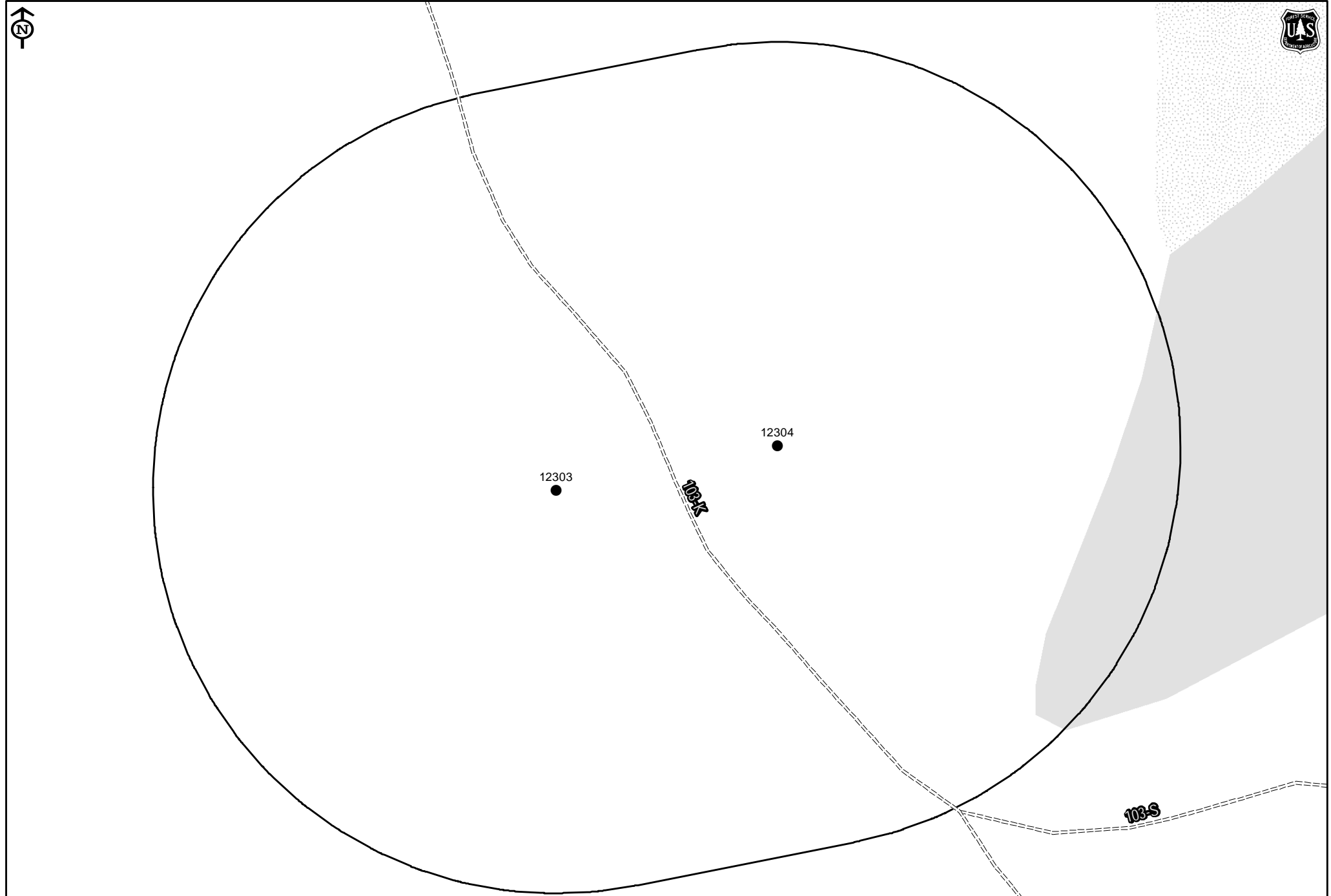
Apalachicola National Forest RCW Assessment

Cluster 2.02

Total Cavity Tree Count

2

- | | | | |
|-------------------|--------------|----------------------|------------------------|
| RCW Tree (Status) | ◇ Unsuitable | RCW Cluster (Status) | Unsuitable RCW habitat |
| ● Active | ○ NA | ▭ Active | ■ Non Pine |
| ○ Inactive | ✚ Unknown | ▭ Inactive | ▨ Young Pine |
| ■ Recruitment | ✕ Non Extant | ▭ Recruitment | ■ Private Land |




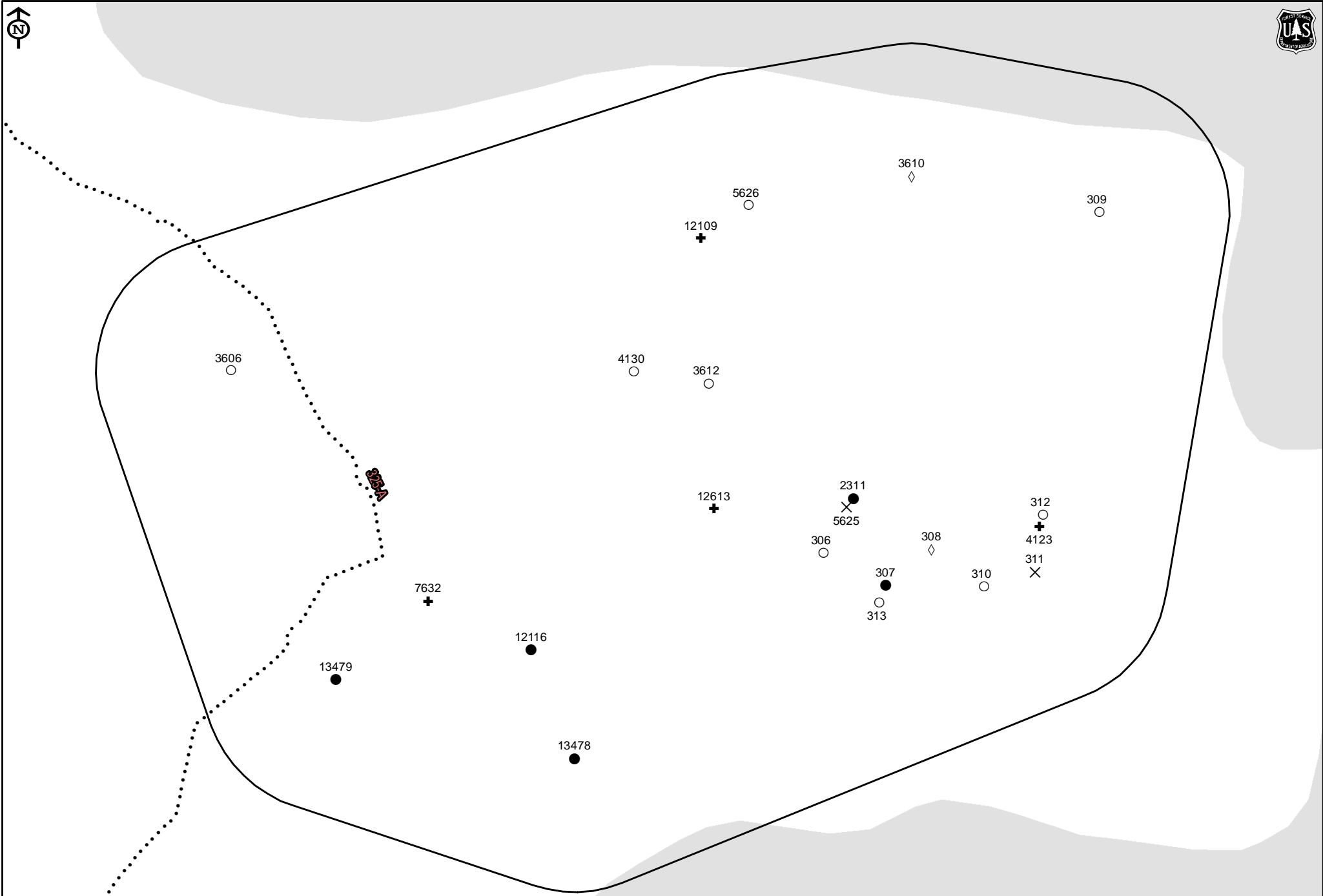
0 250 500 Feet

Apalachicola National Forest RCW Assessment

Cluster 203.01

Total Cavity Tree Count **22**

- | | | | |
|---------------|--------------|---------------|--------------------------|
| ● Active | ◇ Unsuitable | ▭ Active | ■ Unsuitable RCW habitat |
| ○ Inactive | ○ NA | ▭ Inactive | ▨ Non Pine |
| ■ Recruitment | ✚ Unknown | ▭ Recruitment | ▨ Young Pine |
| | ✕ Non Extant | | ■ Private Land |

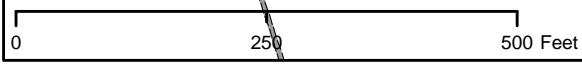
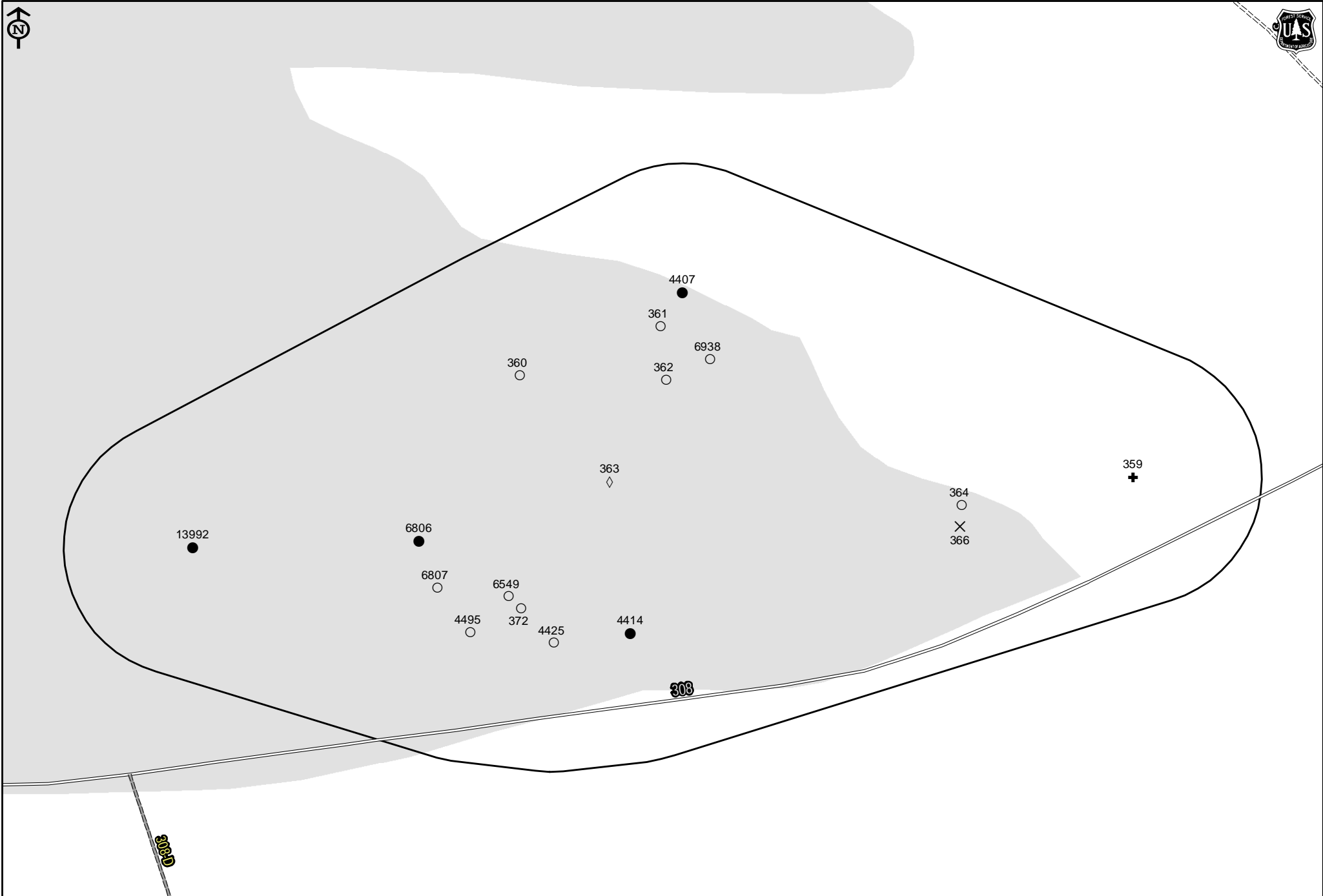


Apalachicola National Forest RCW Assessment

Cluster 204.01

Total Cavity Tree Count **17**

- | | | | |
|---------------|--------------|---------------|----------------|
| ● Active | ◇ Unsuitable | ▭ Active | ■ Private Land |
| ○ Inactive | ○ NA | ▭ Inactive | ▨ Young Pine |
| ■ Recruitment | ✚ Unknown | ▭ Recruitment | |
| | ✕ Non Extant | | |



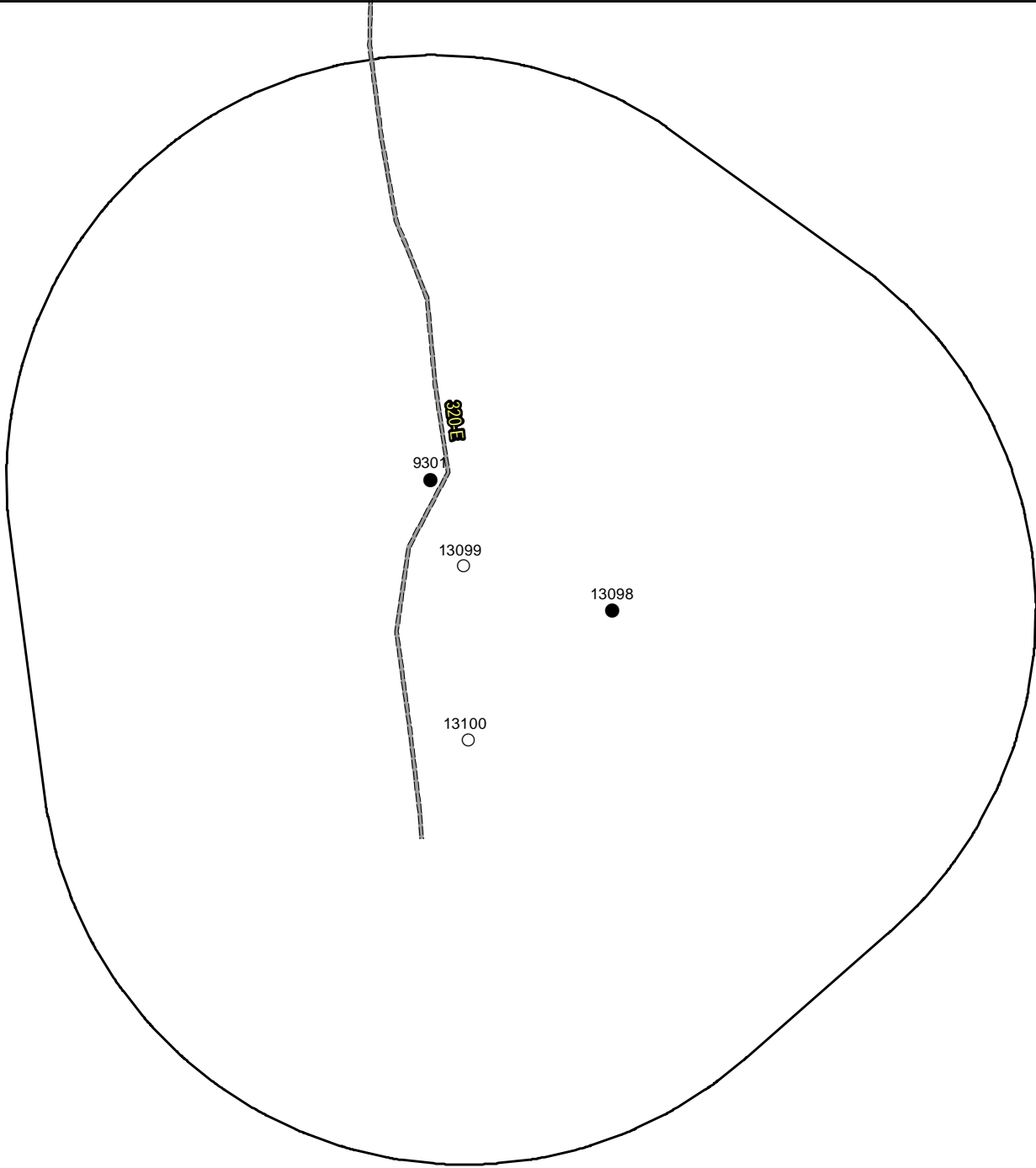
Apalachicola National Forest RCW Assessment

Cluster 204.02

Total Cavity Tree Count

4

- | | | | |
|-------------------|--------------|----------------------|------------------------|
| RCW Tree (Status) | ◇ Unsuitable | RCW Cluster (Status) | Unsuitable RCW habitat |
| ● Active | ○ NA | ▭ Active | ■ Non Pine |
| ○ Inactive | ✚ Unknown | ▭ Inactive | ○ Young Pine |
| ■ Recruitment | ✕ Non Extant | ▭ Recruitment | ■ Private Land |



0 250 500 Feet

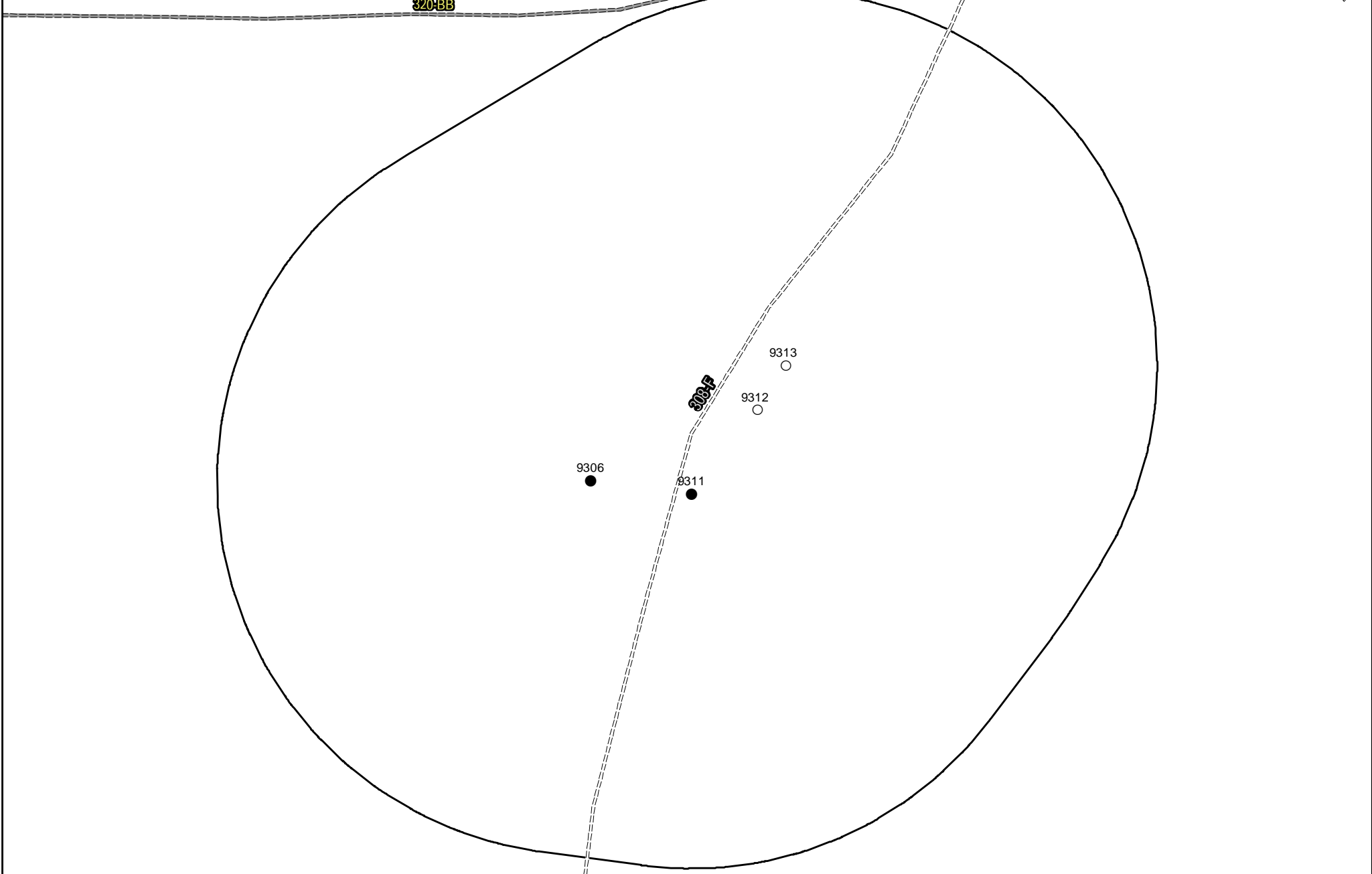
Apalachicola National Forest RCW Assessment

Cluster 204.03

Total Cavity Tree Count

4

- | | | | | | | | | | | | | |
|----------|------------|---------------|--------------|------|-----------|--------------|----------|------------|---------------|------------|--------------|----------------|
| ● Active | ○ Inactive | ■ Recruitment | ◇ Unsuitable | ○ NA | ✚ Unknown | ✕ Non Extant | ▭ Active | ▭ Inactive | ▭ Recruitment | ▭ Non Pine | ▭ Young Pine | ▭ Private Land |
|----------|------------|---------------|--------------|------|-----------|--------------|----------|------------|---------------|------------|--------------|----------------|



0 250 500 Feet

Apalachicola National Forest RCW Assessment

Cluster 205.03

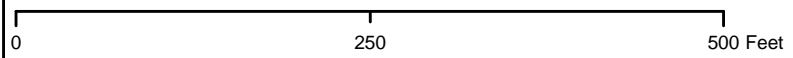
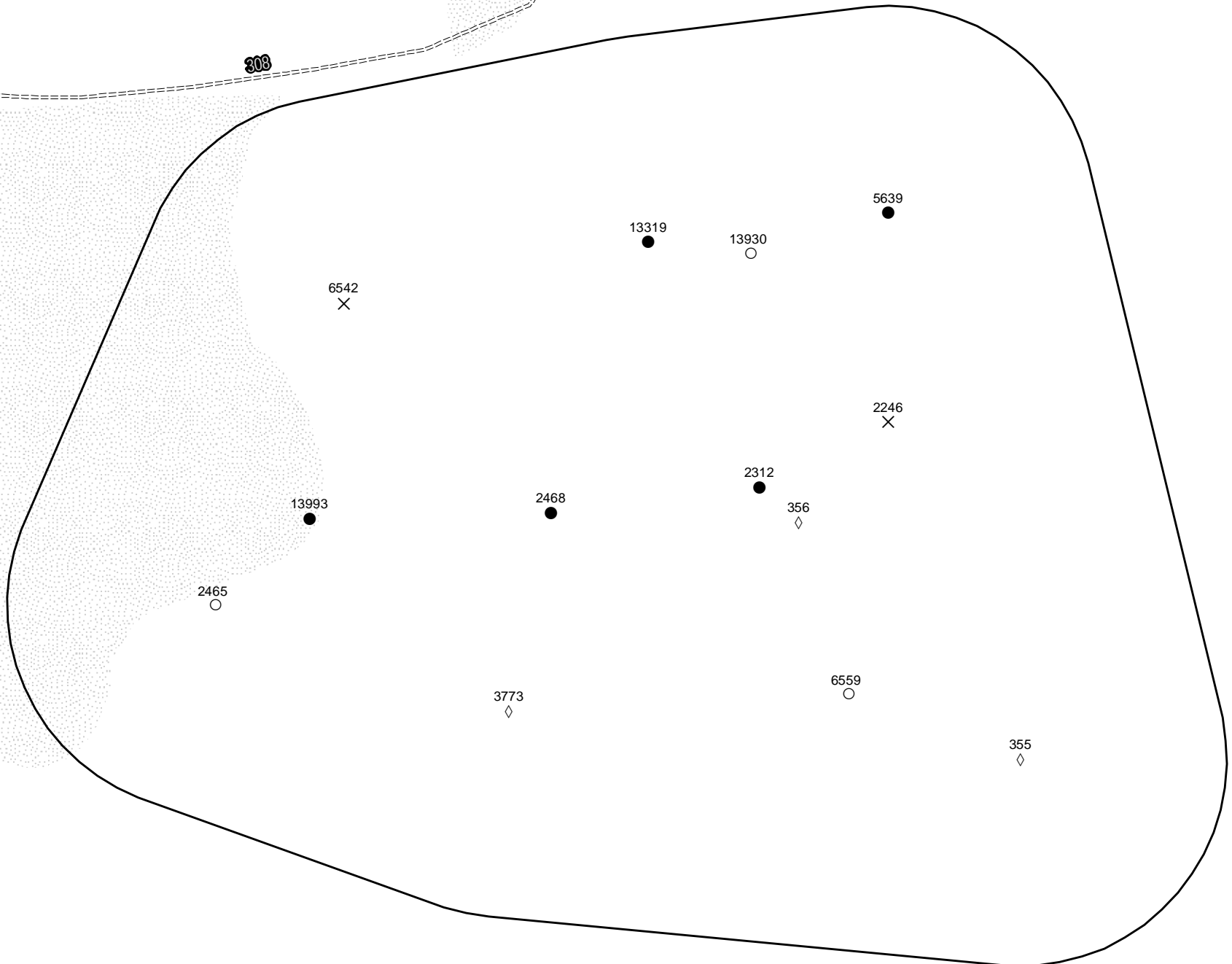
Total Cavity Tree Count **13**

- | | | | |
|---------------|--------------|---------------|--------------------------|
| ◇ Unsuitable | ◇ Unsuitable | □ Active | □ Unsuitable RCW habitat |
| ● Active | ○ NA | □ Inactive | □ Non Pine |
| ○ Inactive | ✚ Unknown | □ Recruitment | □ Young Pine |
| ■ Recruitment | ✕ Non Extant | | ■ Private Land |



303

303



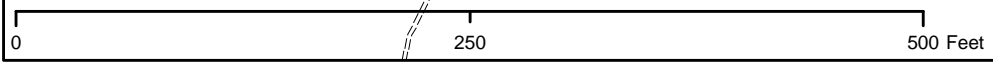
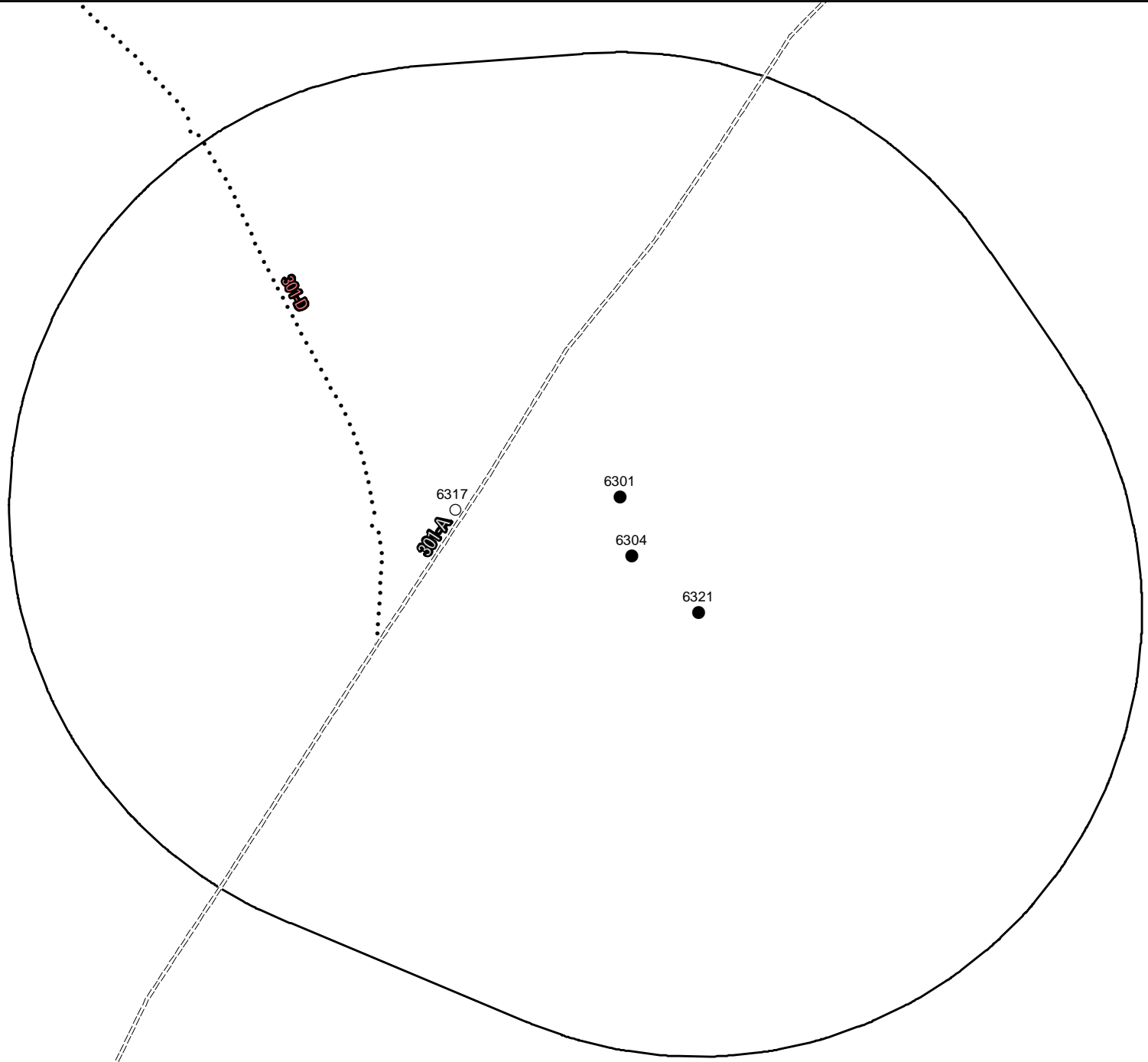
Apalachicola National Forest RCW Assessment

Cluster 205.05

Total Cavity Tree Count

4

- | | | | |
|---------------|--------------|---------------|----------------|
| ● Active | ◇ Unsuitable | ▭ Active | ■ Private Land |
| ○ Inactive | ○ NA | ▭ Inactive | ▨ Young Pine |
| ■ Recruitment | ✦ Unknown | ▭ Recruitment | |
| | ✕ Non Extant | | |



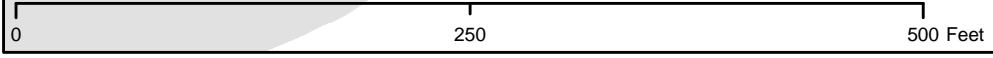
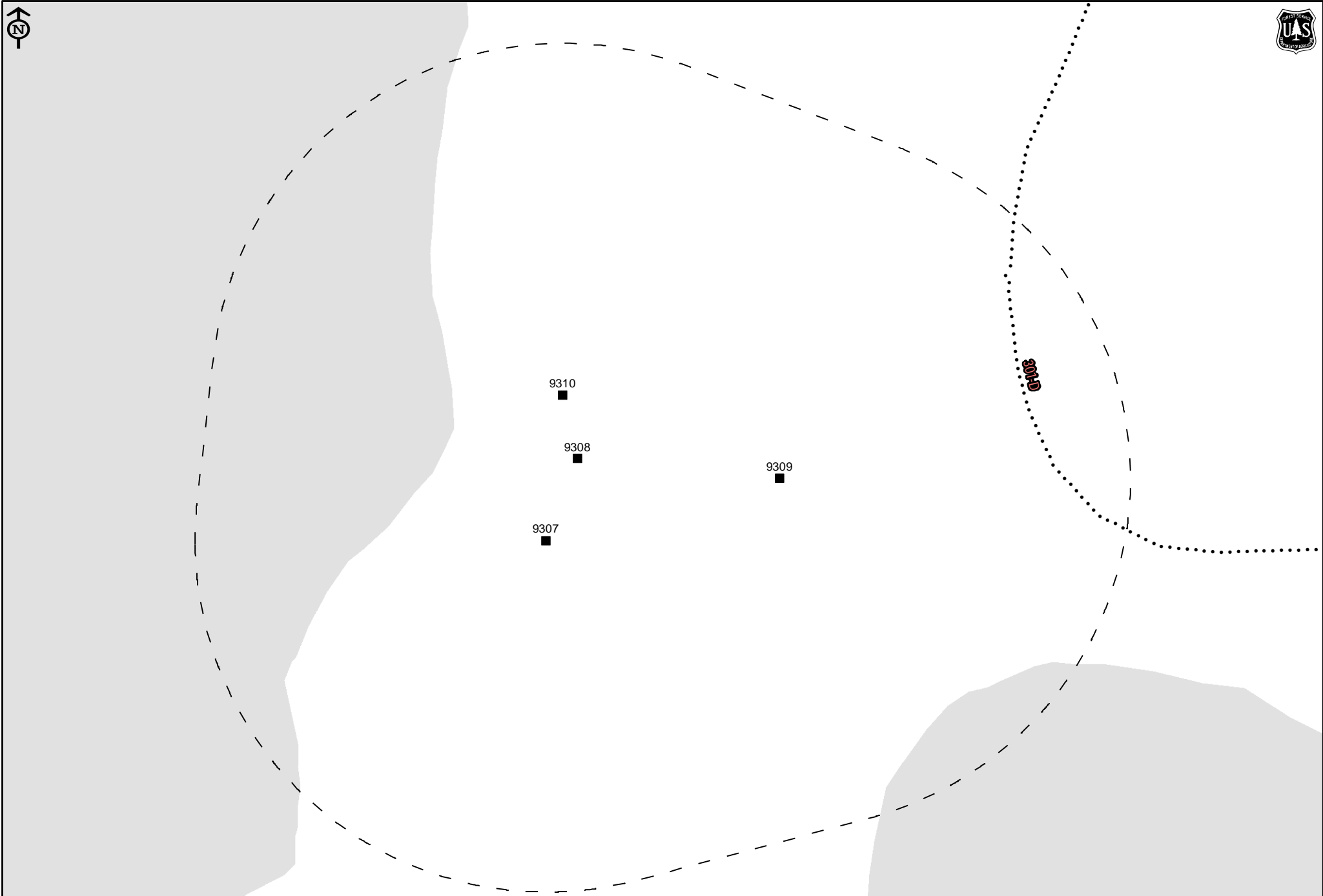
Apalachicola National Forest RCW Assessment

Cluster 205.06

Total Cavity Tree Count

4

- | | | | |
|-------------------|--------------|----------------------|------------------------|
| RCW Tree (Status) | ◇ Unsuitable | RCW Cluster (Status) | Unsuitable RCW habitat |
| ● Active | ○ NA | ▭ Active | ■ Non Pine |
| ○ Inactive | ✚ Unknown | ▭ Inactive | ● Young Pine |
| ■ Recruitment | ✕ Non Extant | ▭ Recruitment | ■ Private Land |



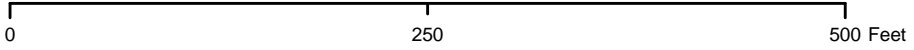
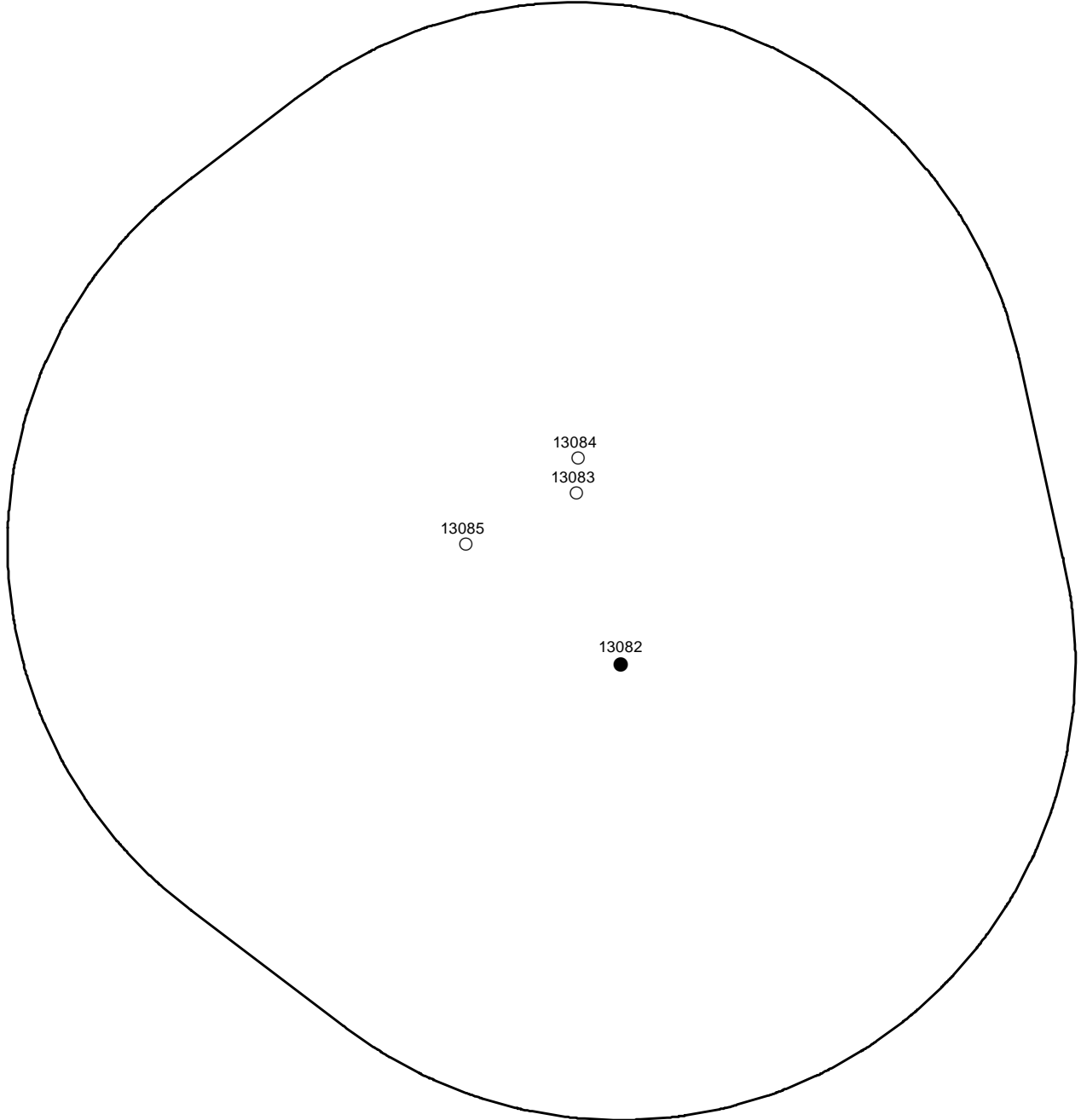
Apalachicola National Forest RCW Assessment

Cluster 205.07

Total Cavity Tree Count

4

- | | | | |
|-------------------|--------------|----------------------|------------------------|
| RCW Tree (Status) | ◇ Unsuitable | RCW Cluster (Status) | Unsuitable RCW habitat |
| ● Active | ○ NA | ▭ Active | ■ Non Pine |
| ○ Inactive | ⊕ Unknown | ▭ Inactive | ⋯ Young Pine |
| ■ Recruitment | × Non Extant | ▭ Recruitment | ■ Private Land |



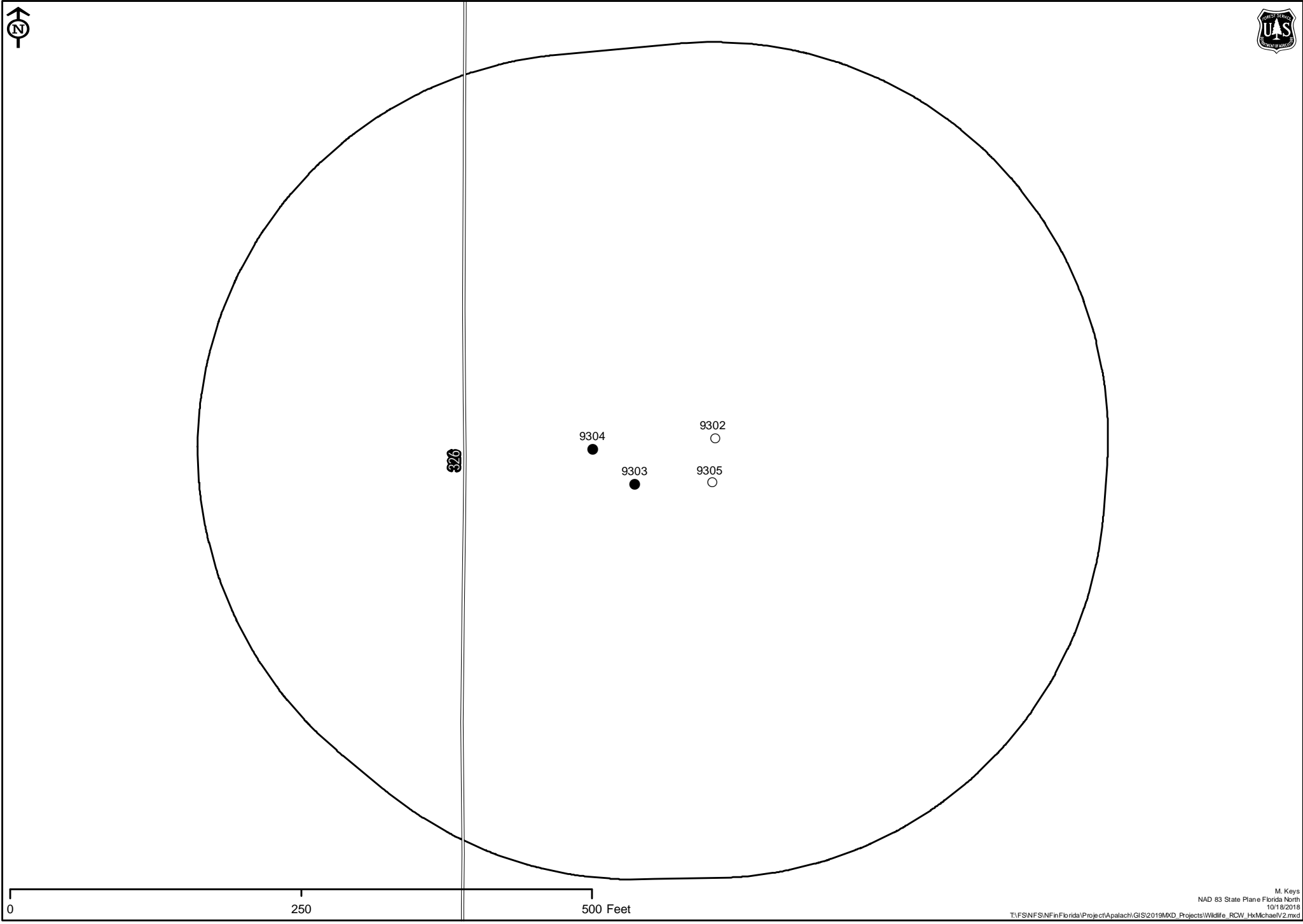
Apalachicola National Forest RCW Assessment

Cluster 205.08

Total Cavity Tree Count

4

- | | | | |
|-------------------|--------------|----------------------|------------------------|
| RCW Tree (Status) | ◇ Unsuitable | RCW Cluster (Status) | Unsuitable RCW habitat |
| ● Active | ○ NA | ▭ Active | ■ Non Pine |
| ○ Inactive | ✚ Unknown | ▭ Inactive | ▨ Young Pine |
| ■ Recruitment | ✕ Non Extant | ▭ Recruitment | ■ Private Land |




Apalachicola National Forest RCW Assessment

Cluster 207.02

Total Cavity Tree Count **16**

- | | | | |
|---------------|--------------|---------------|--------------------------|
| ● Active | ◇ Unsuitable | ▭ Active | ■ Unsuitable RCW habitat |
| ○ Inactive | ○ NA | ▭ Inactive | ■ Non Pine |
| ■ Recruitment | ✕ Unknown | ▭ Recruitment | ■ Young Pine |
| | ✕ Non Extant | | ■ Private Land |


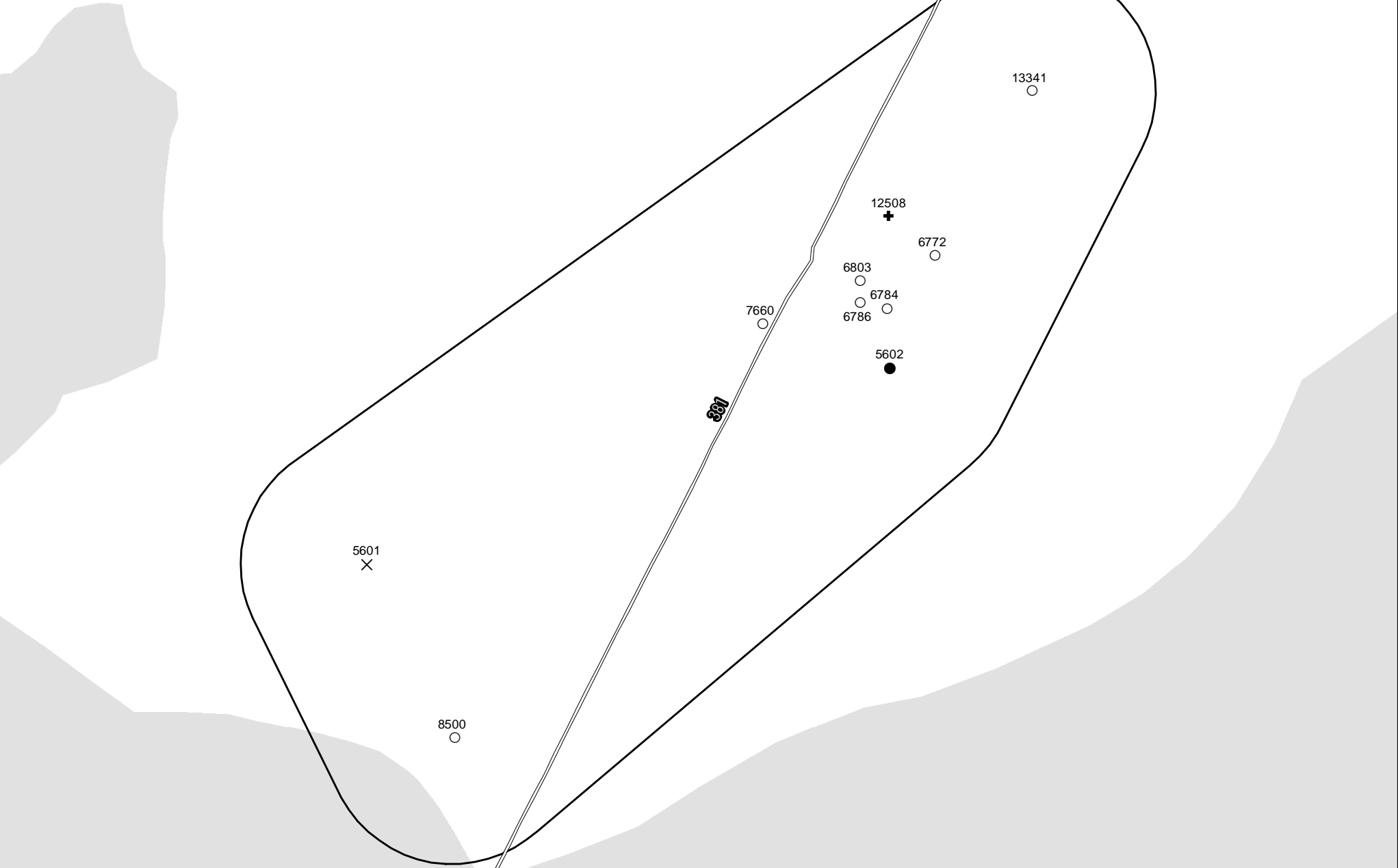


Apalachicola National Forest RCW Assessment

Cluster 207.04

Total Cavity Tree Count 10

- | | | | |
|---------------|--------------|---------------|--------------------------|
| ● Active | ◇ Unsuitable | ▭ Active | ■ Unsuitable RCW habitat |
| ○ Inactive | ○ NA | ▭ Inactive | ■ Non Pine |
| ■ Recruitment | ✚ Unknown | ▭ Recruitment | ■ Young Pine |
| | ✕ Non Extant | | ■ Private Land |



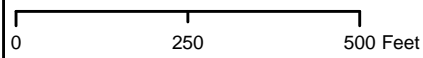
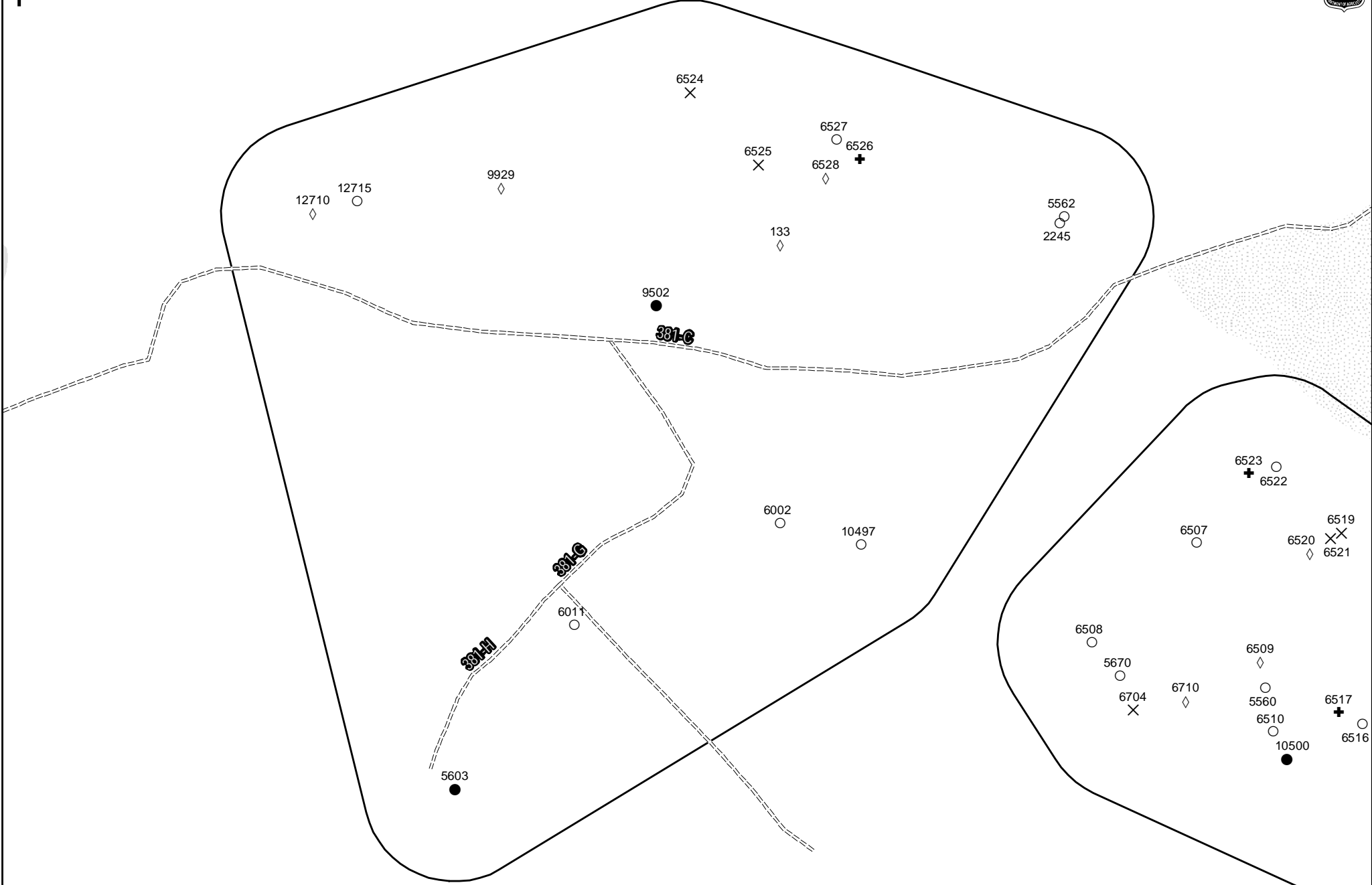
Apalachicola National Forest RCW Assessment

Cluster 207.06

Total Cavity Tree Count

16

- | | | | |
|-------------------|--------------|----------------------|------------------------|
| RCW Tree (Status) | ◇ Unsuitable | RCW Cluster (Status) | Unsuitable RCW habitat |
| ● Active | ○ NA | ▭ Active | ■ Non Pine |
| ○ Inactive | ⊕ Unknown | ▭ Inactive | ▨ Young Pine |
| ■ Recruitment | × Non Extant | ▭ Recruitment | ■ Private Land |



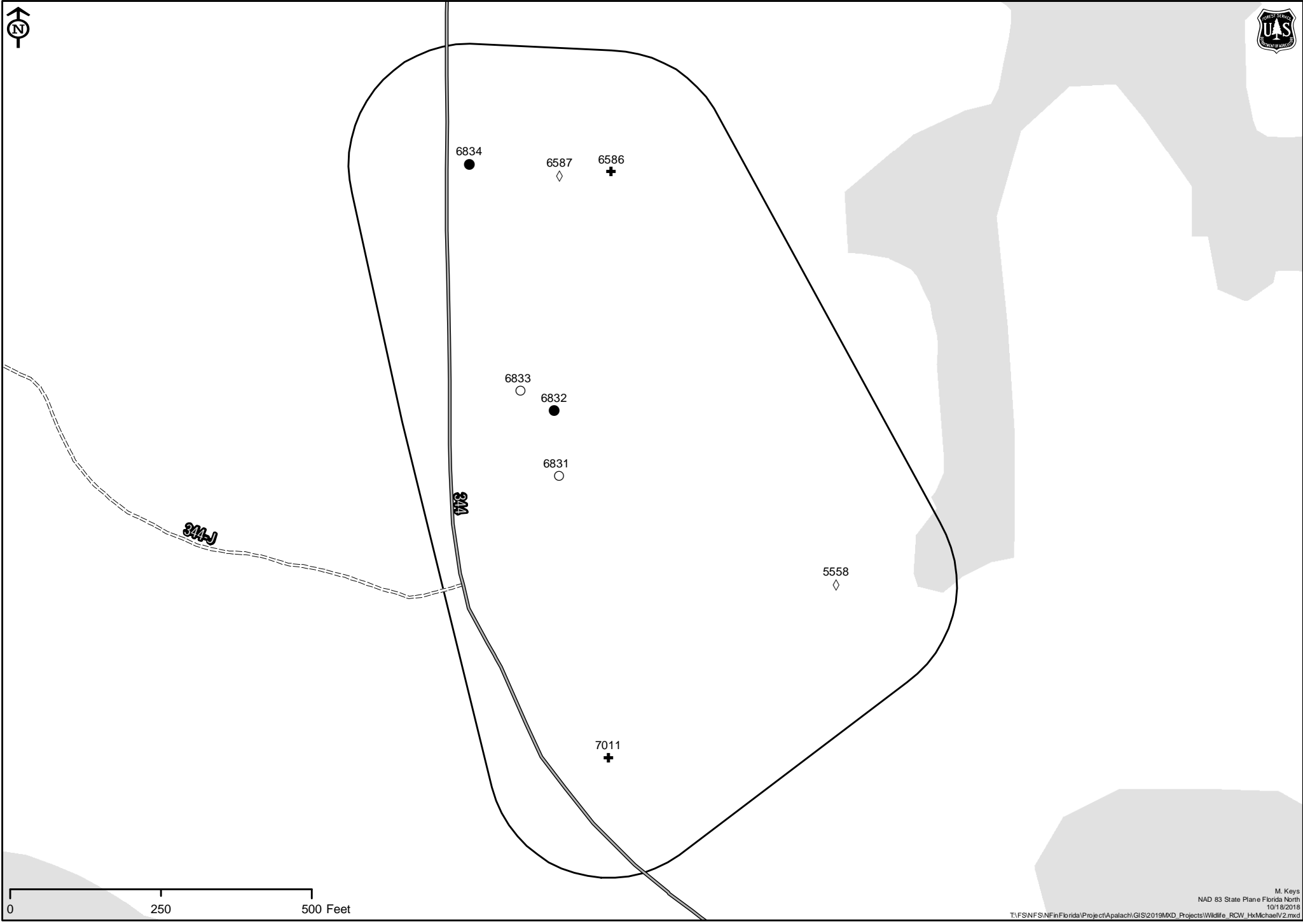
Apalachicola National Forest RCW Assessment

Cluster 208.01

Total Cavity Tree Count

8

- | | | | |
|---------------|--------------|---------------|----------------|
| ● Active | ◇ Unsuitable | ▭ Active | ■ Private Land |
| ○ Inactive | ○ NA | ▭ Inactive | ▨ Young Pine |
| ■ Recruitment | ✚ Unknown | ▭ Recruitment | |
| | ✕ Non Extant | | |



0 250 500 Feet

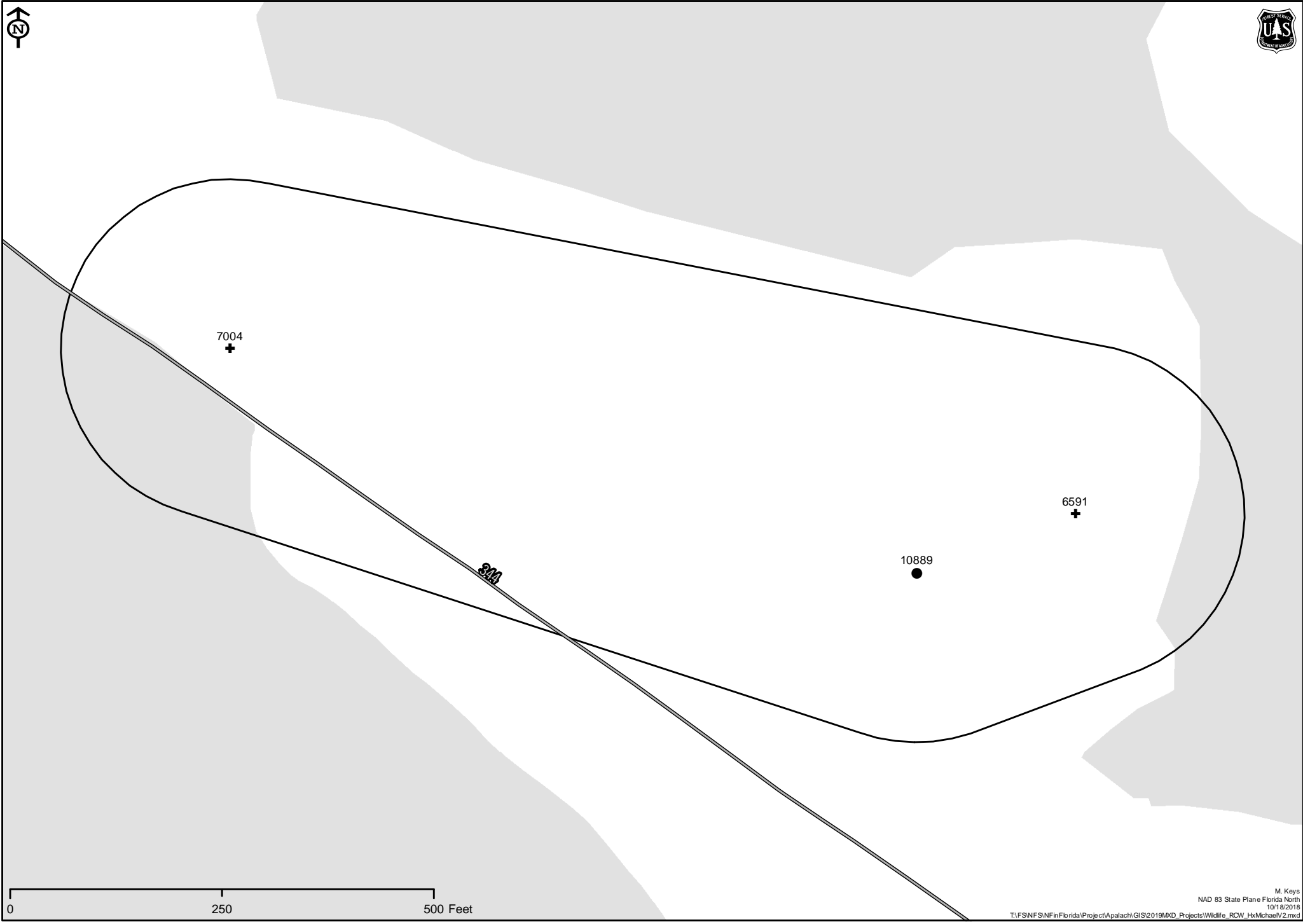
Apalachicola National Forest RCW Assessment

Cluster 208.02

Total Cavity Tree Count

3

- | | | | |
|---------------|--------------|---------------|----------------|
| ● Active | ◇ Unsuitable | ▭ Active | ■ Private Land |
| ○ Inactive | ○ NA | ▭ Inactive | ▨ Young Pine |
| ■ Recruitment | ✚ Unknown | ▭ Recruitment | |
| | ✕ Non Extant | | |



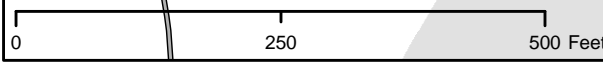
0 250 500 Feet

Apalachicola National Forest RCW Assessment

Cluster 208.03

Total Cavity Tree Count **16**

- | | | | |
|-------------------|--------------|----------------------|------------------------|
| RCW Tree (Status) | ◇ Unsuitable | RCW Cluster (Status) | Unsuitable RCW habitat |
| ● Active | ○ NA | ▭ Active | ■ Non Pine |
| ○ Inactive | ✚ Unknown | ▭ Inactive | ▨ Young Pine |
| ■ Recruitment | ✕ Non Extant | ▭ Recruitment | ■ Private Land |



Apalachicola National Forest RCW Assessment

Cluster 208.04

Total Cavity Tree Count

8

- | | | | |
|---------------|--------------|---------------|--------------------------|
| ● Active | ◇ Unsuitable | ▭ Active | ■ Unsuitable RCW habitat |
| ○ Inactive | ○ NA | ▭ Inactive | ■ Non Pine |
| ■ Recruitment | ✕ Non Extant | ▭ Recruitment | ■ Young Pine |
| | | | ■ Private Land |



0 250 500 Feet

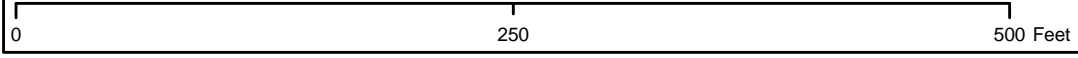
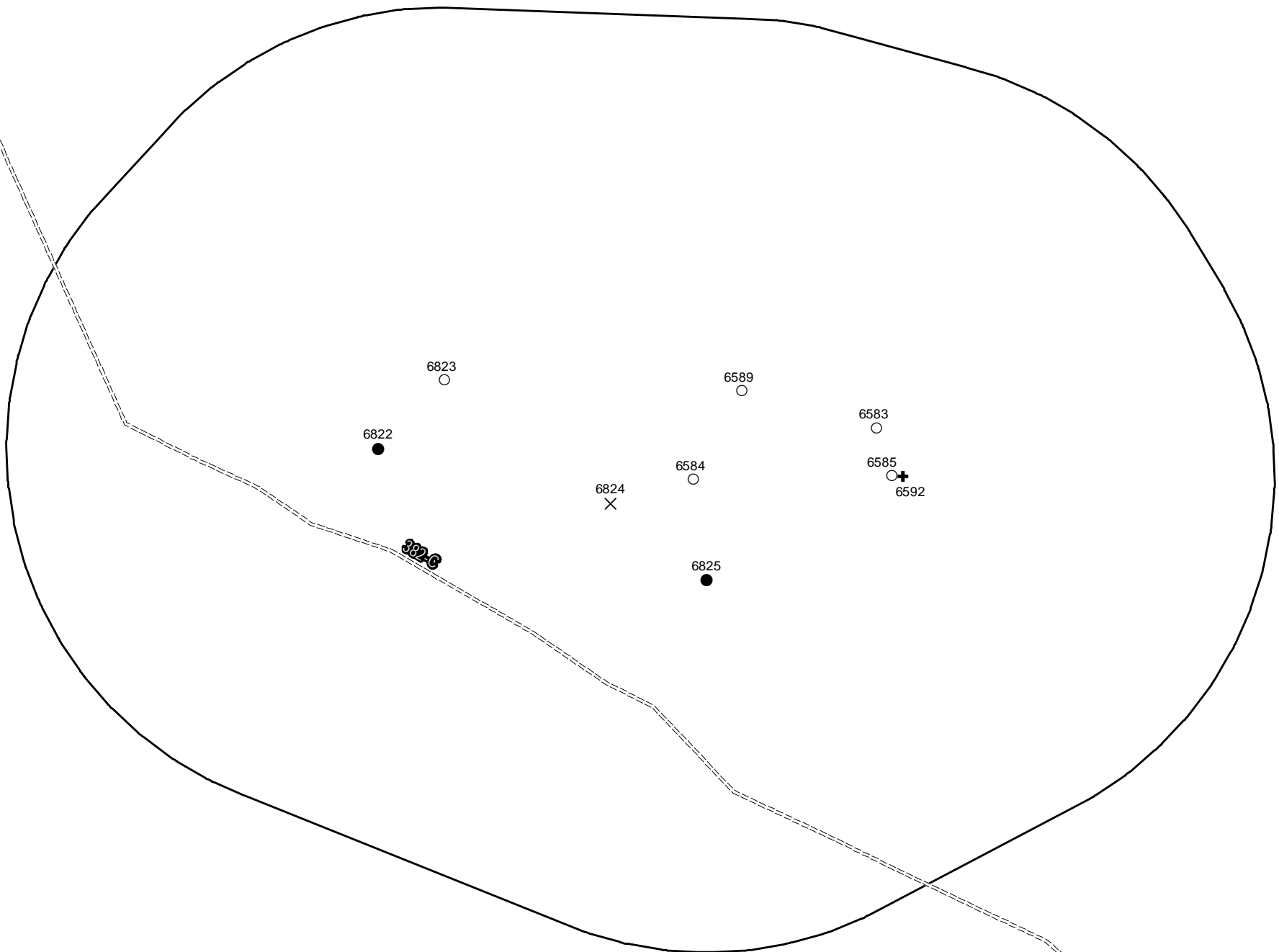
Apalachicola National Forest RCW Assessment

Cluster 208.06

Total Cavity Tree Count

9

- | | | | |
|---------------|--------------|---------------|----------------|
| ● Active | ◇ Unsuitable | ▭ Active | ■ Private Land |
| ○ Inactive | ○ NA | ▭ Inactive | ▨ Young Pine |
| ■ Recruitment | ⊕ Unknown | ▭ Recruitment | |
| | × Non Extant | | |



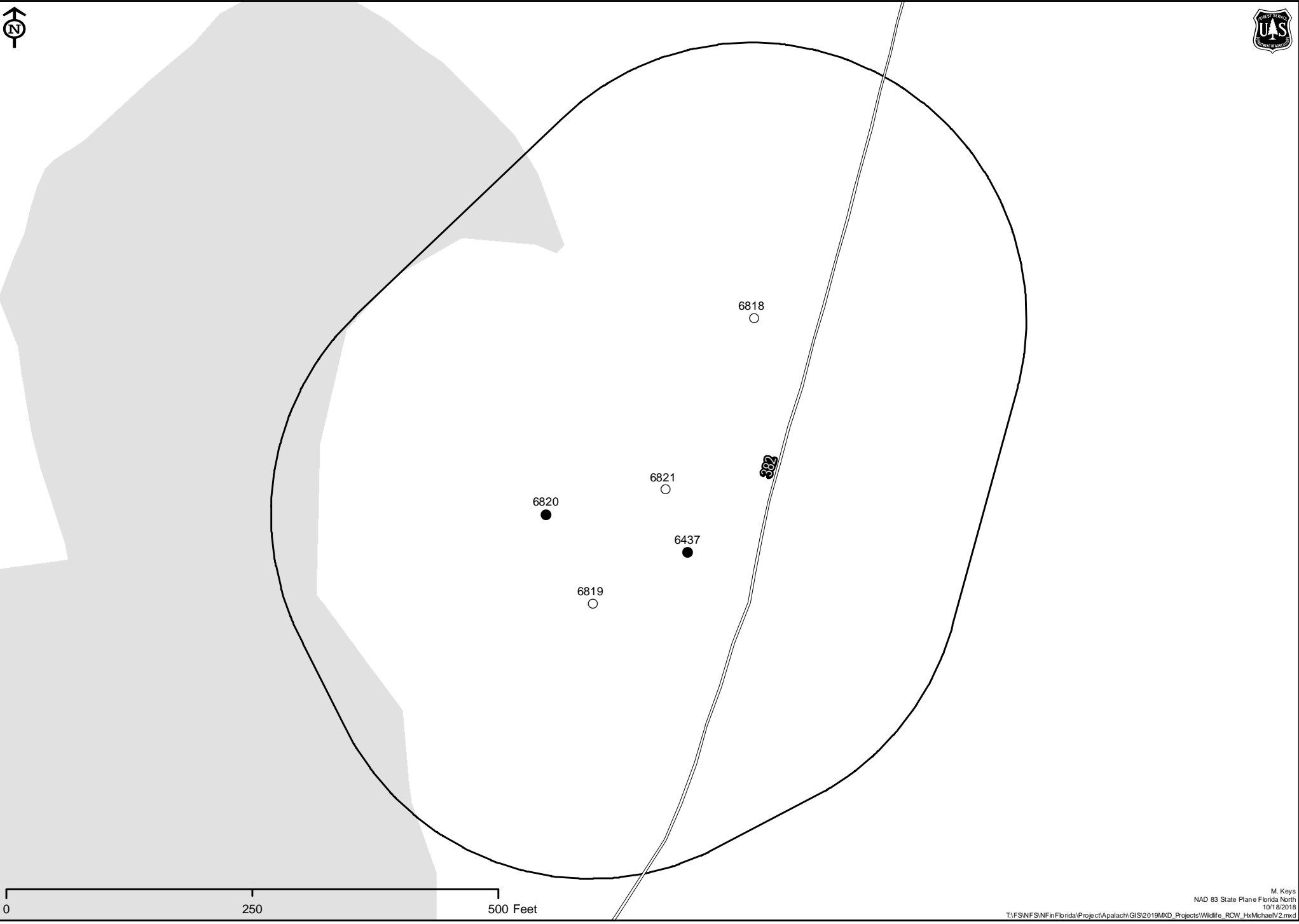
Apalachicola National Forest RCW Assessment

Cluster 208.07

Total Cavity Tree Count

5

- | | | | |
|---------------|--------------|---------------|----------------|
| ● Active | ◇ Unsuitable | ▭ Active | ■ Private Land |
| ○ Inactive | ○ NA | ▭ Inactive | ▨ Young Pine |
| ■ Recruitment | ✚ Unknown | ▭ Recruitment | |
| | ✕ Non Extant | | |



0 250 500 Feet

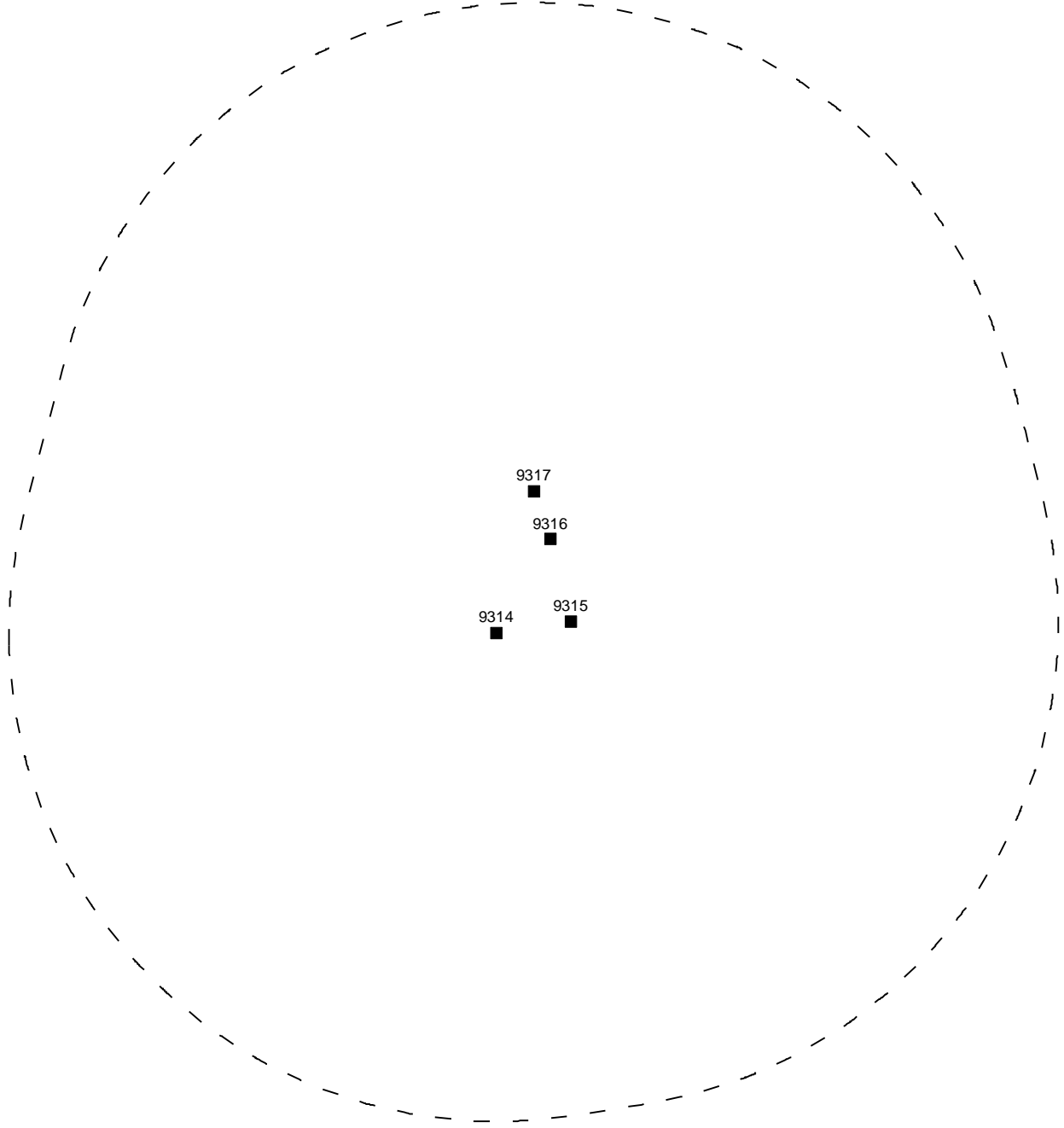
Apalachicola National Forest RCW Assessment

Cluster 208.08

Total Cavity Tree Count

4

- | | | | |
|-------------------|--------------|----------------------|------------------------|
| RCW Tree (Status) | ◇ Unsuitable | RCW Cluster (Status) | Unsuitable RCW habitat |
| ● Active | ○ NA | ▭ Active | ■ Non Pine |
| ○ Inactive | ✚ Unknown | ▭ Inactive | ● Young Pine |
| ■ Recruitment | ✕ Non Extant | ▭ Recruitment | ■ Private Land |



0 250 500 Feet

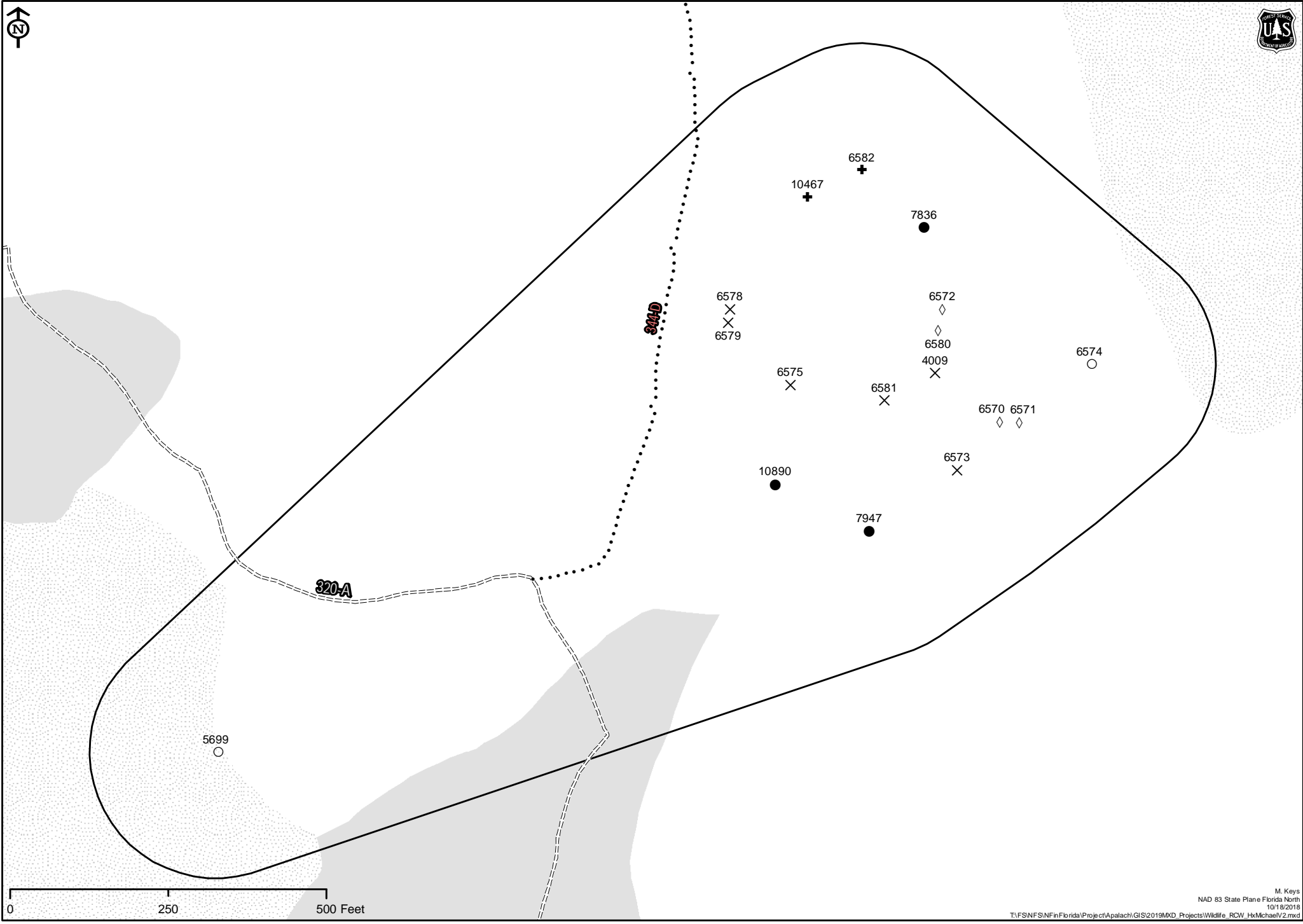
Apalachicola National Forest RCW Assessment

Cluster 209.01

Total Cavity Tree Count

17

- | | | | |
|---------------|--------------|---------------|----------------|
| ● Active | ◇ Unsuitable | ▭ Active | ■ Private Land |
| ○ Inactive | ○ NA | ▭ Inactive | ▨ Young Pine |
| ■ Recruitment | ✕ Non Extant | ▭ Recruitment | |
| | | | ✕ Unknown |



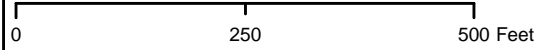
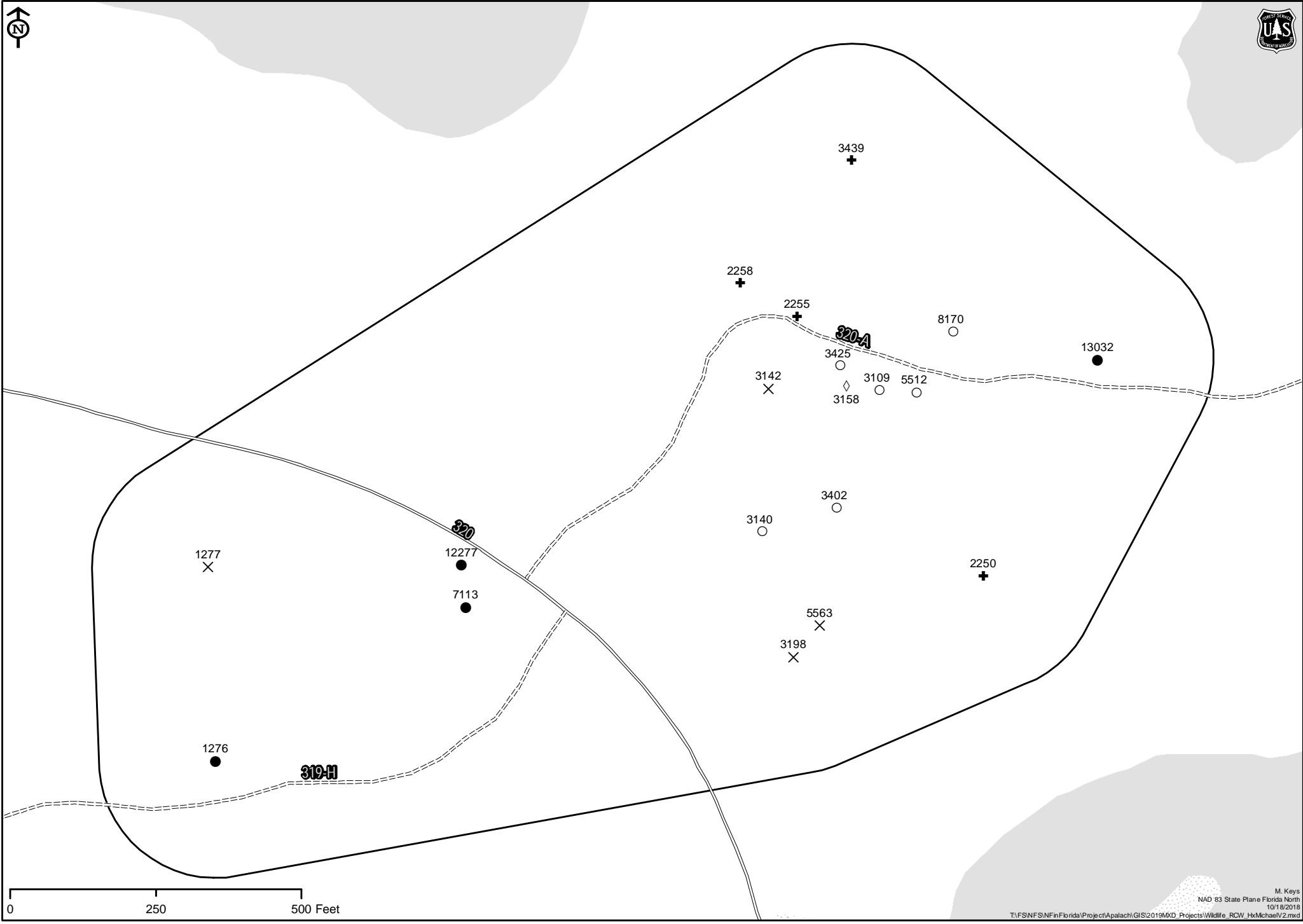
0 250 500 Feet

Apalachicola National Forest RCW Assessment

Cluster 209.02

Total Cavity Tree Count **19**

- | | | | |
|---------------|--------------|---------------|----------------|
| ● Active | ◇ Unsuitable | ▭ Active | ■ Private Land |
| ○ Inactive | ○ NA | ▭ Inactive | ▨ Young Pine |
| ■ Recruitment | ✕ Non Extant | ▭ Recruitment | |
| | | | ■ Non Pine |


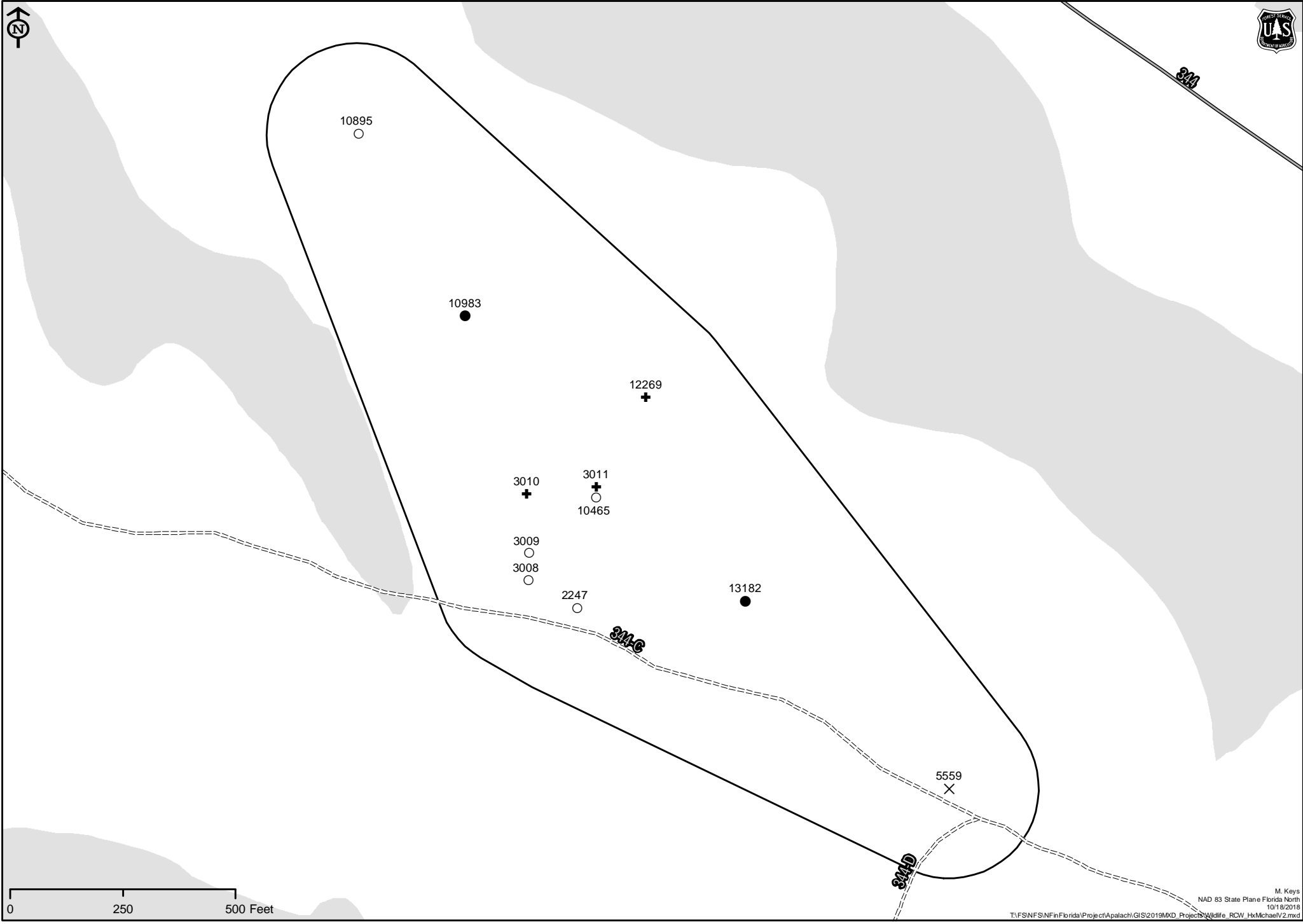


Apalachicola National Forest RCW Assessment

Cluster 209.03

Total Cavity Tree Count 11

- | | | | |
|---------------|--------------|---------------|--------------------------|
| ● Active | ◇ Unsuitable | ▭ Active | ■ Unsuitable RCW habitat |
| ○ Inactive | ○ NA | ▭ Inactive | ■ Non Pine |
| ■ Recruitment | ✚ Unknown | ▭ Recruitment | ■ Young Pine |
| | ✕ Non Extant | | ■ Private Land |



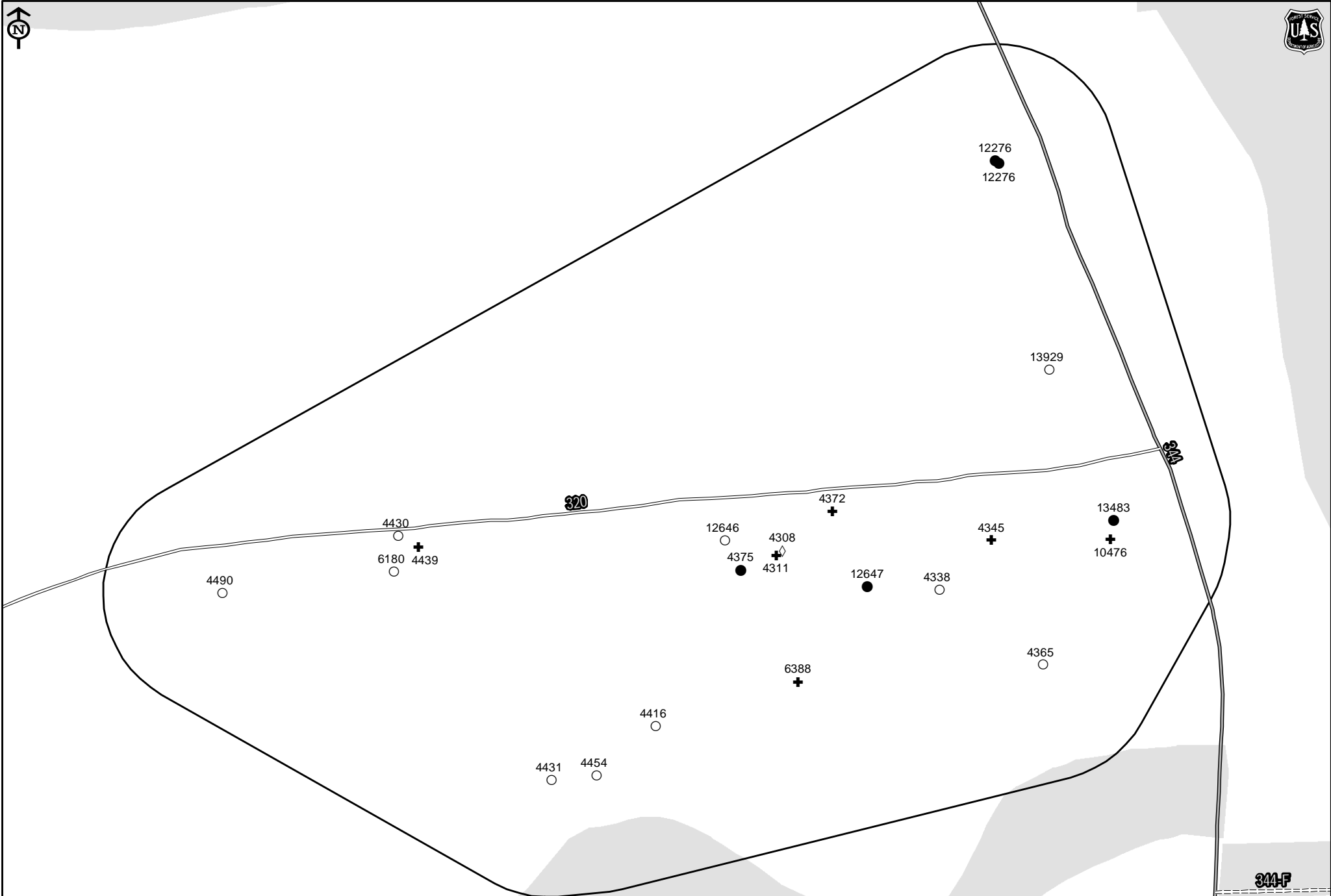
Apalachicola National Forest RCW Assessment

Cluster 211.01

Total Cavity Tree Count

22

- | | | | |
|---------------|--------------|---------------|----------------|
| ● Active | ◇ Unsuitable | ▭ Active | ■ Non Pine |
| ○ Inactive | ○ NA | ▭ Inactive | ▨ Young Pine |
| ■ Recruitment | ✕ Non Extant | ▭ Recruitment | ■ Private Land |




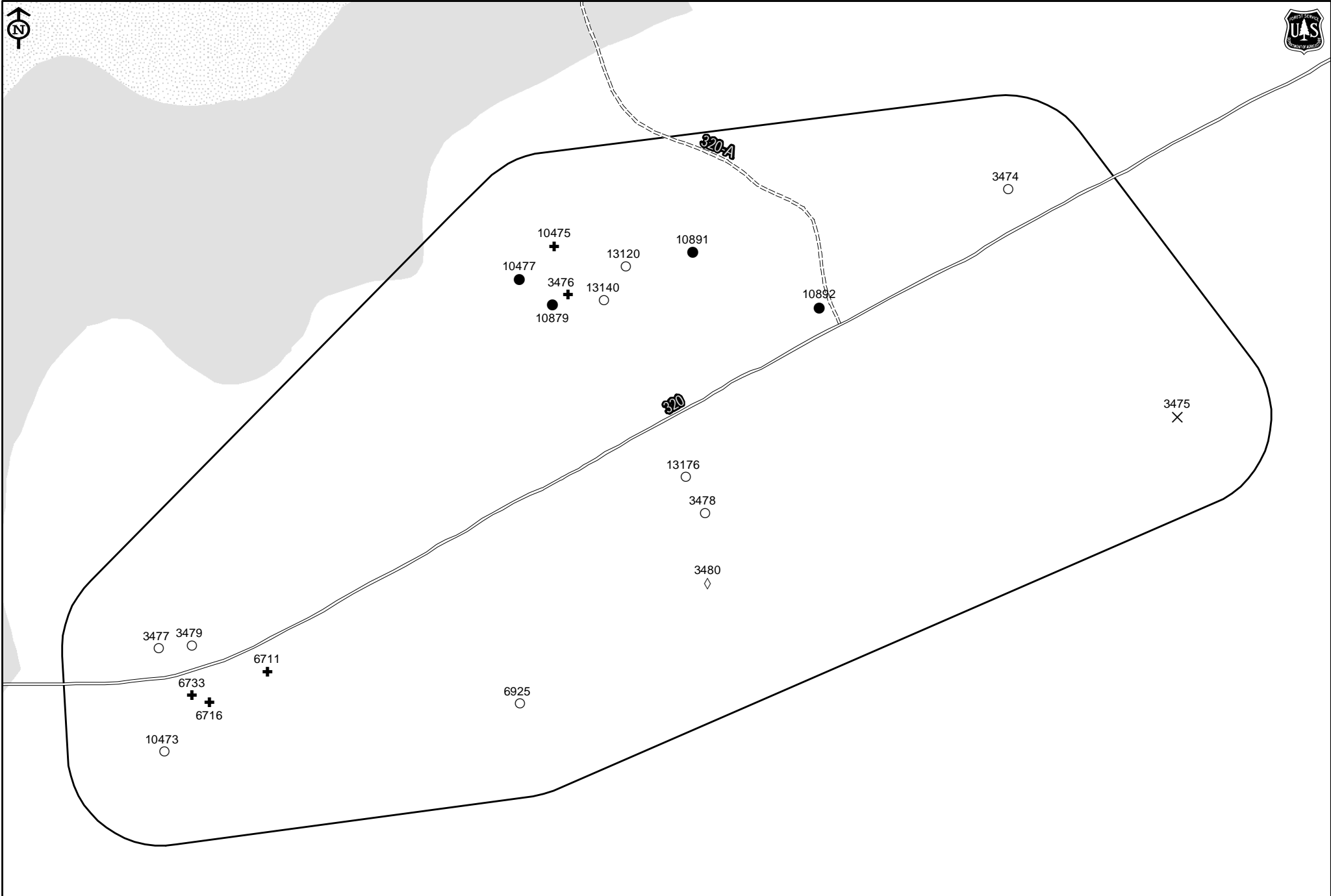
0 250 500 Feet

Apalachicola National Forest RCW Assessment

Cluster 211.02

Total Cavity Tree Count **20**

- | | | | |
|---------------|--------------|---------------|--------------------------|
| ● Active | ◇ Unsuitable | ▭ Active | ■ Unsuitable RCW habitat |
| ○ Inactive | ○ NA | ▭ Inactive | ▨ Non Pine |
| ■ Recruitment | ✚ Unknown | ▭ Recruitment | ▨ Young Pine |
| | ✕ Non Extant | | ■ Private Land |

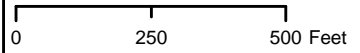
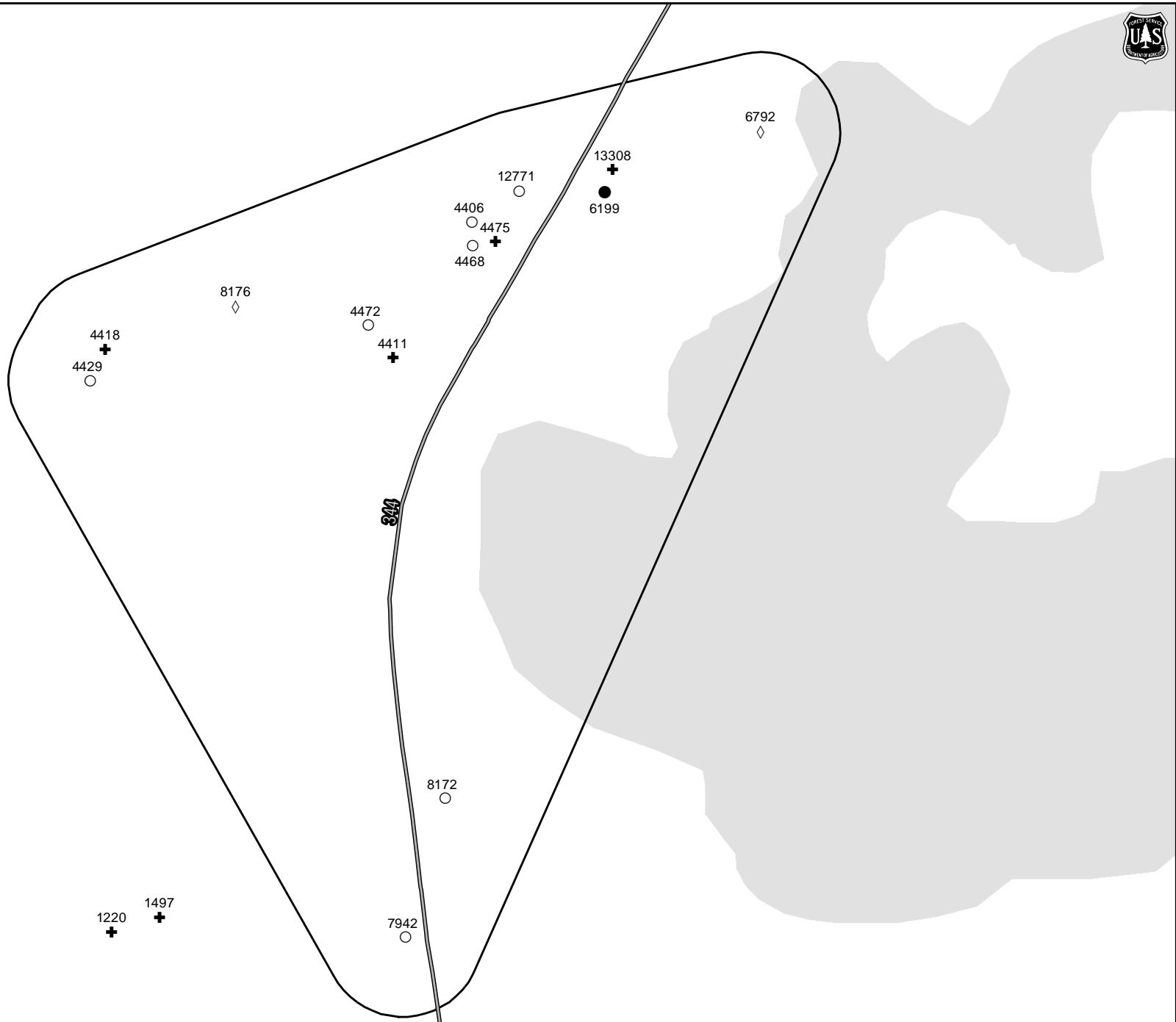


Apalachicola National Forest RCW Assessment

Cluster 211.03

Total Cavity Tree Count **14**

- | | | | |
|---------------|--------------|---------------|--------------------------|
| ● Active | ◇ Unsuitable | ▭ Active | ■ Unsuitable RCW habitat |
| ○ Inactive | ○ NA | ▭ Inactive | ■ Non Pine |
| ■ Recruitment | ✦ Unknown | ▭ Recruitment | ■ Young Pine |
| | ✦ Non Extant | | ■ Private Land |

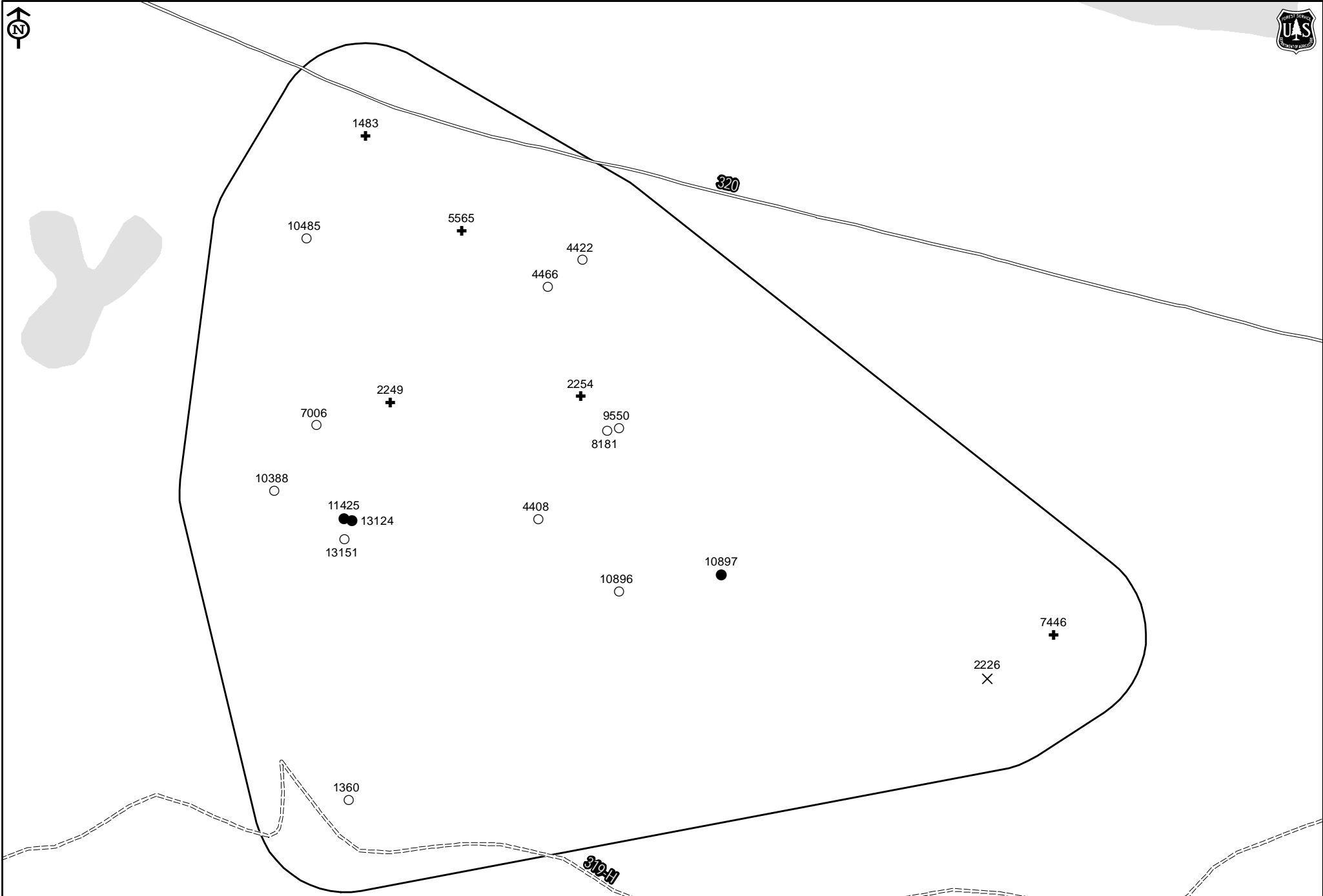


Apalachicola National Forest RCW Assessment

Cluster 211.08

Total Cavity Tree Count **20**

- | | | | |
|-------------------|--------------|----------------------|------------------------|
| RCW Tree (Status) | ◇ Unsuitable | RCW Cluster (Status) | Unsuitable RCW habitat |
| ● Active | ○ NA | ▭ Active | ■ Non Pine |
| ○ Inactive | ✚ Unknown | - - - Inactive | ▨ Young Pine |
| ■ Recruitment | ✕ Non Extant | Recruitment | ■ Private Land |



0 250 500 Feet

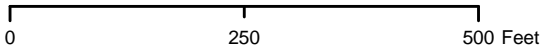
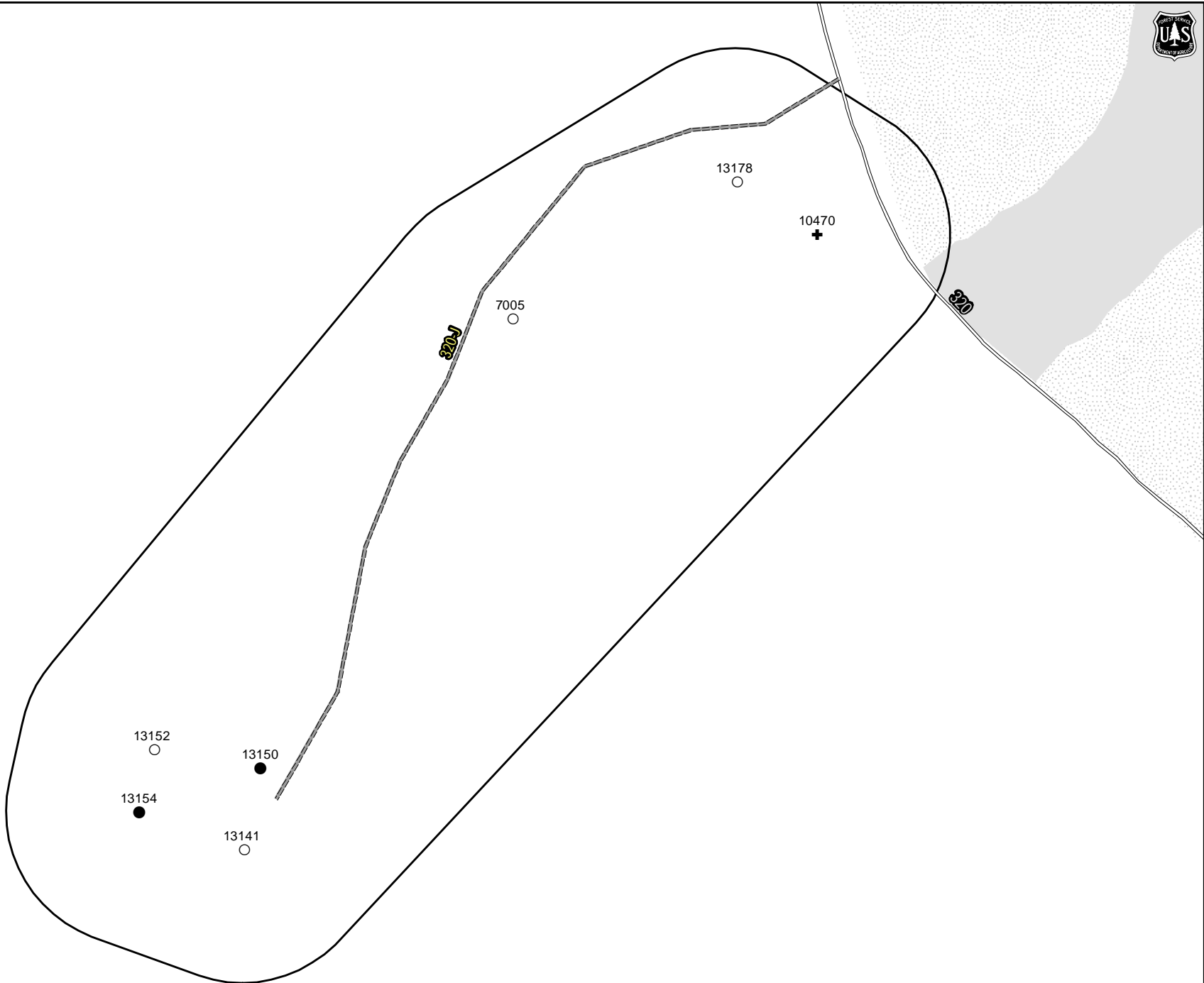
Apalachicola National Forest RCW Assessment

Cluster 211.09

Total Cavity Tree Count

7

- | | | | |
|-------------------|--------------|----------------------|------------------------|
| RCW Tree (Status) | ◇ Unsuitable | RCW Cluster (Status) | Unsuitable RCW habitat |
| ● Active | ○ NA | ▭ Active | ■ Non Pine |
| ○ Inactive | ✚ Unknown | ▭ Inactive | ▨ Young Pine |
| ■ Recruitment | ✕ Non Extant | ▭ Recruitment | ■ Private Land |

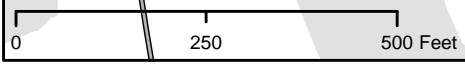
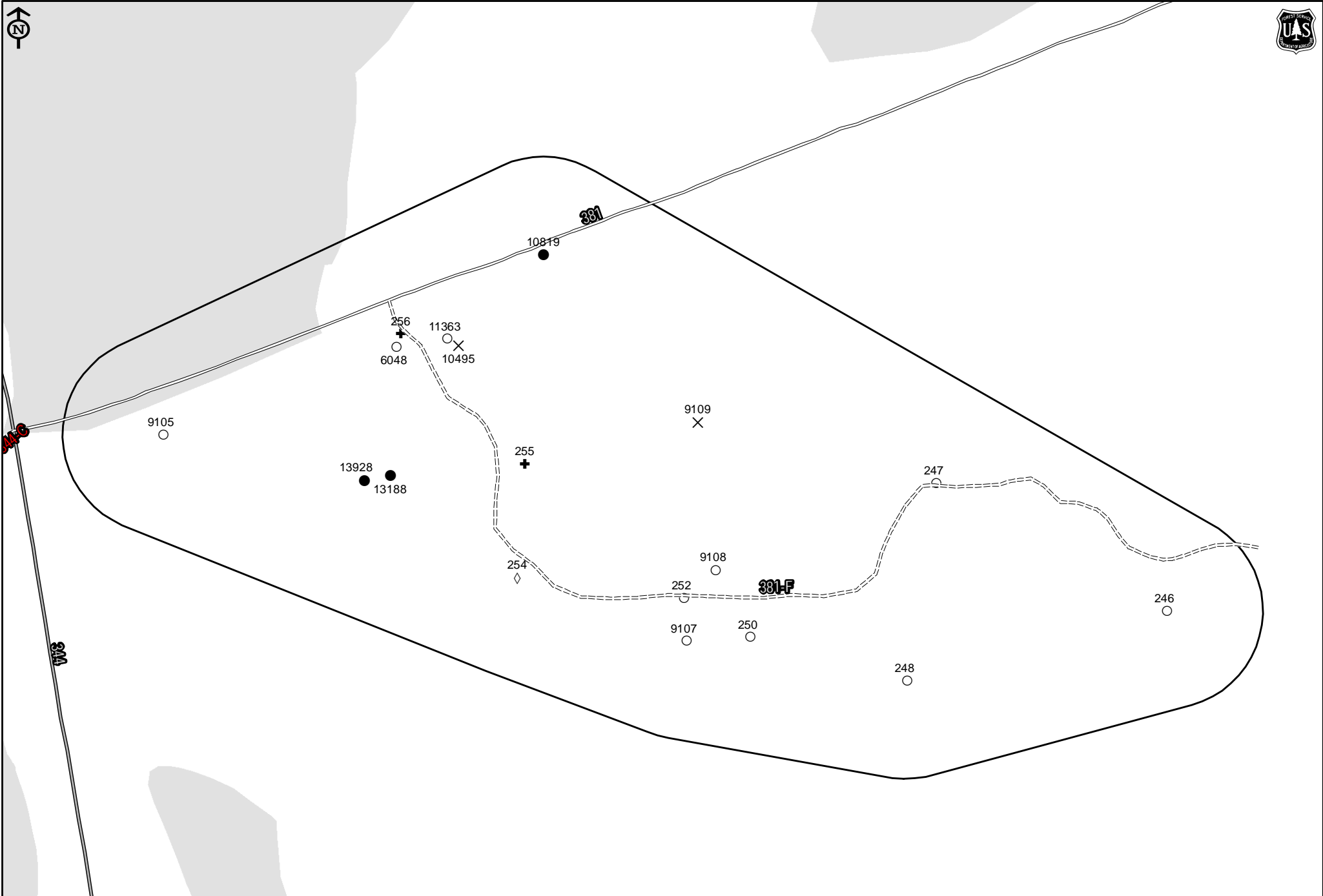


Apalachicola National Forest RCW Assessment

Cluster 212.01

Total Cavity Tree Count **18**

- | | | | |
|---------------|--------------|---------------|--------------------------|
| ● Active | ◇ Unsuitable | ▭ Active | ■ Unsuitable RCW habitat |
| ○ Inactive | ○ NA | ▭ Inactive | ■ Non Pine |
| ■ Recruitment | ✚ Unknown | ▭ Recruitment | ■ Young Pine |
| | ✕ Non Extant | | ■ Private Land |




Apalachicola National Forest RCW Assessment

Cluster 212.02

Total Cavity Tree Count 16

- | | | | |
|---------------|--------------|---------------|----------------|
| ● Active | ◇ Unsuitable | ▭ Active | ■ Private Land |
| ○ Inactive | ○ NA | ▭ Inactive | ▨ Young Pine |
| ■ Recruitment | ✚ Unknown | ▭ Recruitment | |
| | ✕ Non Extant | | |

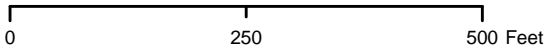
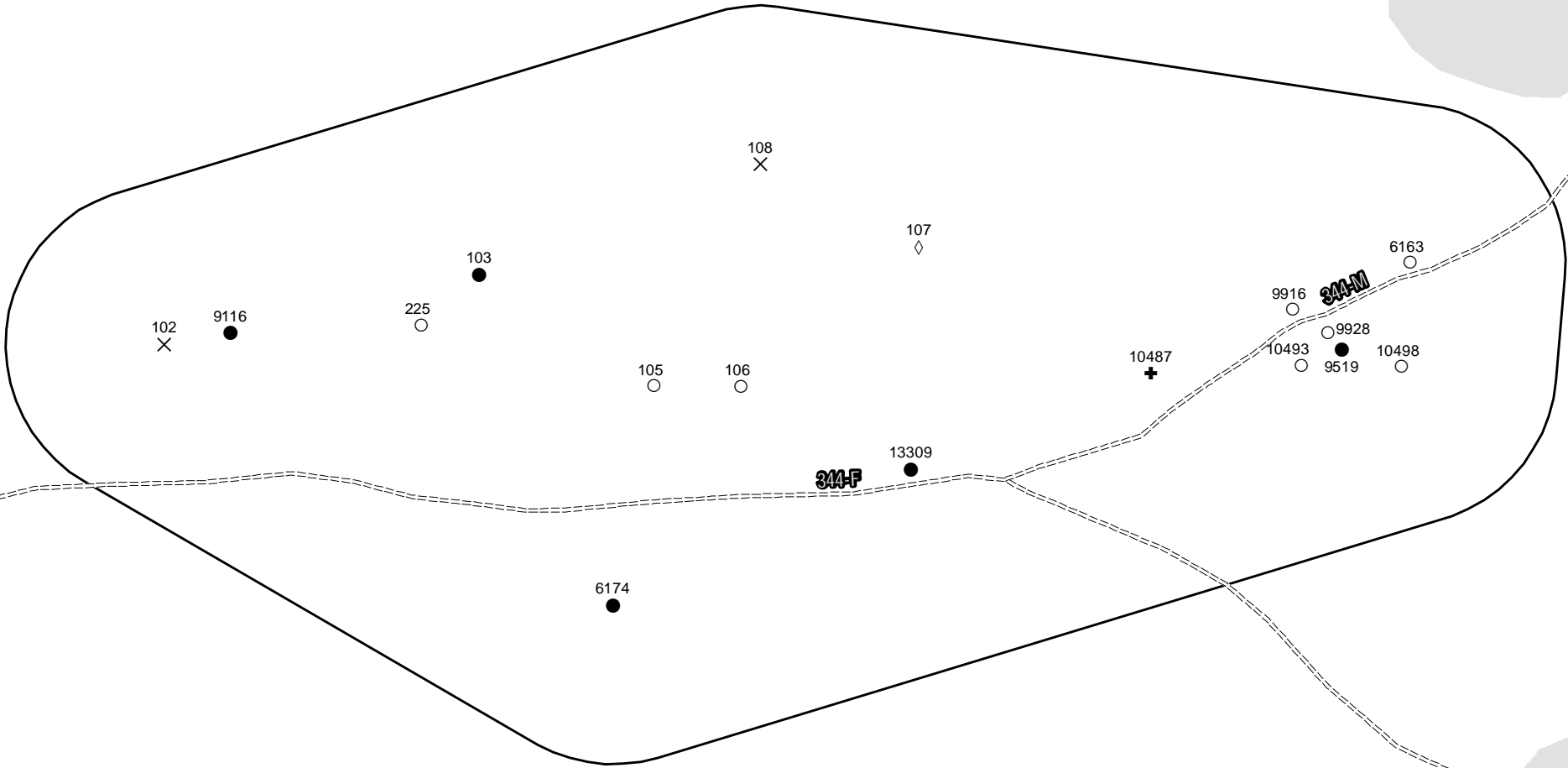


Apalachicola National Forest RCW Assessment

Cluster 212.04

Total Cavity Tree Count 17

- | | | | |
|-------------------|--------------|----------------------|------------------------|
| RCW Tree (Status) | ◇ Unsuitable | RCW Cluster (Status) | Unsuitable RCW habitat |
| ● Active | ○ NA | ▭ Active | ■ Non Pine |
| ○ Inactive | ✚ Unknown | ▭ Inactive | ▨ Young Pine |
| ■ Recruitment | ✕ Non Extant | ▭ Recruitment | ■ Private Land |




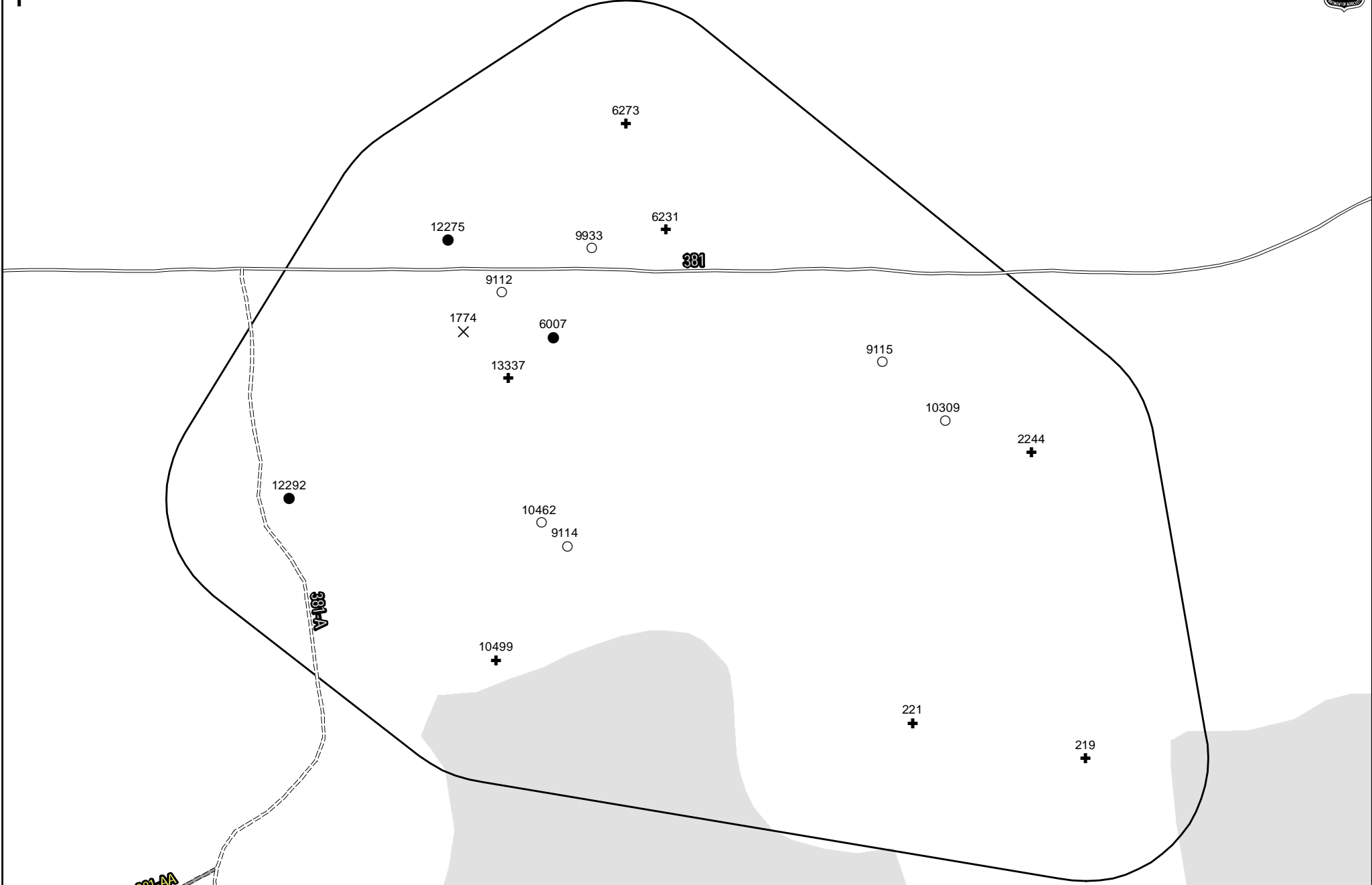
Apalachicola National Forest RCW Assessment

Cluster 212.07

Total Cavity Tree Count

17

- | | | | |
|---------------|--------------|---------------|--------------------------|
| ● Active | ◇ Unsuitable | ▭ Active | ■ Unsuitable RCW habitat |
| ○ Inactive | ○ NA | ▭ Inactive | ■ Non Pine |
| ■ Recruitment | ✦ Unknown | ▭ Recruitment | ■ Young Pine |
| | ✦ Non Extant | | ■ Private Land |



Apalachicola National Forest RCW Assessment

Cluster 213.02

Total Cavity Tree Count **18**

- | | | | |
|---------------|--------------|---------------|--------------------------|
| ● Active | ◇ Unsuitable | ▭ Active | ▭ Unsuitable RCW habitat |
| ○ Inactive | ○ NA | ▭ Inactive | ▭ Non Pine |
| ■ Recruitment | ✚ Unknown | ▭ Recruitment | ▭ Young Pine |
| | ✕ Non Extant | | ▭ Private Land |

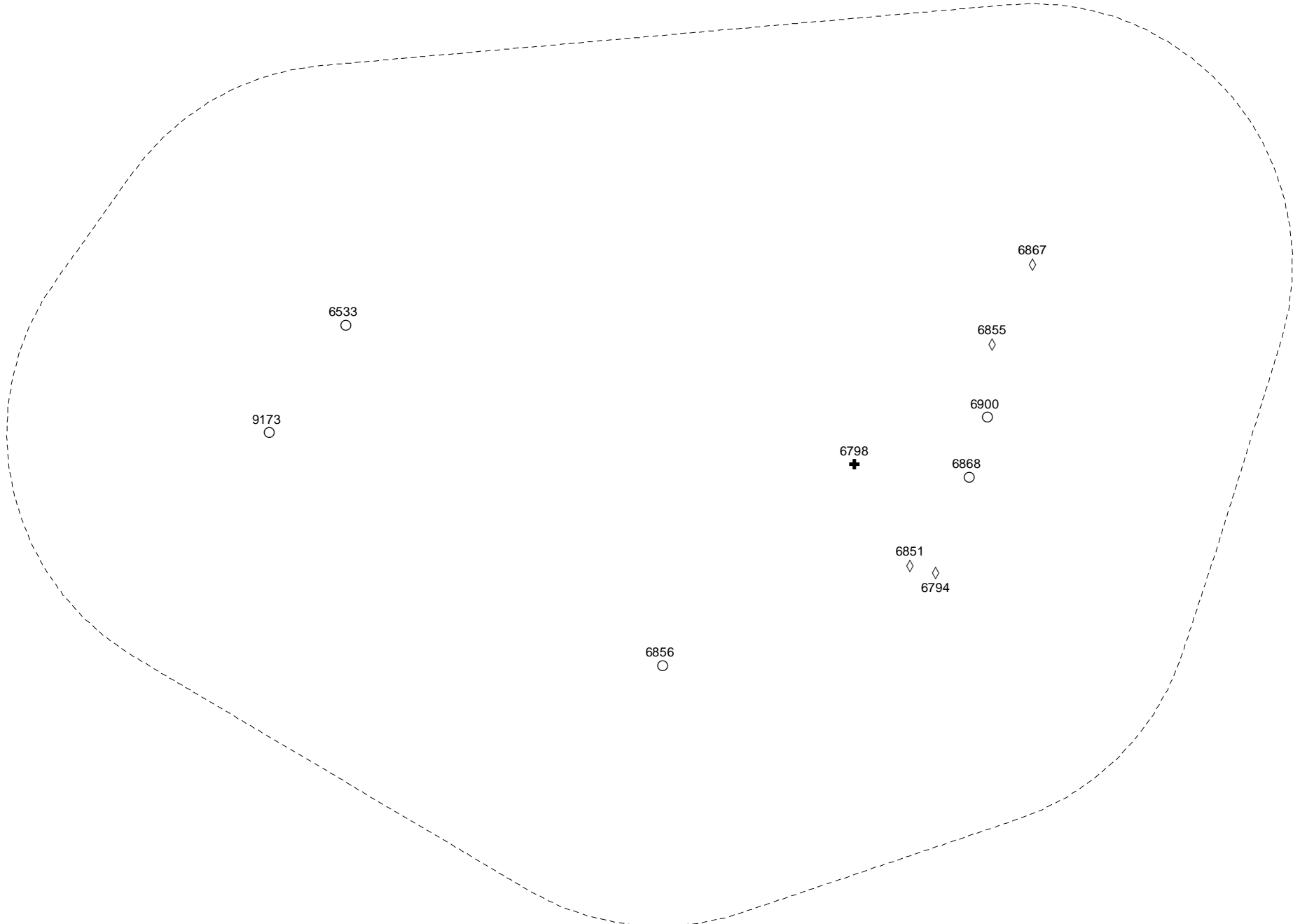


Apalachicola National Forest RCW Assessment

Cluster 213.03

Total Cavity Tree Count 10

- | | | | |
|-------------------|--------------|----------------------|------------------------|
| RCW Tree (Status) | ◇ Unsuitable | RCW Cluster (Status) | Unsuitable RCW habitat |
| ● Active | ○ NA | ▭ Active | ■ Non Pine |
| ○ Inactive | ✚ Unknown | ▭ Inactive | ▨ Young Pine |
| ■ Recruitment | ✕ Non Extant | ▭ Recruitment | ■ Private Land |



9173

6533

6856

6798

6851

6794

6868

6900

6855

6867

0 250 500 Feet

Apalachicola National Forest RCW Assessment

Cluster 213.05

Total Cavity Tree Count **23**

- | | | | |
|-------------------|--------------|----------------------|------------------------|
| RCW Tree (Status) | ◇ Unsuitable | RCW Cluster (Status) | Unsuitable RCW habitat |
| ● Active | ○ NA | ▭ Active | ■ Non Pine |
| ○ Inactive | ✚ Unknown | ▭ Inactive | ▨ Young Pine |
| ■ Recruitment | ✕ Non Extant | ▭ Recruitment | ■ Private Land |



0 250 500 Feet

Apalachicola National Forest RCW Assessment

Cluster 214.01

Total Cavity Tree Count

9

- | | | | |
|---------------|--------------|---------------|----------------|
| ● Active | ◇ Unsuitable | ▭ Active | ■ Private Land |
| ○ Inactive | ○ NA | ▭ Inactive | ▨ Young Pine |
| ■ Recruitment | ⊕ Unknown | ▭ Recruitment | |
| | × Non Extant | | |



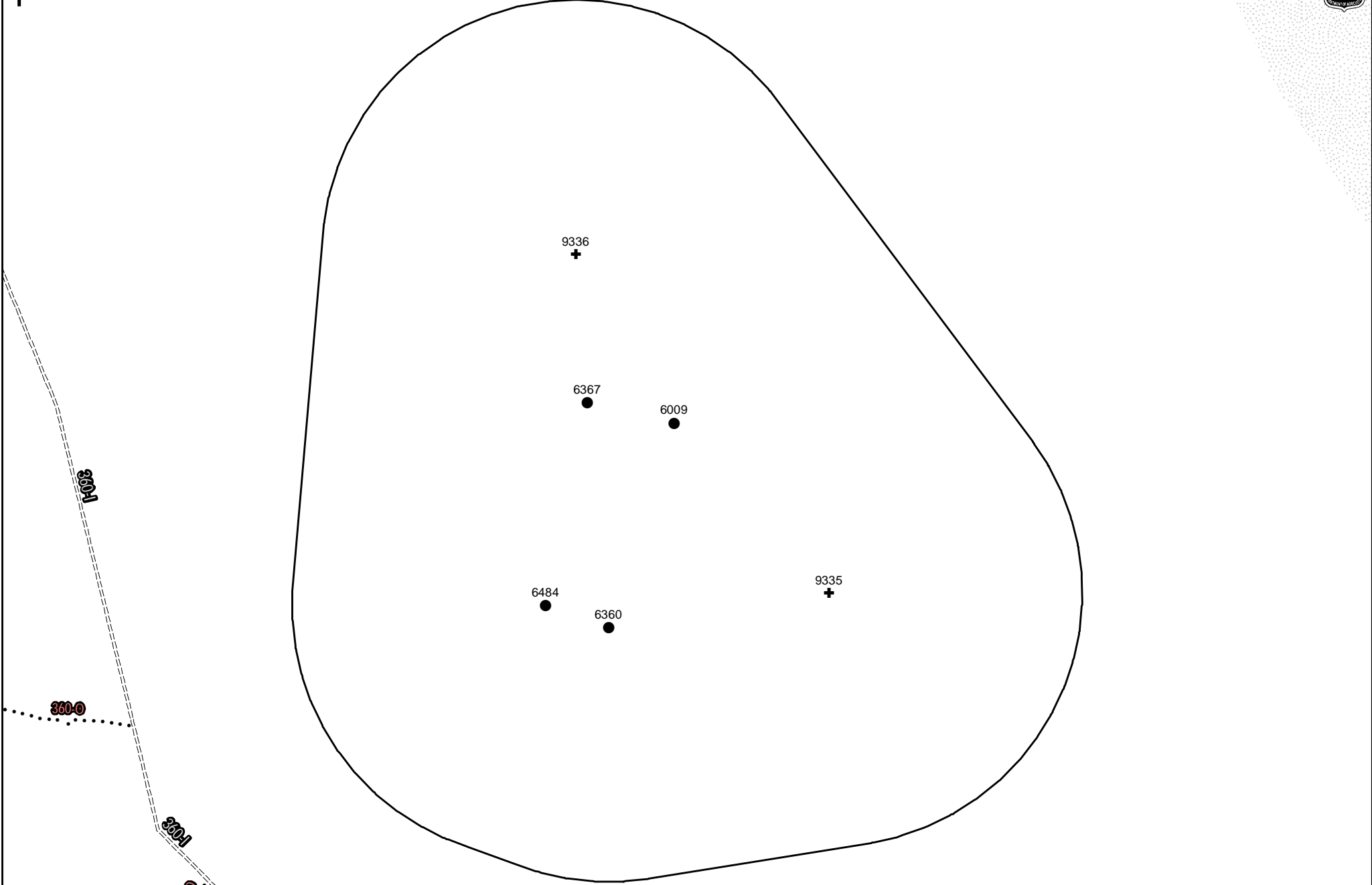
Apalachicola National Forest RCW Assessment

Cluster 214.02

Total Cavity Tree Count

6

- | | | | |
|---------------|--------------|---------------|----------------|
| ● Active | ◇ Unsuitable | ▭ Active | ■ Private Land |
| ○ Inactive | ○ NA | ▭ Inactive | ▨ Young Pine |
| ■ Recruitment | ✚ Unknown | ▭ Recruitment | |
| | ✕ Non Extant | | |



0 250 500 Feet

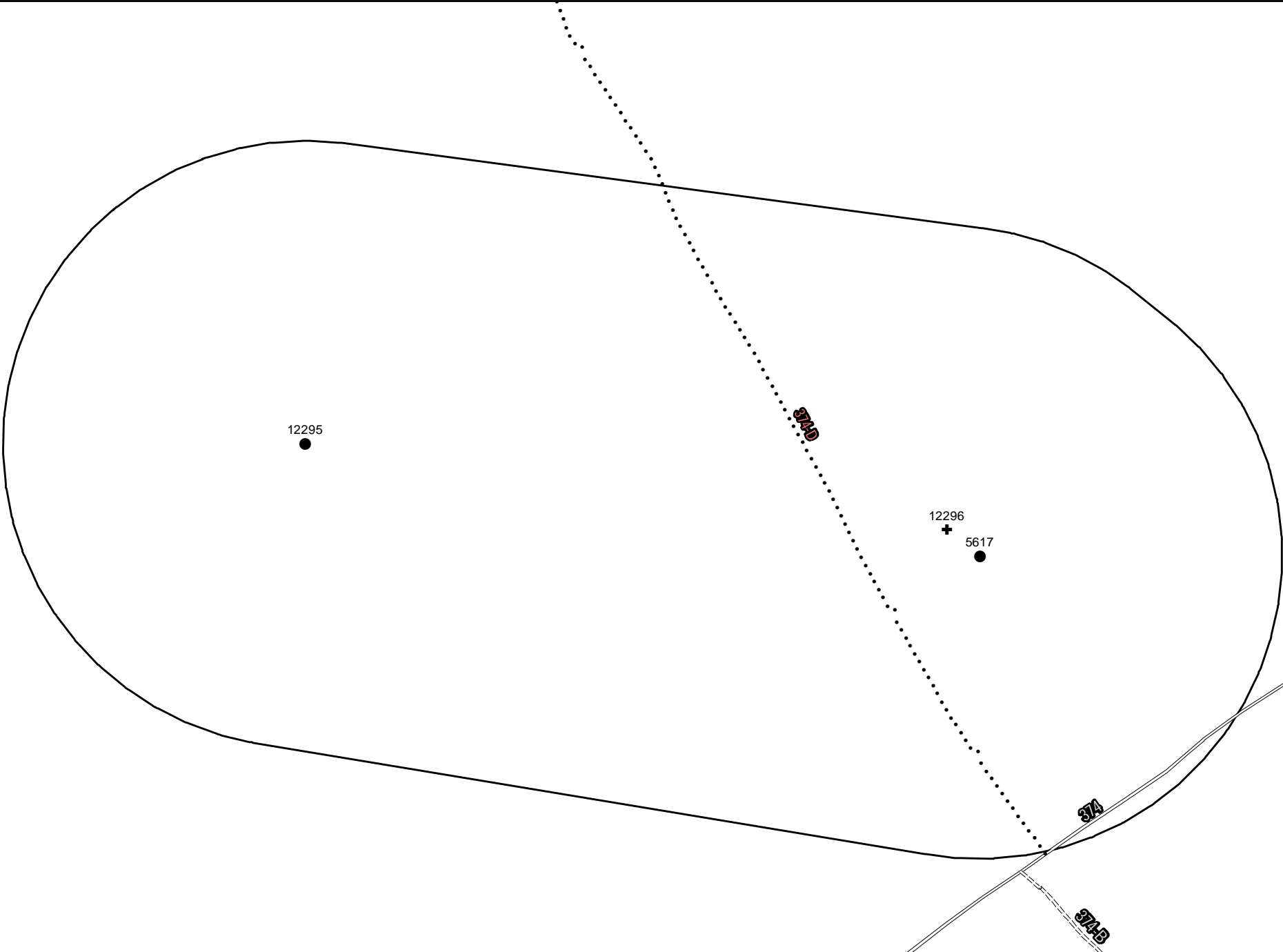
Apalachicola National Forest RCW Assessment

Cluster 214.03

Total Cavity Tree Count

3

- | | | | |
|-------------------|--------------|----------------------|------------------------|
| RCW Tree (Status) | ◇ Unsuitable | RCW Cluster (Status) | Unsuitable RCW habitat |
| ● Active | ○ NA | ▭ Active | ■ Non Pine |
| ○ Inactive | ✚ Unknown | ▭ Inactive | ▨ Young Pine |
| ■ Recruitment | ✕ Non Extant | ▭ Recruitment | ■ Private Land |



0 250 500 Feet

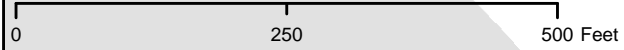
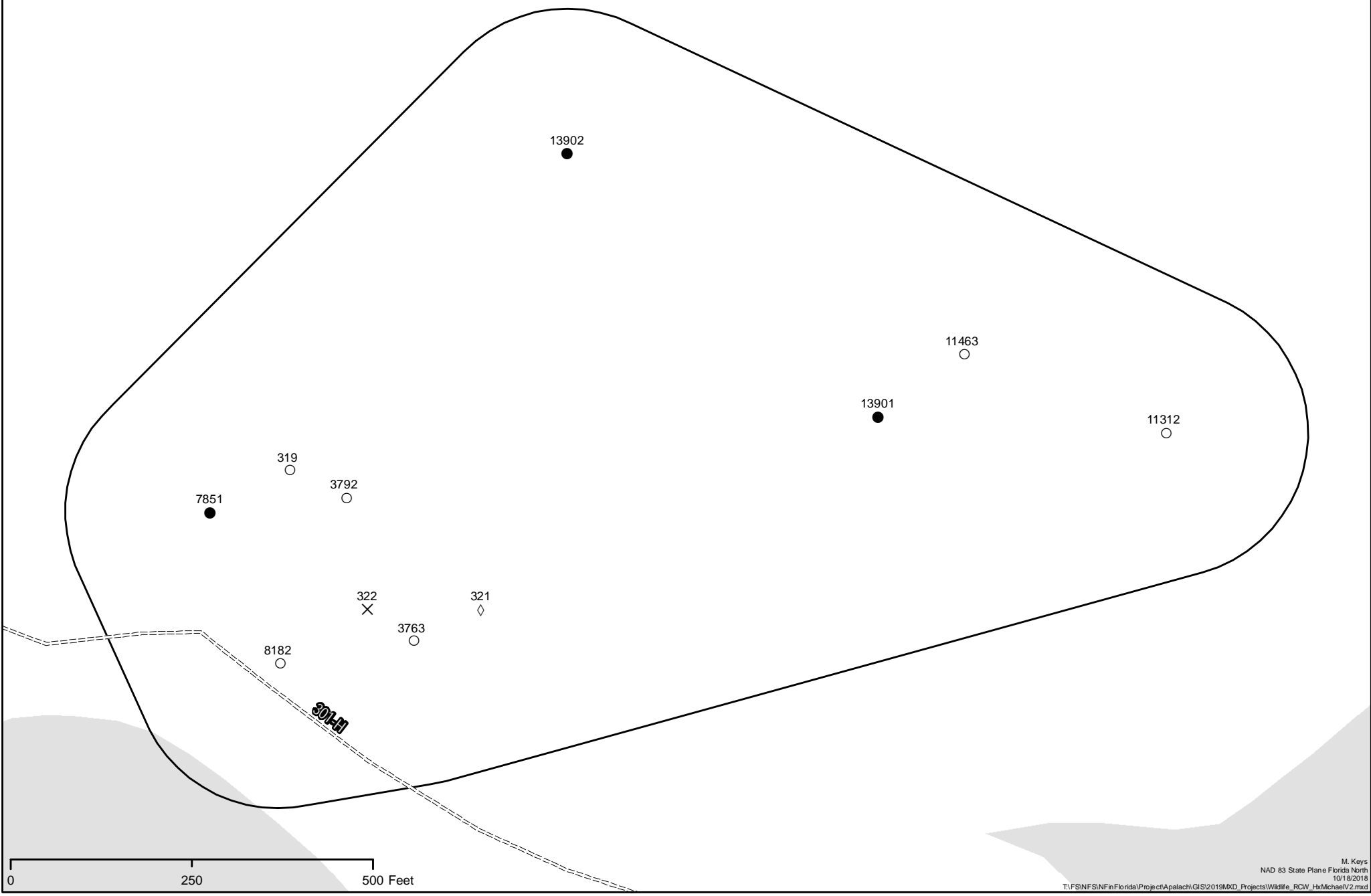
Apalachicola National Forest RCW Assessment

Cluster 215.01

Total Cavity Tree Count

11

- | | | | |
|---------------|--------------|---------------|----------------|
| ● Active | ◇ Unsuitable | ▭ Active | ■ Private Land |
| ○ Inactive | ○ NA | ▭ Inactive | ▨ Young Pine |
| ■ Recruitment | ✕ Non Extant | ▭ Recruitment | |
| | | | |



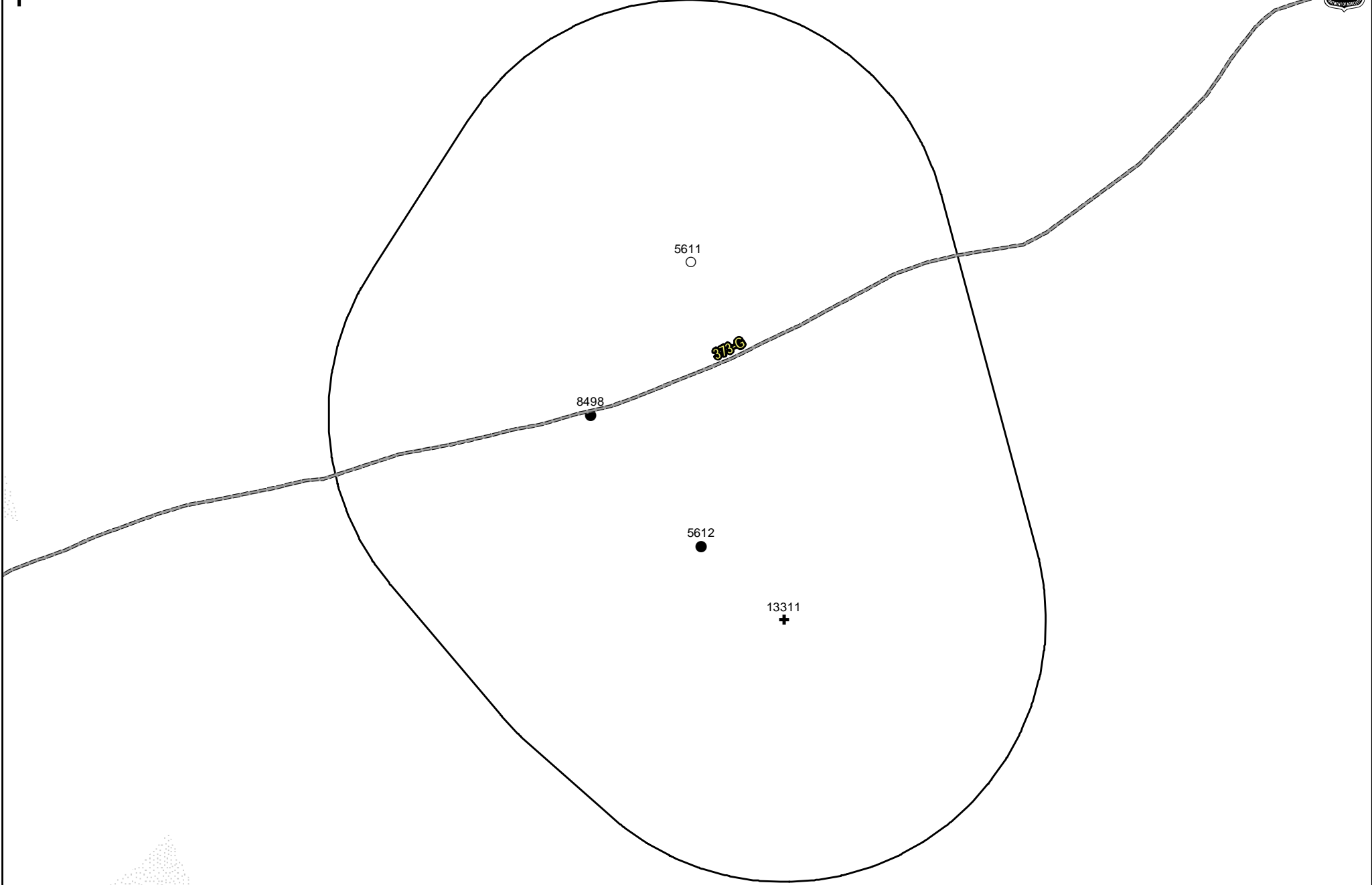
Apalachicola National Forest RCW Assessment

Cluster 215.02

Total Cavity Tree Count

4

- | | | | |
|-------------------|--------------|----------------------|------------------------|
| RCW Tree (Status) | ◇ Unsuitable | RCW Cluster (Status) | Unsuitable RCW habitat |
| ● Active | ○ NA | ▭ Active | ■ Non Pine |
| ○ Inactive | ✚ Unknown | ▭ Inactive | ▨ Young Pine |
| ■ Recruitment | ✕ Non Extant | ▭ Recruitment | ■ Private Land |



0 250 500 Feet

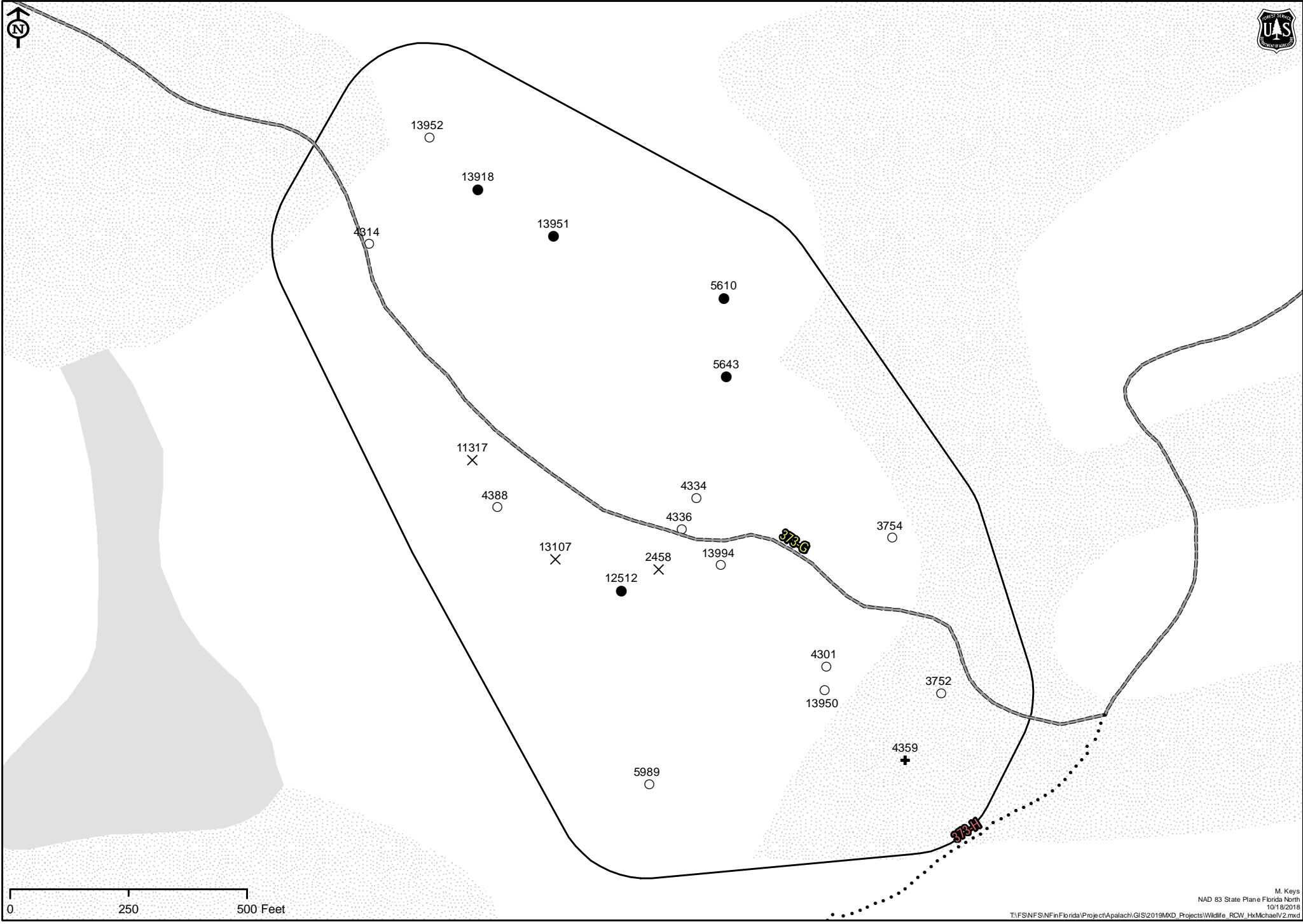
Apalachicola National Forest RCW Assessment

Cluster 215.03

Total Cavity Tree Count

20

- | | | | |
|---------------|--------------|---------------|----------------|
| ● Active | ◇ Unsuitable | ▭ Active | ■ Private Land |
| ○ Inactive | ○ NA | ▭ Inactive | ▨ Young Pine |
| ■ Recruitment | ✕ Non Extant | ▭ Recruitment | |
| | | | |



0 250 500 Feet

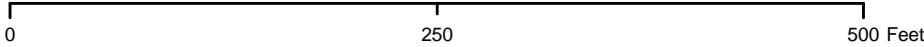
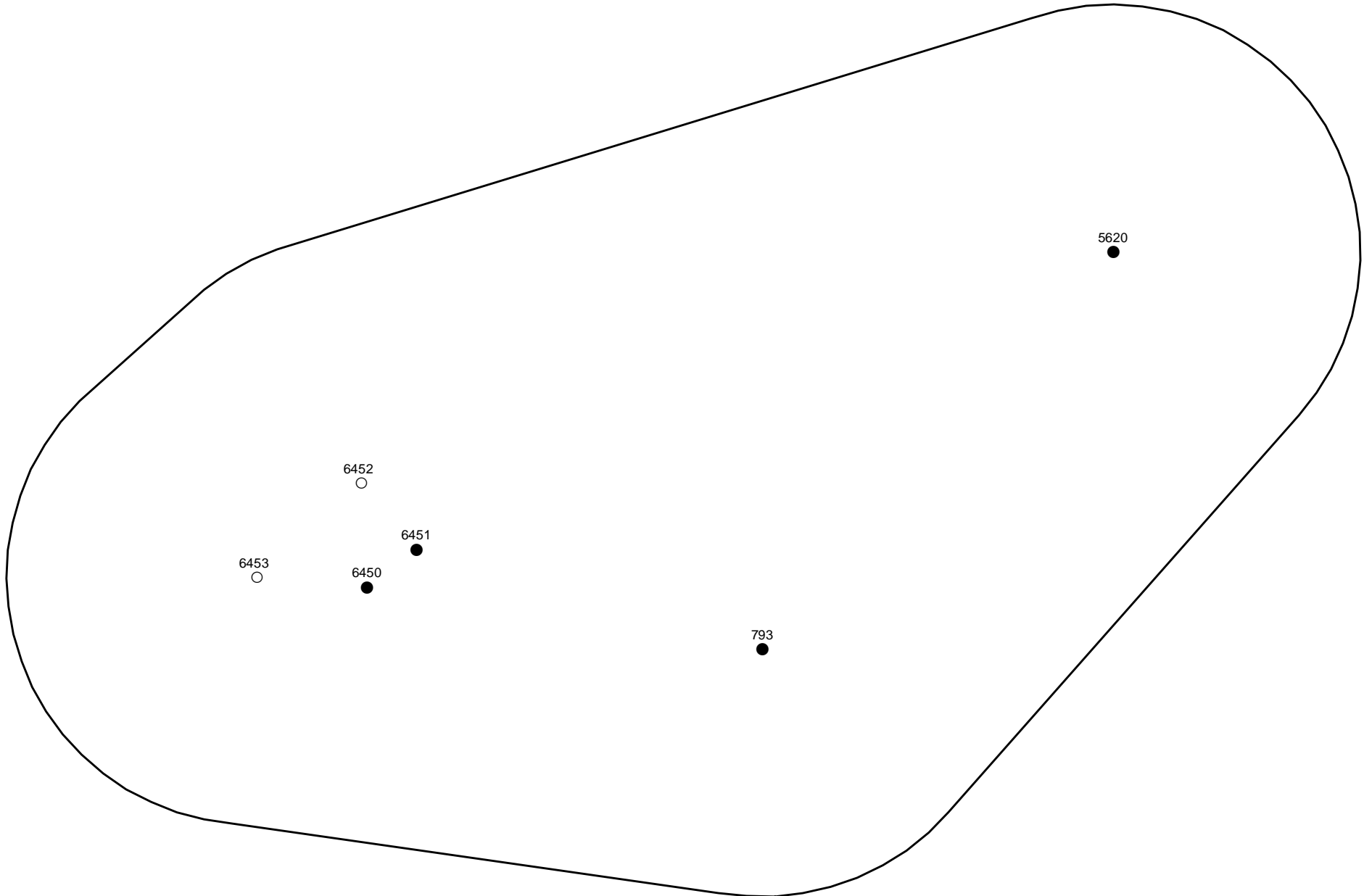
Apalachicola National Forest RCW Assessment

Cluster 215.04

Total Cavity Tree Count

6

- | | | | |
|---------------|--------------|---------------|----------------|
| ● Active | ◇ Unsuitable | ▭ Active | ■ Private Land |
| ○ Inactive | ○ NA | ▭ Inactive | ▨ Young Pine |
| ■ Recruitment | ✦ Unknown | ▭ Recruitment | |
| | ✕ Non Extant | | |



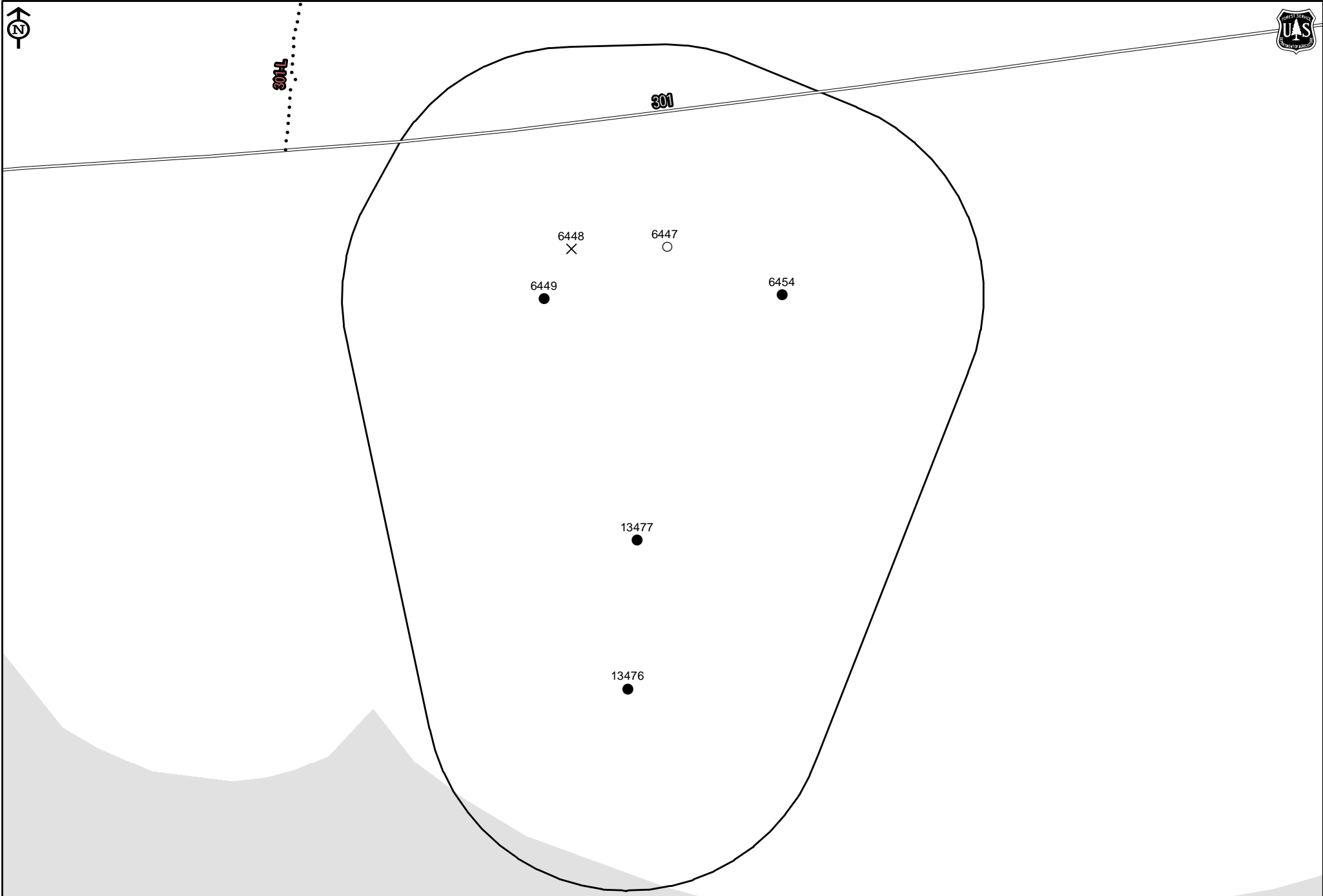
Apalachicola National Forest RCW Assessment

Cluster 215.05

Total Cavity Tree Count

6

- | | | | |
|-------------------|--------------|----------------------|------------------------|
| RCW Tree (Status) | ◇ Unsuitable | RCW Cluster (Status) | Unsuitable RCW habitat |
| ● Active | ○ NA | ▭ Active | ■ Non Pine |
| ○ Inactive | ✚ Unknown | ▭ Inactive | ▨ Young Pine |
| ■ Recruitment | ✕ Non Extant | ▭ Recruitment | ■ Private Land |



0 250 500 Feet

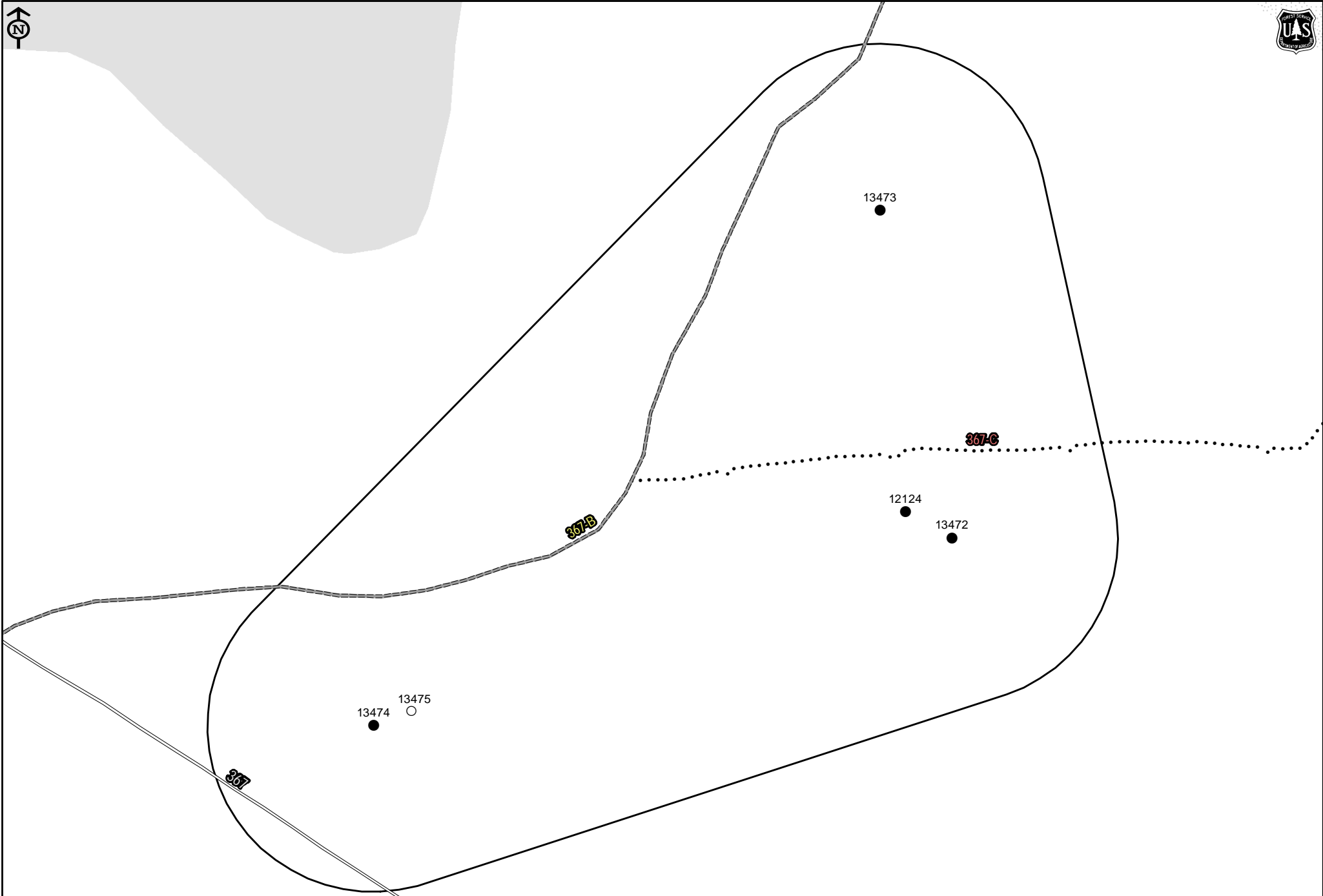
Apalachicola National Forest RCW Assessment

Cluster 215.06

Total Cavity Tree Count

5

- | | | | |
|---------------|--------------|---------------|----------------|
| ● Active | ◇ Unsuitable | ▭ Active | ■ Private Land |
| ○ Inactive | ○ NA | ▭ Inactive | ▨ Young Pine |
| ■ Recruitment | ✚ Unknown | ▭ Recruitment | |
| | ✕ Non Extant | | |



0 250 500 Feet

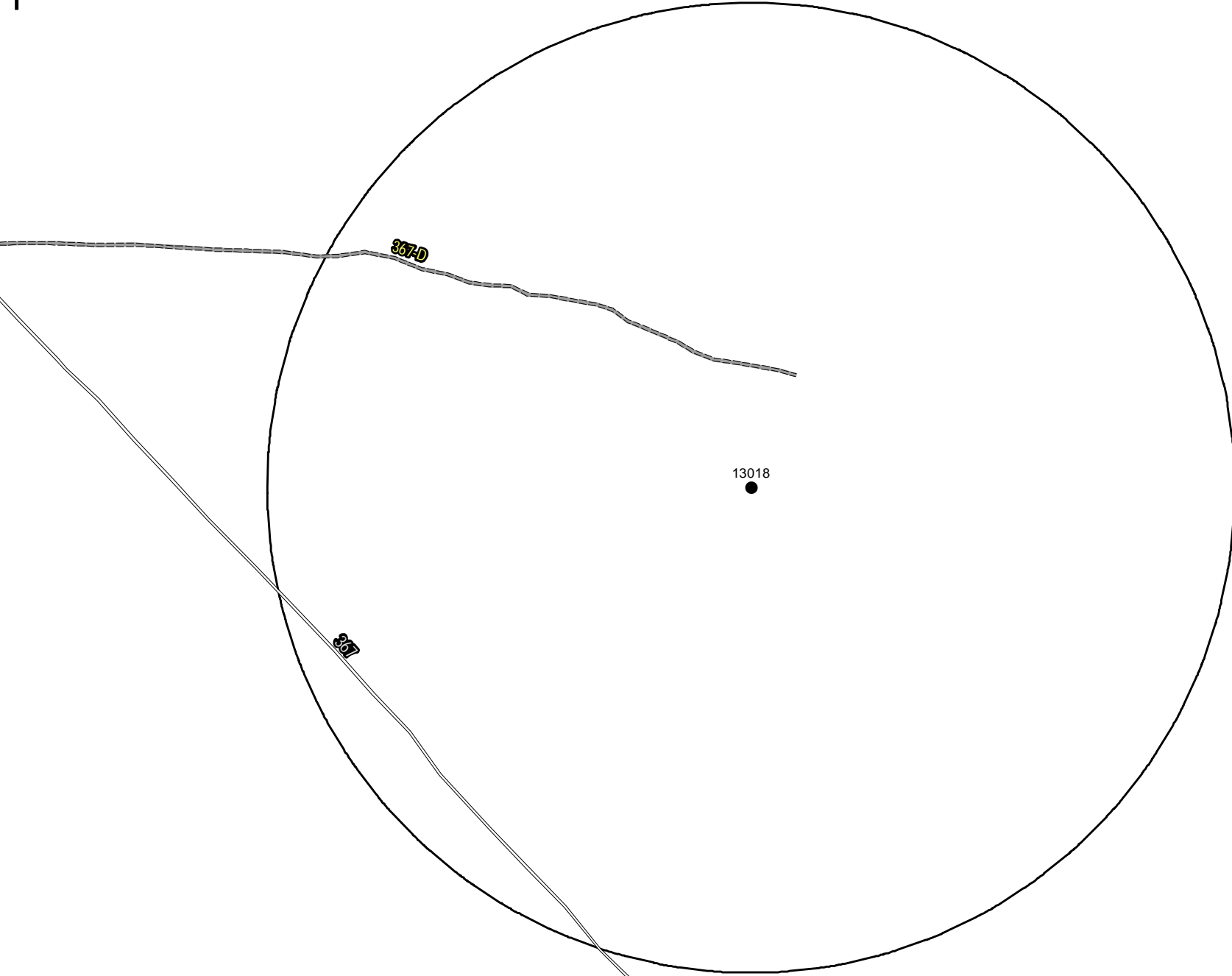
Apalachicola National Forest RCW Assessment

Cluster 215.07

Total Cavity Tree Count

1

- | | | | |
|-------------------|--------------|----------------------|------------------------|
| RCW Tree (Status) | ◇ Unsuitable | RCW Cluster (Status) | Unsuitable RCW habitat |
| ● Active | ○ NA | ▭ Active | ■ Non Pine |
| ○ Inactive | ✚ Unknown | ▭ Inactive | ▨ Young Pine |
| ■ Recruitment | ✕ Non Extant | ▭ Recruitment | ■ Private Land |



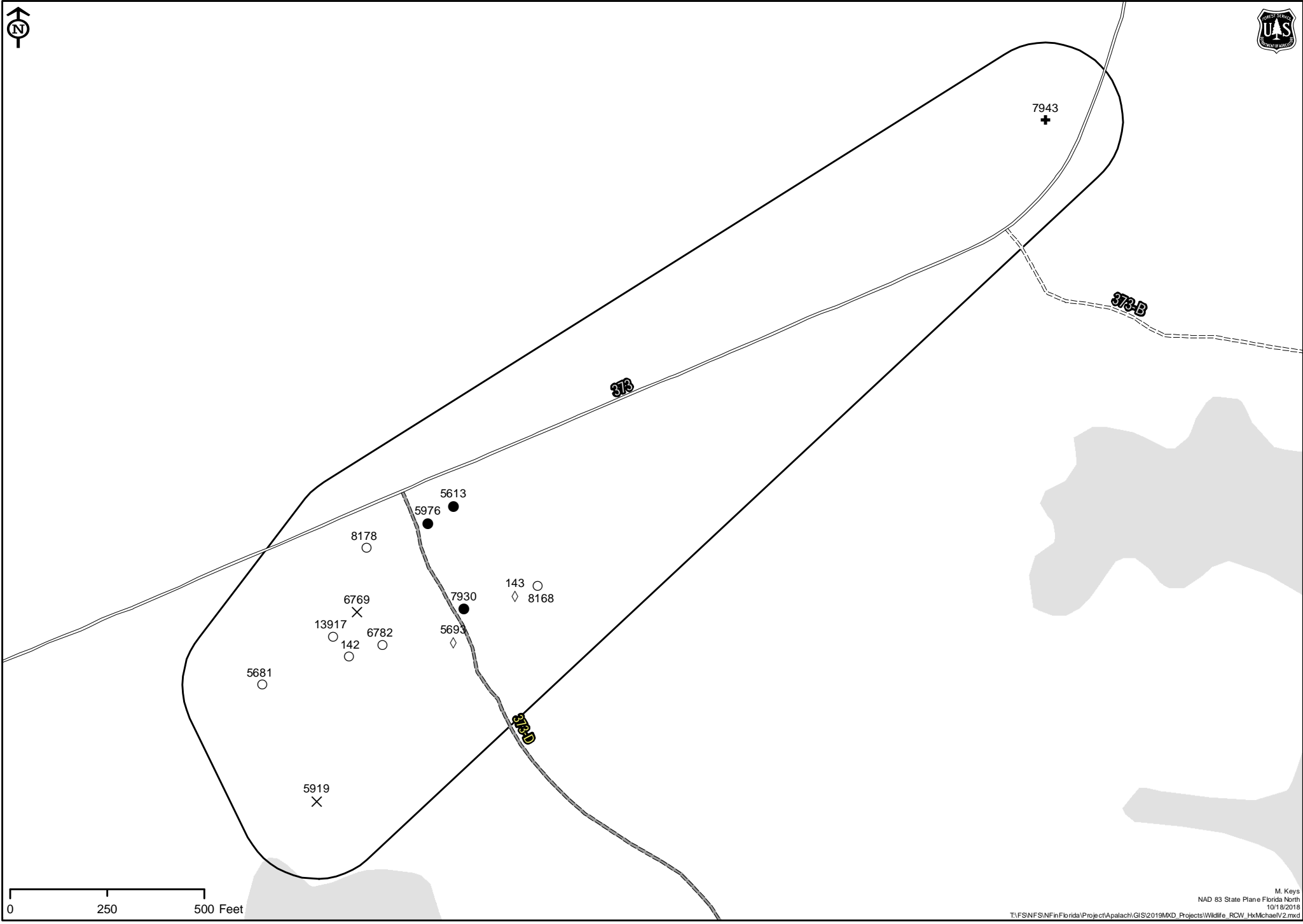
0 250 500 Feet

Apalachicola National Forest RCW Assessment

Cluster 216.01

Total Cavity Tree Count **14**

- | | | | |
|---------------|--------------|---------------|--------------------------|
| ● Active | ◇ Unsuitable | ▭ Active | ■ Unsuitable RCW habitat |
| ○ Inactive | ○ NA | ▭ Inactive | ■ Non Pine |
| ■ Recruitment | ✦ Unknown | ▭ Recruitment | ■ Young Pine |
| | ✕ Non Extant | | ■ Private Land |



0 250 500 Feet

Apalachicola National Forest RCW Assessment

Cluster 216.03

Total Cavity Tree Count 19

- | | | | |
|---------------|--------------|---------------|--------------------------|
| ● Active | ◇ Unsuitable | ▭ Active | ■ Unsuitable RCW habitat |
| ○ Inactive | ○ NA | ▭ Inactive | ■ Non Pine |
| ■ Recruitment | ✦ Unknown | ▭ Recruitment | ■ Young Pine |
| | ✕ Non Extant | | ■ Private Land |



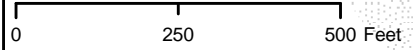
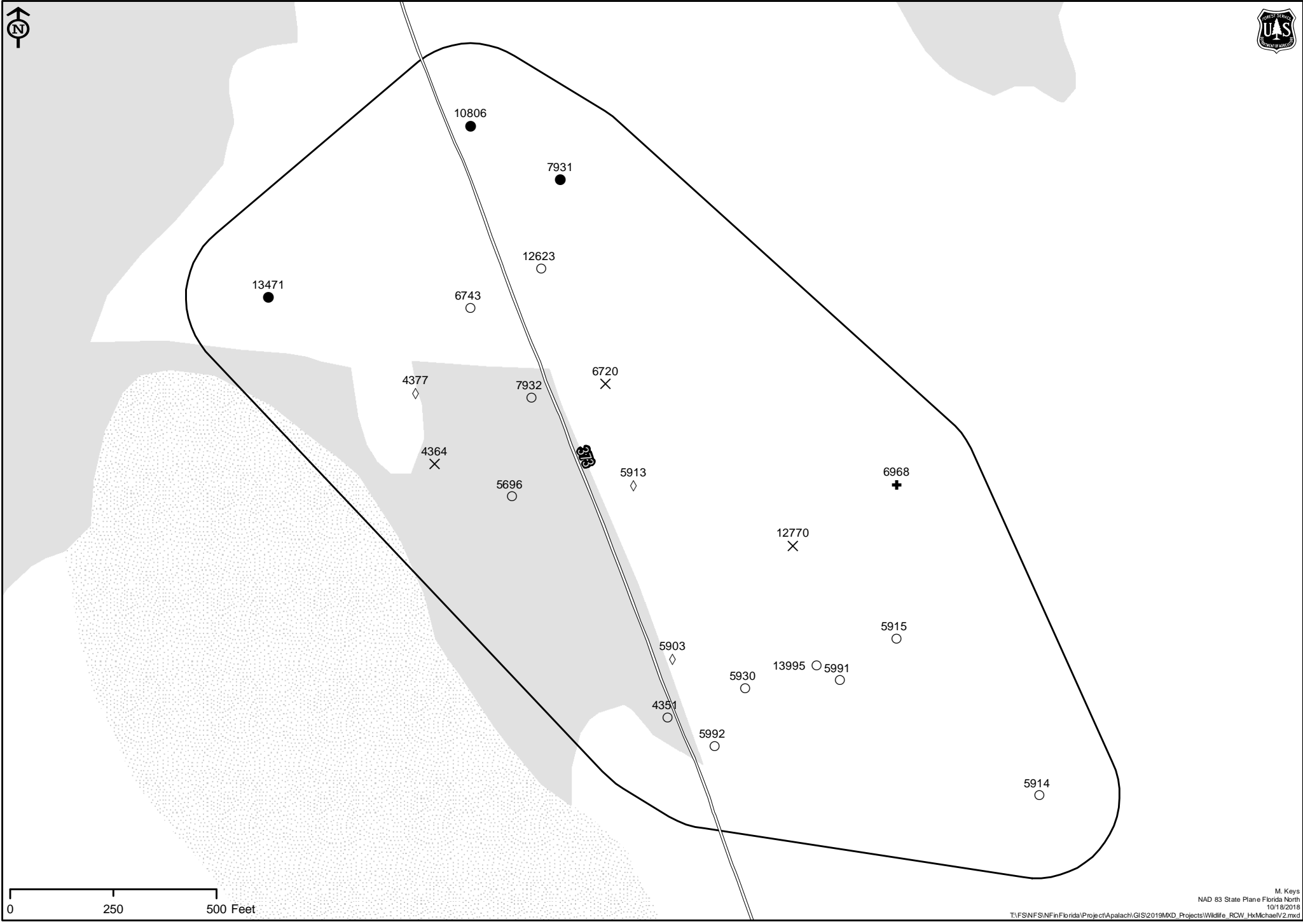
0 250 500 Feet

Apalachicola National Forest RCW Assessment

Cluster 216.05

Total Cavity Tree Count **21**

- | | | | |
|---------------|--------------|---------------|--------------------------|
| ● Active | ◇ Unsuitable | ▭ Active | ■ Unsuitable RCW habitat |
| ○ Inactive | ○ NA | ▭ Inactive | ■ Non Pine |
| ■ Recruitment | ✦ Unknown | ▭ Recruitment | ■ Young Pine |
| | ✦ Non Extant | | ■ Private Land |

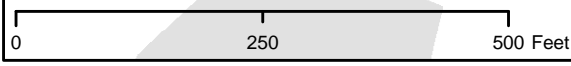
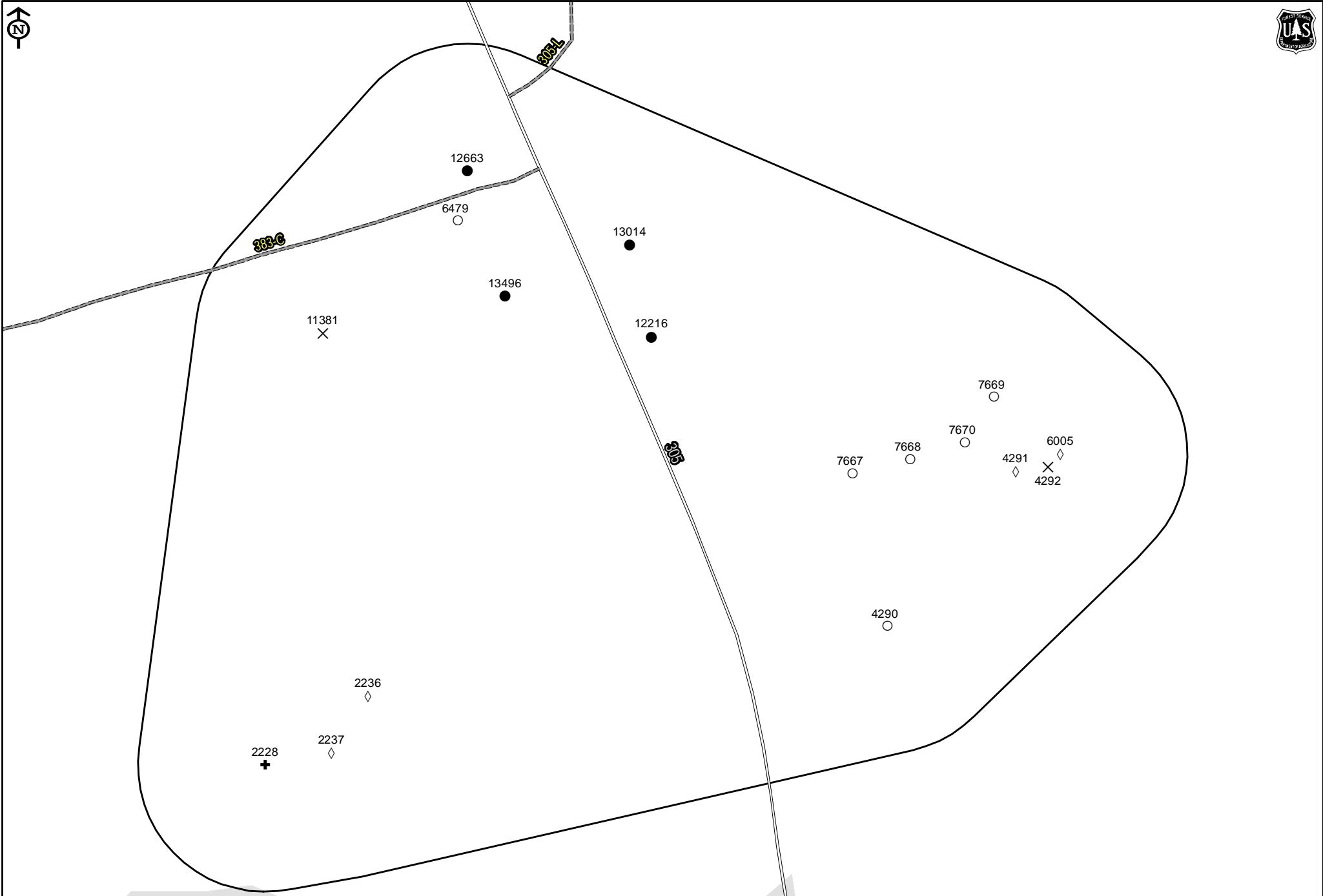


Apalachicola National Forest RCW Assessment

Cluster 217.01

Total Cavity Tree Count 17

- | | | | |
|---------------|--------------|---------------|----------------|
| ● Active | ◇ Unsuitable | ▭ Active | ■ Private Land |
| ○ Inactive | ○ NA | ▭ Inactive | ▨ Non Pine |
| ■ Recruitment | ✚ Unknown | ▭ Recruitment | ▨ Young Pine |
| | ✕ Non Extant | | |


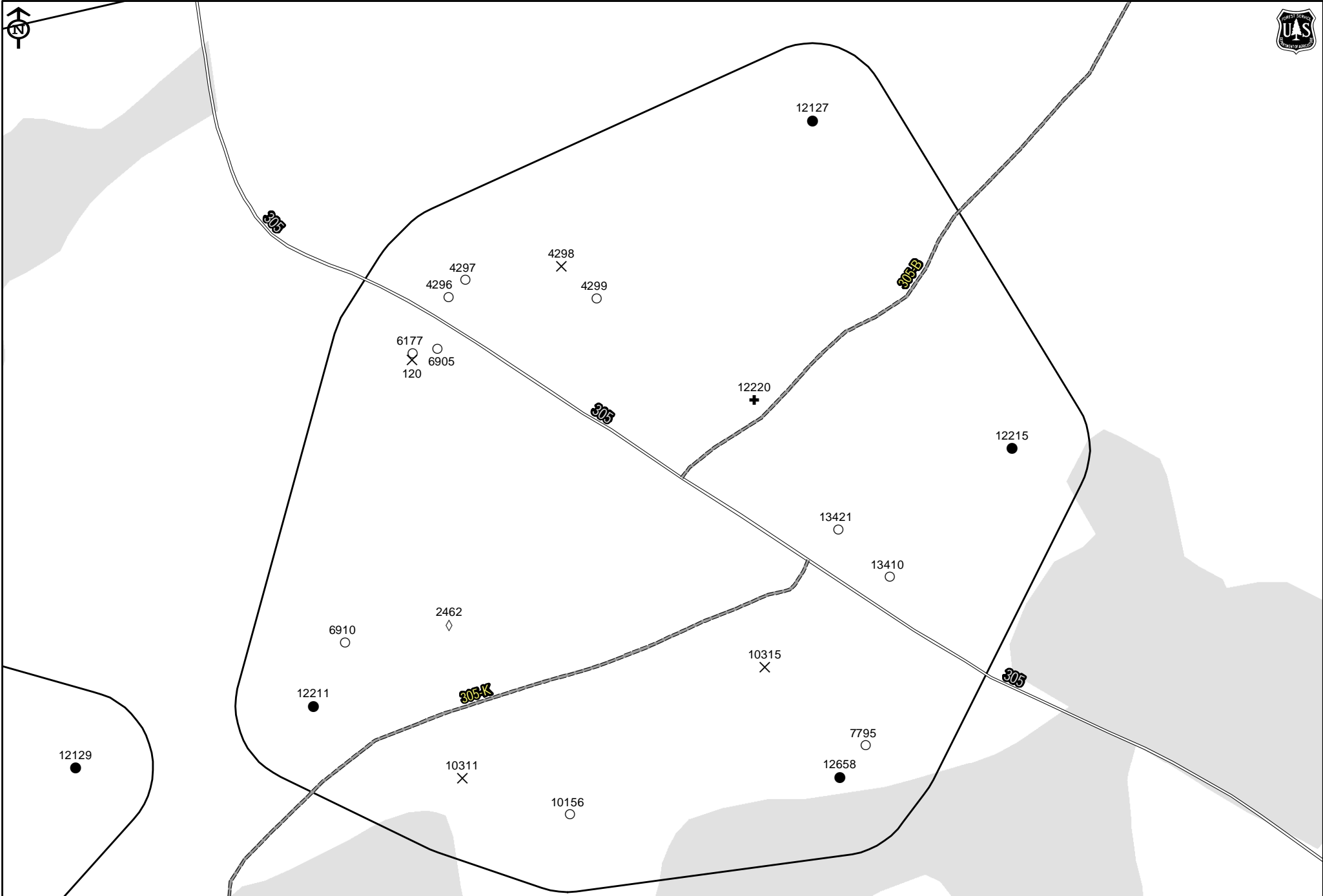


Apalachicola National Forest RCW Assessment

Cluster 217.02

Total Cavity Tree Count **20**

- | | | | |
|---------------|--------------|---------------|--------------------------|
| ● Active | ◇ Unsuitable | ▭ Active | ■ Unsuitable RCW habitat |
| ○ Inactive | ○ NA | ▭ Inactive | ■ Non Pine |
| ■ Recruitment | ✚ Unknown | ▭ Recruitment | ■ Young Pine |
| | ✕ Non Extant | | ■ Private Land |

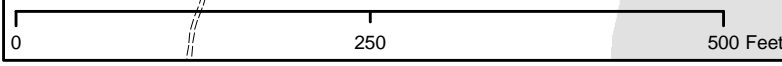


Apalachicola National Forest RCW Assessment

Cluster 22.02

Total Cavity Tree Count **16**

- | | | | |
|-------------------|--------------|----------------------|------------------------|
| RCW Tree (Status) | ◇ Unsuitable | RCW Cluster (Status) | Unsuitable RCW habitat |
| ● Active | ○ NA | ▭ Active | ■ Non Pine |
| ○ Inactive | ✚ Unknown | ▭ Inactive | ▨ Young Pine |
| ■ Recruitment | ✕ Non Extant | ▭ Recruitment | ■ Private Land |



Apalachicola National Forest RCW Assessment

Cluster 22.04

Total Cavity Tree Count 14

- | | | | |
|-------------------|--------------|----------------------|------------------------|
| RCW Tree (Status) | ◇ Unsuitable | RCW Cluster (Status) | Unsuitable RCW habitat |
| ● Active | ○ NA | ▭ Active | ■ Non Pine |
| ○ Inactive | ✚ Unknown | ▭ Inactive | ▨ Young Pine |
| ■ Recruitment | ✕ Non Extant | ▭ Recruitment | ■ Private Land |



8681
○

9937
○

3188
✚
3206

11272
○

3190
○

3180
○
7177
✚

10447
○

9570
○

4559
○

3270
●

12821
●

13168
●

3262
○

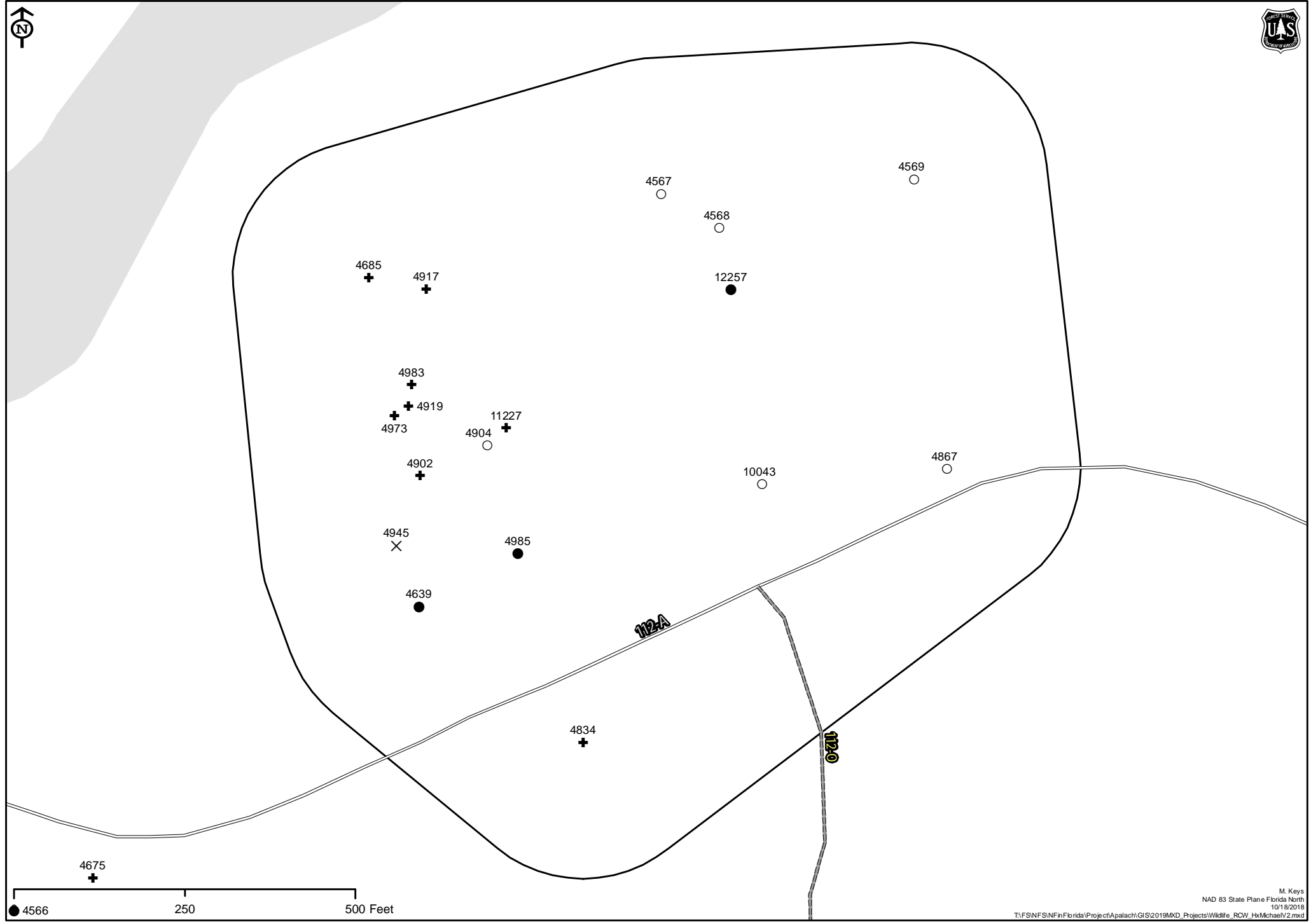
0 250 500 Feet

Apalachicola National Forest RCW Assessment

Cluster 22.05

Total Cavity Tree Count **18**

- | | | | |
|---------------|--------------|---------------|----------------|
| ● Active | ◇ Unsuitable | ▭ Active | ■ Private Land |
| ○ Inactive | ○ NA | ▭ Inactive | ▨ Non Pine |
| ■ Recruitment | ✚ Unknown | ▭ Recruitment | ▨ Young Pine |
| | ✕ Non Extant | | |



● 4566 250 500 Feet

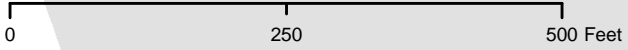
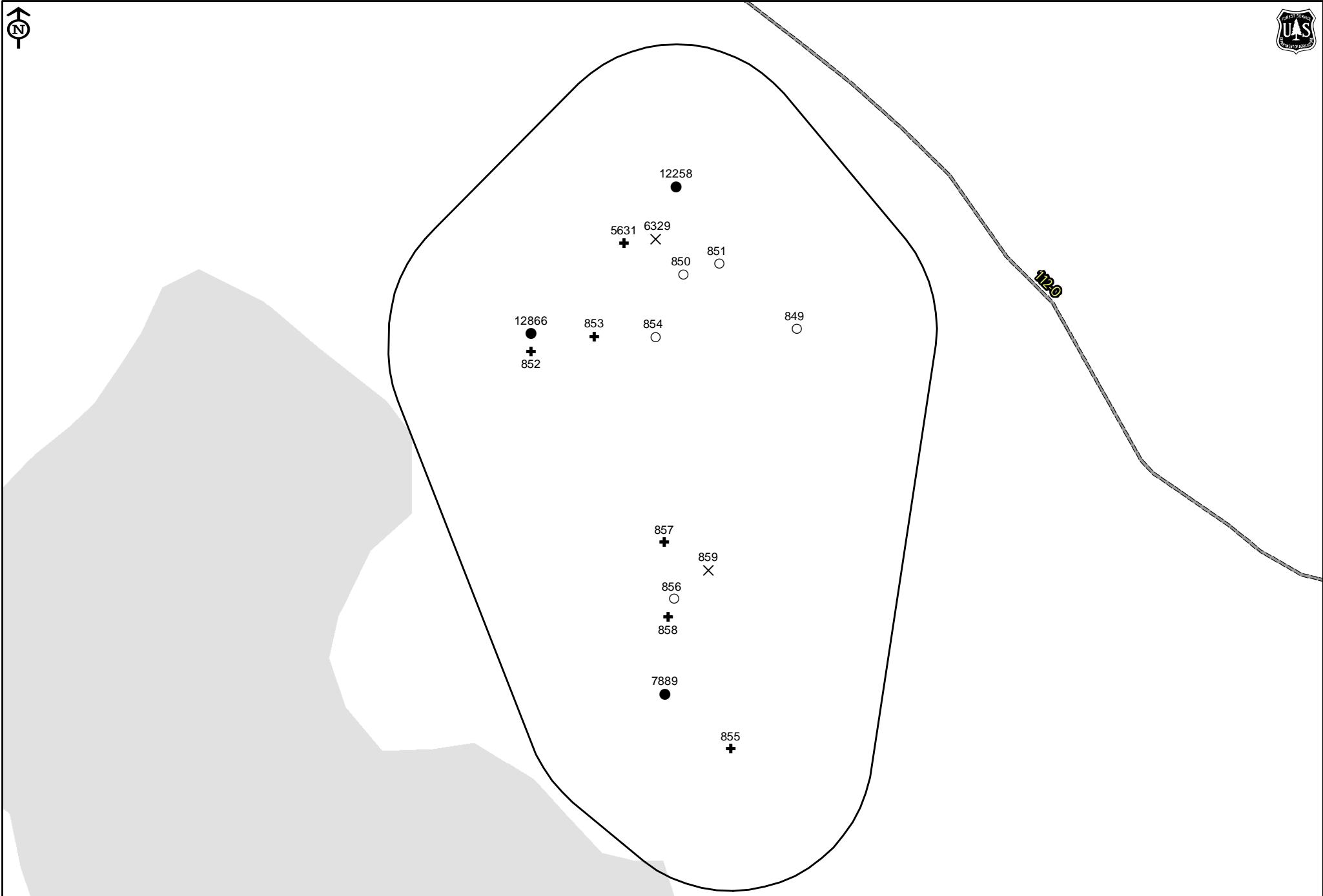
Apalachicola National Forest RCW Assessment

Cluster 22.06

Total Cavity Tree Count

16

- | | | | |
|---------------|--------------|---------------|----------------|
| ● Active | ◇ Unsuitable | ▭ Active | ■ Private Land |
| ○ Inactive | ○ NA | ▭ Inactive | ▨ Young Pine |
| ■ Recruitment | ✕ Non Extant | ▭ Recruitment | |
| | | | |



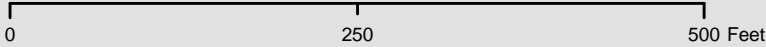
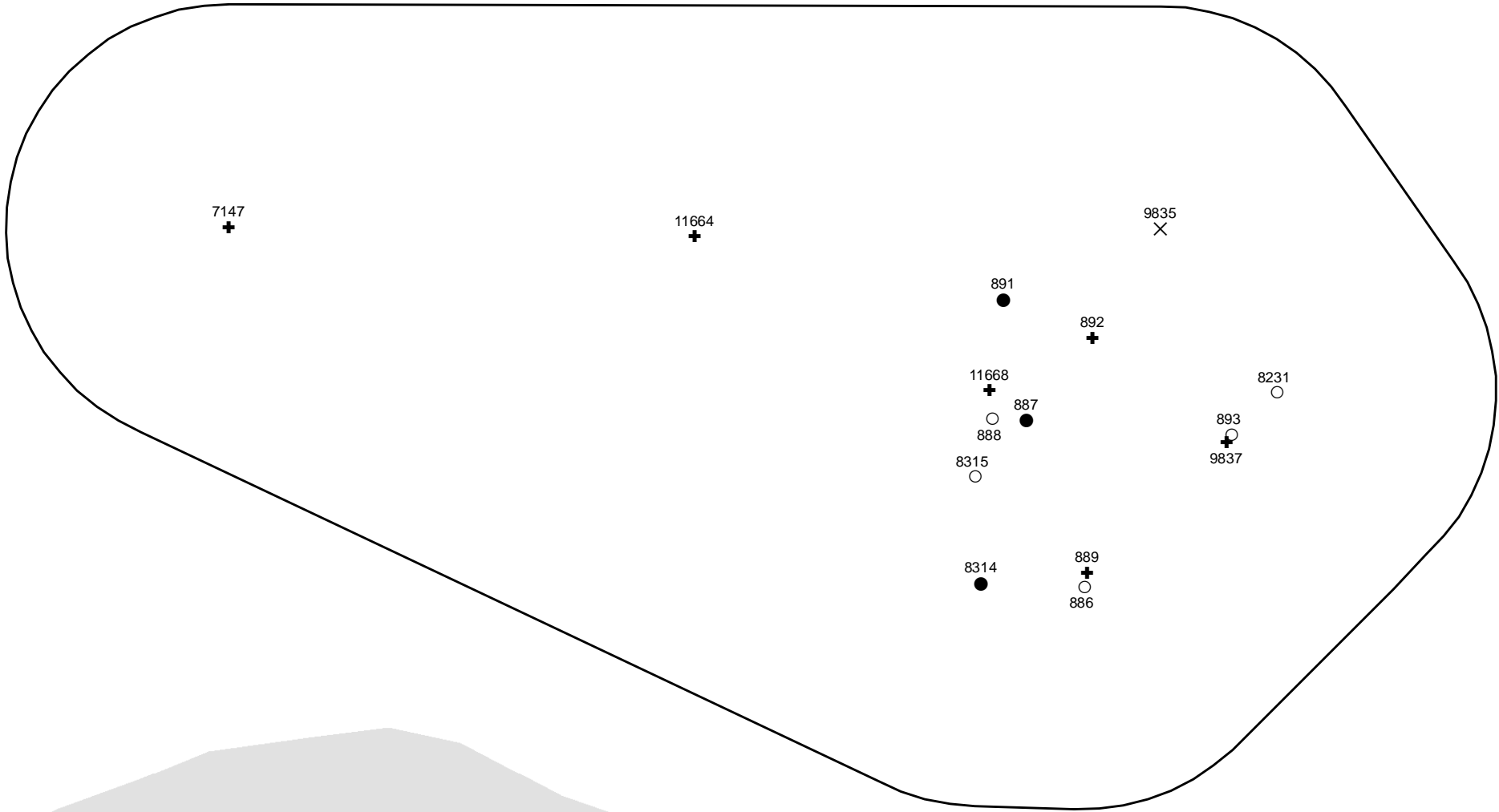
Apalachicola National Forest RCW Assessment

Cluster 22.08

Total Cavity Tree Count

15

- | | | | |
|---------------|--------------|---------------|----------------|
| ● Active | ◇ Unsuitable | ▭ Active | ■ Private Land |
| ○ Inactive | ○ NA | ▭ Inactive | ▨ Young Pine |
| ■ Recruitment | ✚ Unknown | ▭ Recruitment | |
| | ✕ Non Extant | | |




Apalachicola National Forest RCW Assessment

Cluster 22.1

Total Cavity Tree Count **13**

- | | | | |
|---------------|--------------|---------------|----------------|
| ● Active | ◇ Unsuitable | ▭ Active | ■ Private Land |
| ○ Inactive | ○ NA | ▭ Inactive | ▨ Young Pine |
| ■ Recruitment | ✕ Non Extant | ▭ Recruitment | |
| | | | |



Apalachicola National Forest RCW Assessment

Cluster 220.03

Total Cavity Tree Count 13

- | | | | |
|-------------------|--------------|----------------------|------------------------|
| RCW Tree (Status) | ◇ Unsuitable | RCW Cluster (Status) | Unsuitable RCW habitat |
| ● Active | ○ NA | ▭ Active | ■ Non Pine |
| ○ Inactive | ✚ Unknown | ▭ Inactive | ▨ Young Pine |
| ■ Recruitment | ✕ Non Extant | ▭ Recruitment | ■ Private Land |



0 250 500 Feet

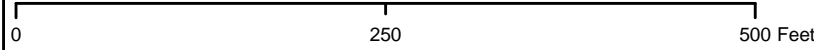
Apalachicola National Forest RCW Assessment

Cluster 220.04

Total Cavity Tree Count

9

- | | | | | | | | | | |
|----------|------------|---------------|--------------|------|--------------|----------|------------|---------------|--------------------------|
| ● Active | ○ Inactive | ■ Recruitment | ◇ Unsuitable | ○ NA | ✕ Non Extant | ▭ Active | ▭ Inactive | ▭ Recruitment | ▭ Unsuitable RCW habitat |
| | | | | | | | | | ▭ Non Pine |
| | | | | | | | | | ▭ Young Pine |
| | | | | | | | | | ▭ Private Land |



8193

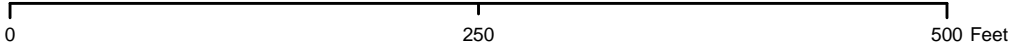
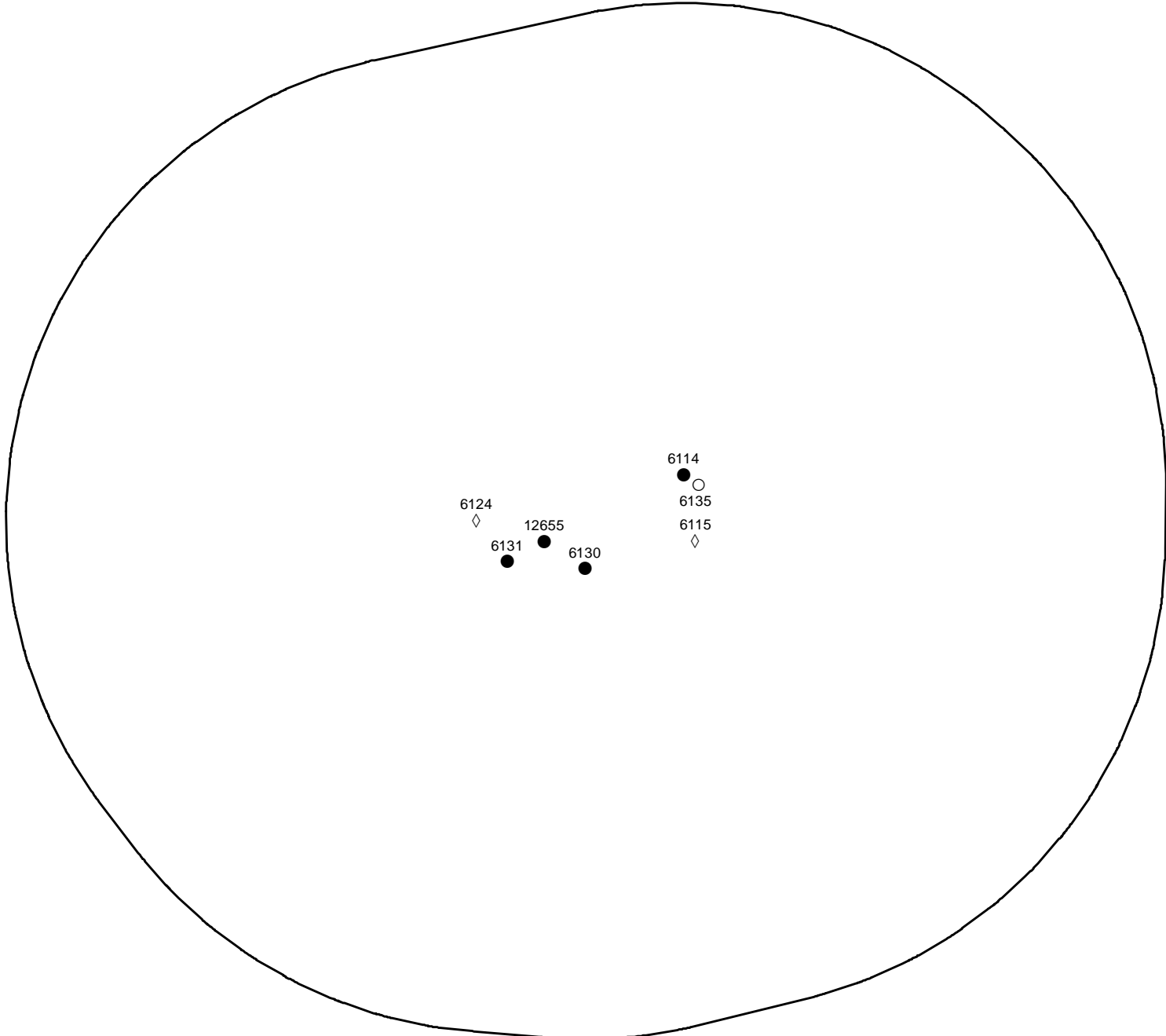
Apalachicola National Forest RCW Assessment

Cluster 220.05

Total Cavity Tree Count

7

- | | | | |
|-------------------|--------------|----------------------|------------------------|
| RCW Tree (Status) | ◇ Unsuitable | RCW Cluster (Status) | Unsuitable RCW habitat |
| ● Active | ○ NA | ▭ Active | ■ Non Pine |
| ○ Inactive | ✚ Unknown | ▭ Inactive | ● Young Pine |
| ■ Recruitment | ✕ Non Extant | ▭ Recruitment | ■ Private Land |



Apalachicola National Forest RCW Assessment

Cluster 220.06

Total Cavity Tree Count

5

- | | | | |
|-------------------|--------------|----------------------|------------------------|
| RCW Tree (Status) | ◇ Unsuitable | RCW Cluster (Status) | Unsuitable RCW habitat |
| ● Active | ○ NA | ▭ Active | ■ Non Pine |
| ○ Inactive | ✚ Unknown | ▭ Inactive | ▨ Young Pine |
| ■ Recruitment | ✕ Non Extant | ▭ Recruitment | ■ Private Land |

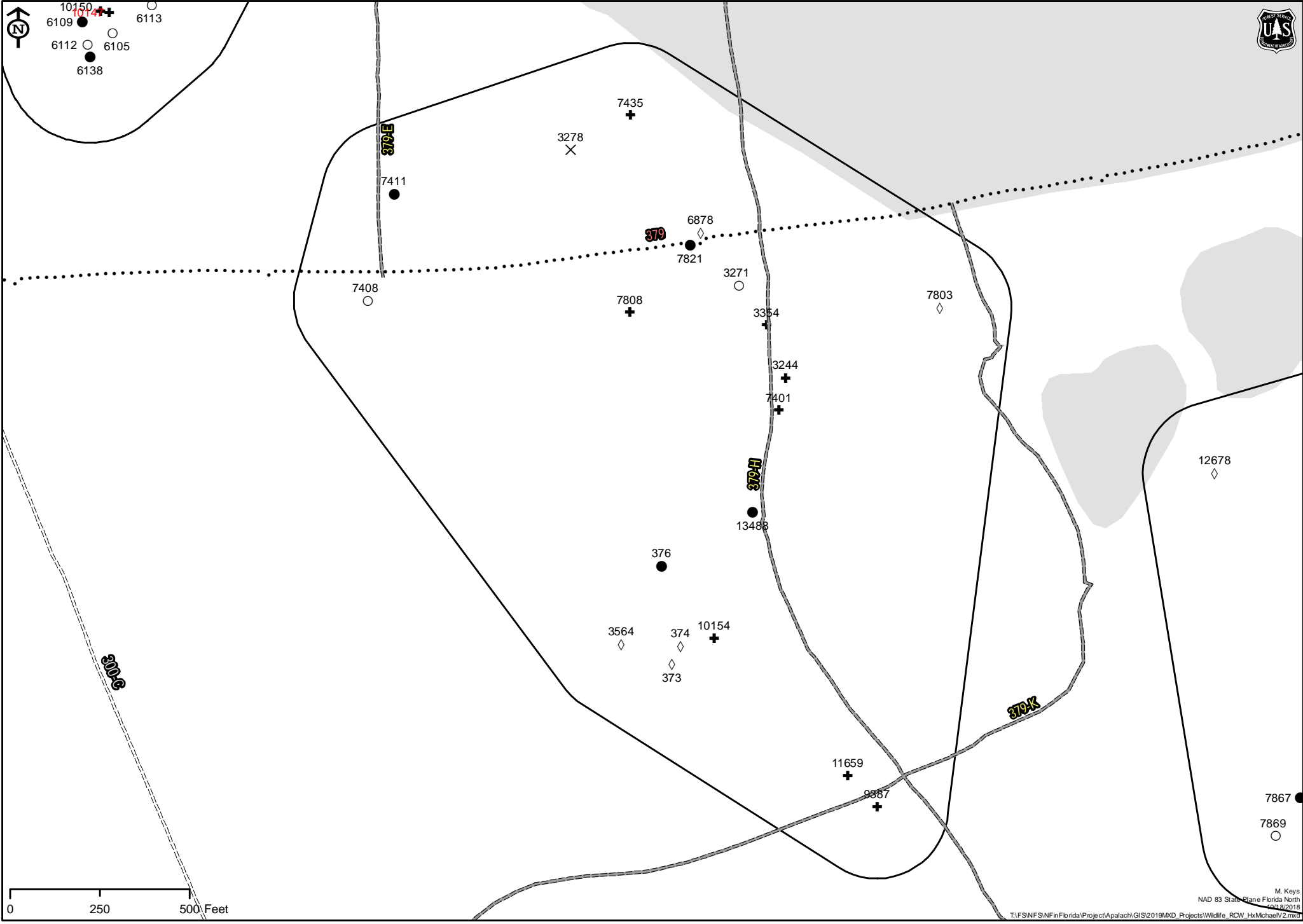


Apalachicola National Forest RCW Assessment

Cluster 221.02

Total Cavity Tree Count 20

- | | | | |
|---------------|--------------|---------------|--------------------------|
| ● Active | ◇ Unsuitable | ▭ Active | ■ Unsuitable RCW habitat |
| ○ Inactive | ○ NA | ▭ Inactive | ■ Non Pine |
| ■ Recruitment | ✕ Non Extant | ▭ Recruitment | ■ Young Pine |
| | | | ■ Private Land |



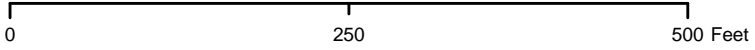
Apalachicola National Forest RCW Assessment

Cluster 221.03

Total Cavity Tree Count

8

- | | | | |
|---------------|--------------|---------------|--------------------------|
| ● Active | ◇ Unsuitable | ▭ Active | ■ Unsuitable RCW habitat |
| ○ Inactive | ○ NA | ▭ Inactive | ■ Non Pine |
| ■ Recruitment | ✚ Unknown | ▭ Recruitment | ■ Young Pine |
| | ✕ Non Extant | | ■ Private Land |



Apalachicola National Forest RCW Assessment

Cluster 221.04

Total Cavity Tree Count

16

- | | | | |
|---------------|--------------|---------------|--------------------------|
| ● Active | ◇ Unsuitable | ▭ Active | ■ Unsuitable RCW habitat |
| ○ Inactive | ○ NA | ▭ Inactive | ■ Non Pine |
| ■ Recruitment | ✚ Unknown | ▭ Recruitment | ■ Young Pine |
| | ✕ Non Extant | | ■ Private Land |



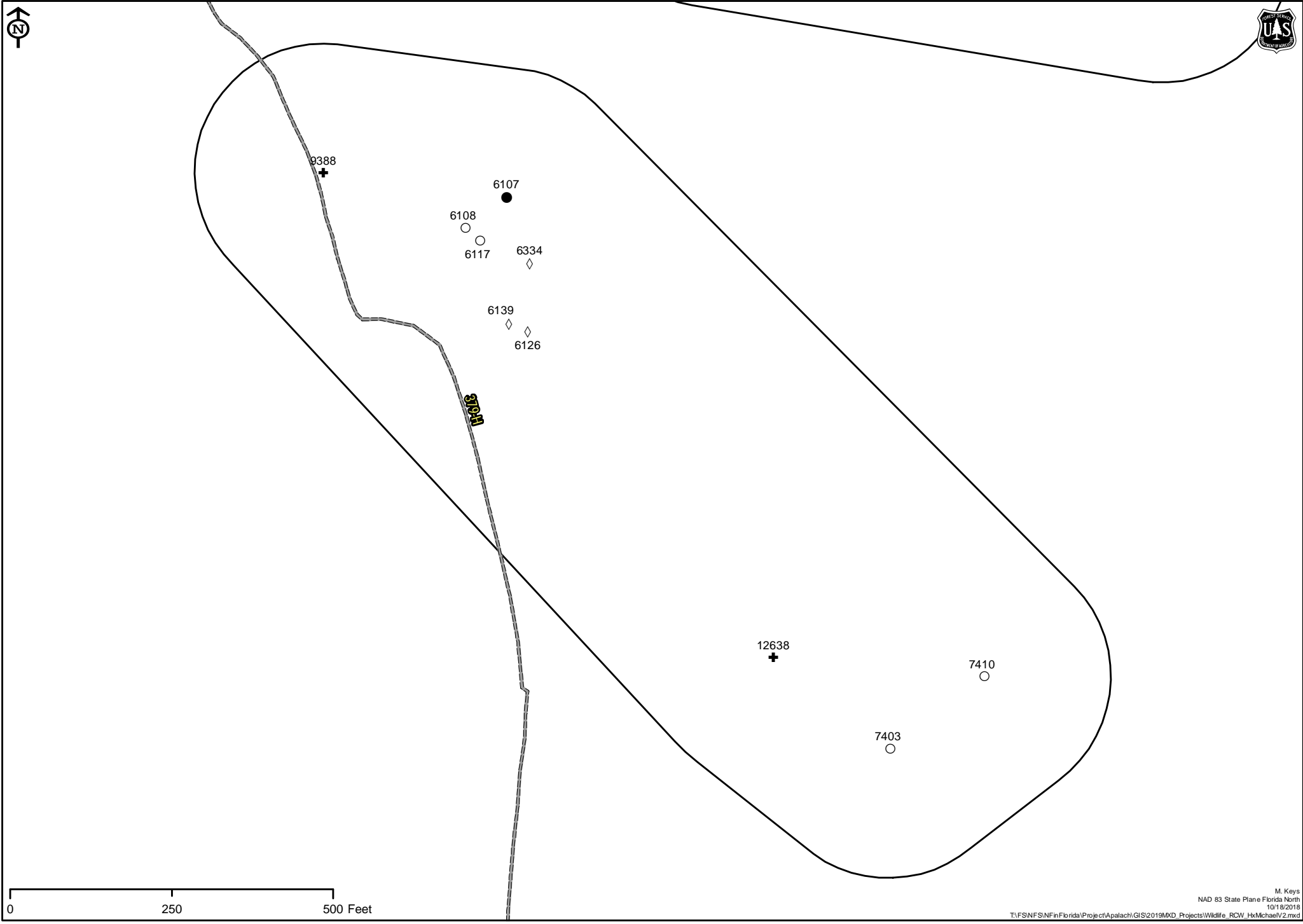
0 250 500 Feet

Apalachicola National Forest RCW Assessment

Cluster 221.05

Total Cavity Tree Count 10

- | | | | |
|---------------|--------------|---------------|--------------------------|
| ● Active | ◇ Unsuitable | ▭ Active | ▭ Unsuitable RCW habitat |
| ○ Inactive | ○ NA | ▭ Inactive | ▭ Non Pine |
| ■ Recruitment | ✚ Unknown | ▭ Recruitment | ▭ Young Pine |
| | ✕ Non Extant | | ▭ Private Land |



0 250 500 Feet

Apalachicola National Forest RCW Assessment

Cluster 221.06

Total Cavity Tree Count

5

- | | | | |
|-------------------|--------------|----------------------|------------------------|
| RCW Tree (Status) | ◇ Unsuitable | RCW Cluster (Status) | Unsuitable RCW habitat |
| ● Active | ○ NA | ▭ Active | ■ Non Pine |
| ○ Inactive | ✚ Unknown | ▭ Inactive | ▨ Young Pine |
| ■ Recruitment | ✕ Non Extant | ▭ Recruitment | ■ Private Land |



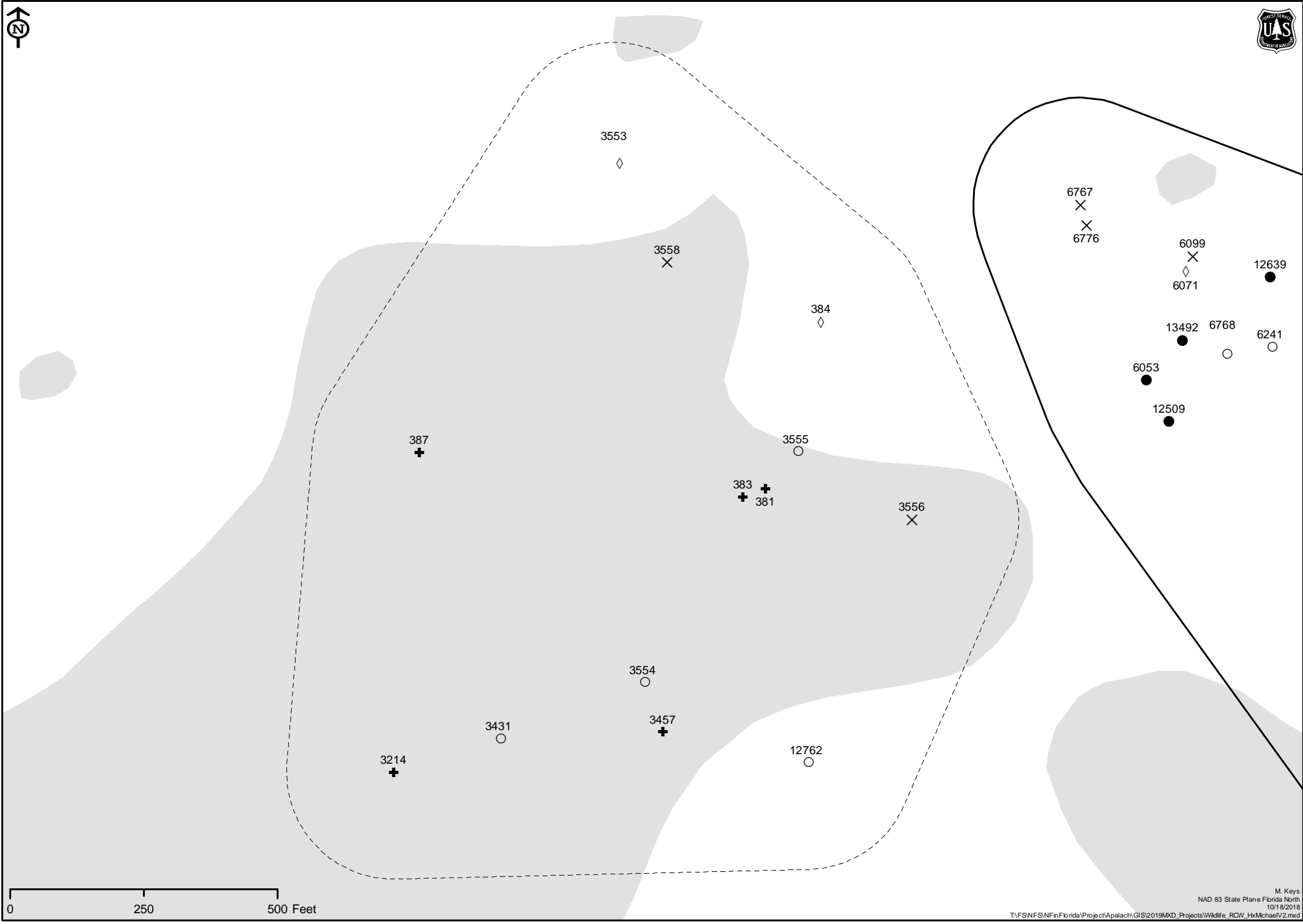
0 250 500 Feet

Apalachicola National Forest RCW Assessment

Cluster 222.01

Total Cavity Tree Count 13

- | | | | |
|-------------------|--------------|----------------------|------------------------|
| RCW Tree (Status) | ◇ Unsuitable | RCW Cluster (Status) | Unsuitable RCW habitat |
| ● Active | ○ NA | ▭ Active | ■ Non Pine |
| ○ Inactive | ✚ Unknown | ▭ Inactive | ▨ Young Pine |
| ■ Recruitment | ✕ Non Extant | ▭ Recruitment | ■ Private Land |



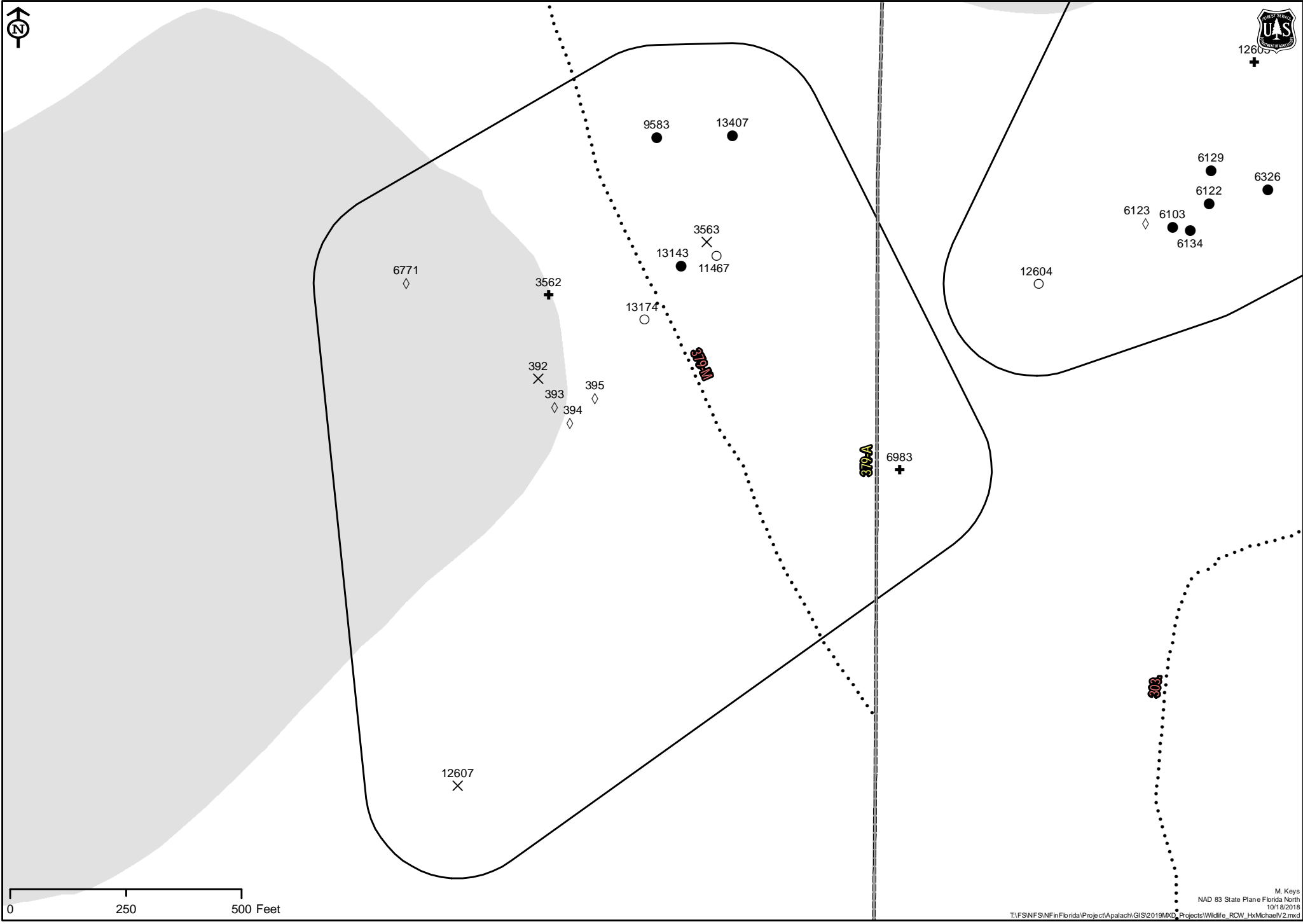
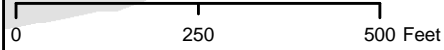
0 250 500 Feet

Apalachicola National Forest RCW Assessment

Cluster 222.02

Total Cavity Tree Count **14**

- | | | | |
|---------------|--------------|---------------|----------------|
| ● Active | ◇ Unsuitable | ◻ Active | ■ Private Land |
| ○ Inactive | ○ NA | ◻ Inactive | ▨ Young Pine |
| ■ Recruitment | ✚ Unknown | ◻ Recruitment | |
| | ✕ Non Extant | | |

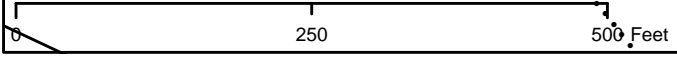
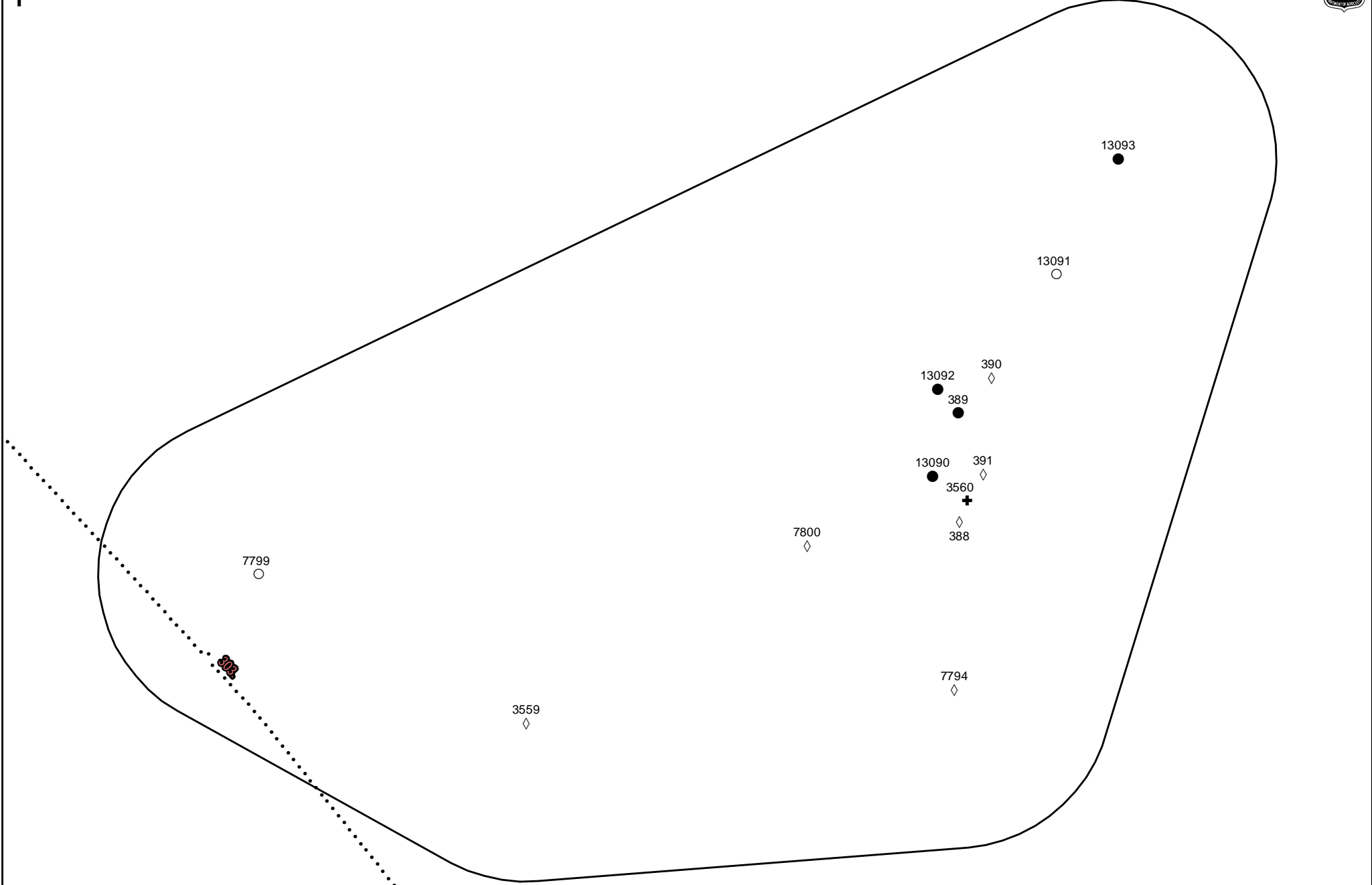


Apalachicola National Forest RCW Assessment

Cluster 222.03

Total Cavity Tree Count **13**

- | | | | |
|-------------------|--------------|----------------------|------------------------|
| RCW Tree (Status) | ◇ Unsuitable | RCW Cluster (Status) | Unsuitable RCW habitat |
| ● Active | ○ NA | ▭ Active | ■ Non Pine |
| ○ Inactive | ✚ Unknown | ▭ Inactive | ● Young Pine |
| ■ Recruitment | ✕ Non Extant | ▭ Recruitment | ■ Private Land |

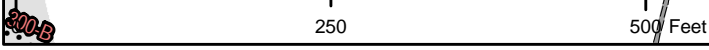
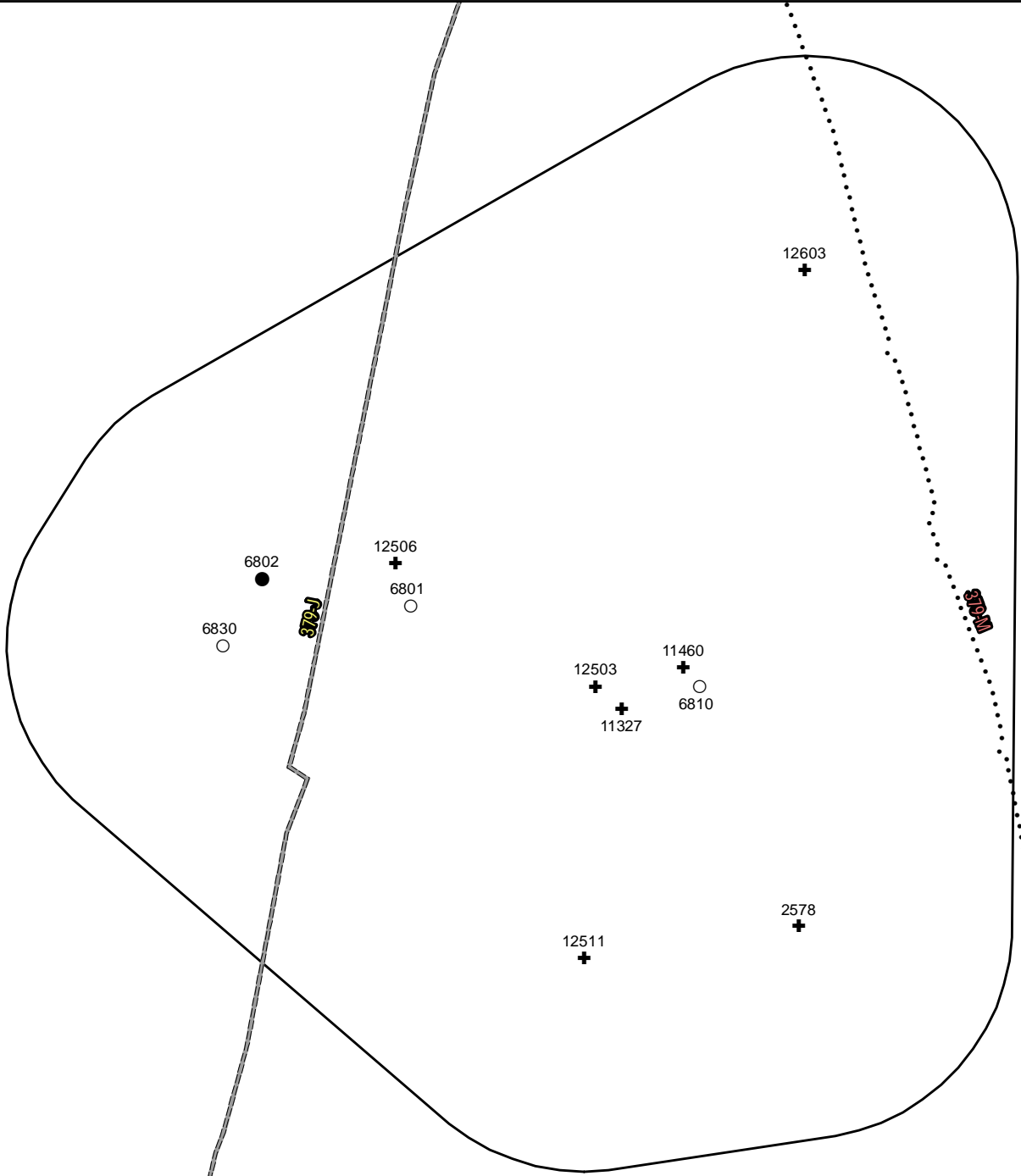


Apalachicola National Forest RCW Assessment

Cluster 222.04

Total Cavity Tree Count 11

- | | | | |
|-------------------|--------------|----------------------|------------------------|
| RCW Tree (Status) | ◇ Unsuitable | RCW Cluster (Status) | Unsuitable RCW habitat |
| ● Active | ○ NA | ▭ Active | ■ Non Pine |
| ○ Inactive | ✚ Unknown | ▭ Inactive | ● Young Pine |
| ■ Recruitment | ✕ Non Extant | ▭ Recruitment | ■ Private Land |



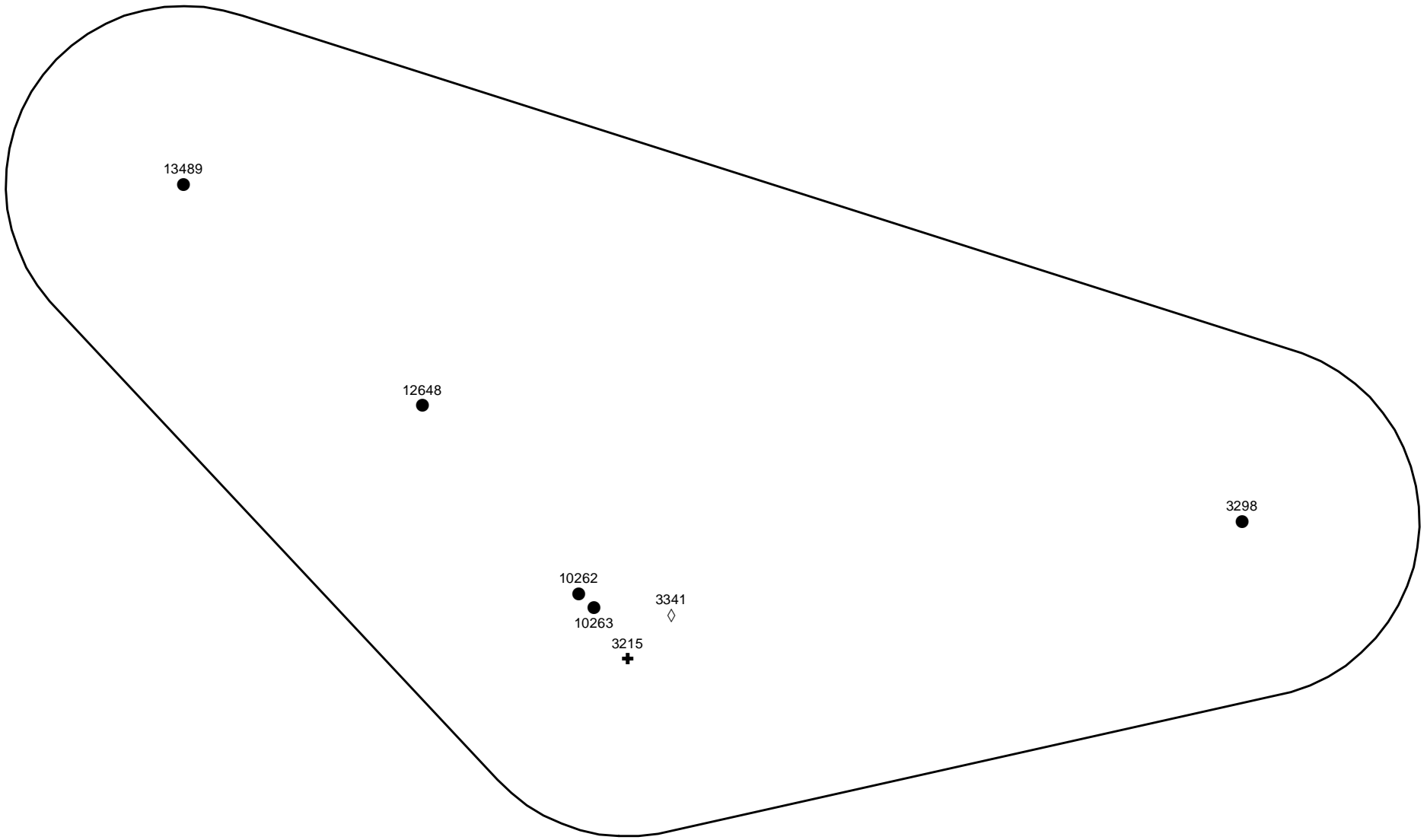
Apalachicola National Forest RCW Assessment

Cluster 222.06

Total Cavity Tree Count

7

- | | | | |
|-------------------|--------------|----------------------|------------------------|
| RCW Tree (Status) | ◇ Unsuitable | RCW Cluster (Status) | Unsuitable RCW habitat |
| ● Active | ○ NA | ▭ Active | ■ Non Pine |
| ○ Inactive | ✚ Unknown | ▭ Inactive | ▨ Young Pine |
| ■ Recruitment | ✕ Non Extant | ▭ Recruitment | ■ Private Land |



0 250 500 Feet

Apalachicola National Forest RCW Assessment

Cluster 222.07

Total Cavity Tree Count

5

- | | | | |
|-------------------|--------------|----------------------|------------------------|
| RCW Tree (Status) | ◇ Unsuitable | RCW Cluster (Status) | Unsuitable RCW habitat |
| ● Active | ○ NA | ▭ Active | ■ Non Pine |
| ○ Inactive | ✚ Unknown | ▭ Inactive | ▨ Young Pine |
| ■ Recruitment | ✕ Non Extant | ▭ Recruitment | ■ Private Land |



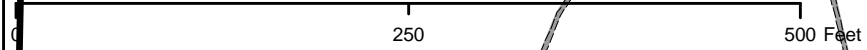
322.R

FL-01

303.R

303.S

- 13089 ●
- 13088 ○
- 9977 ◇
- 13087 ○
- 13086 ●

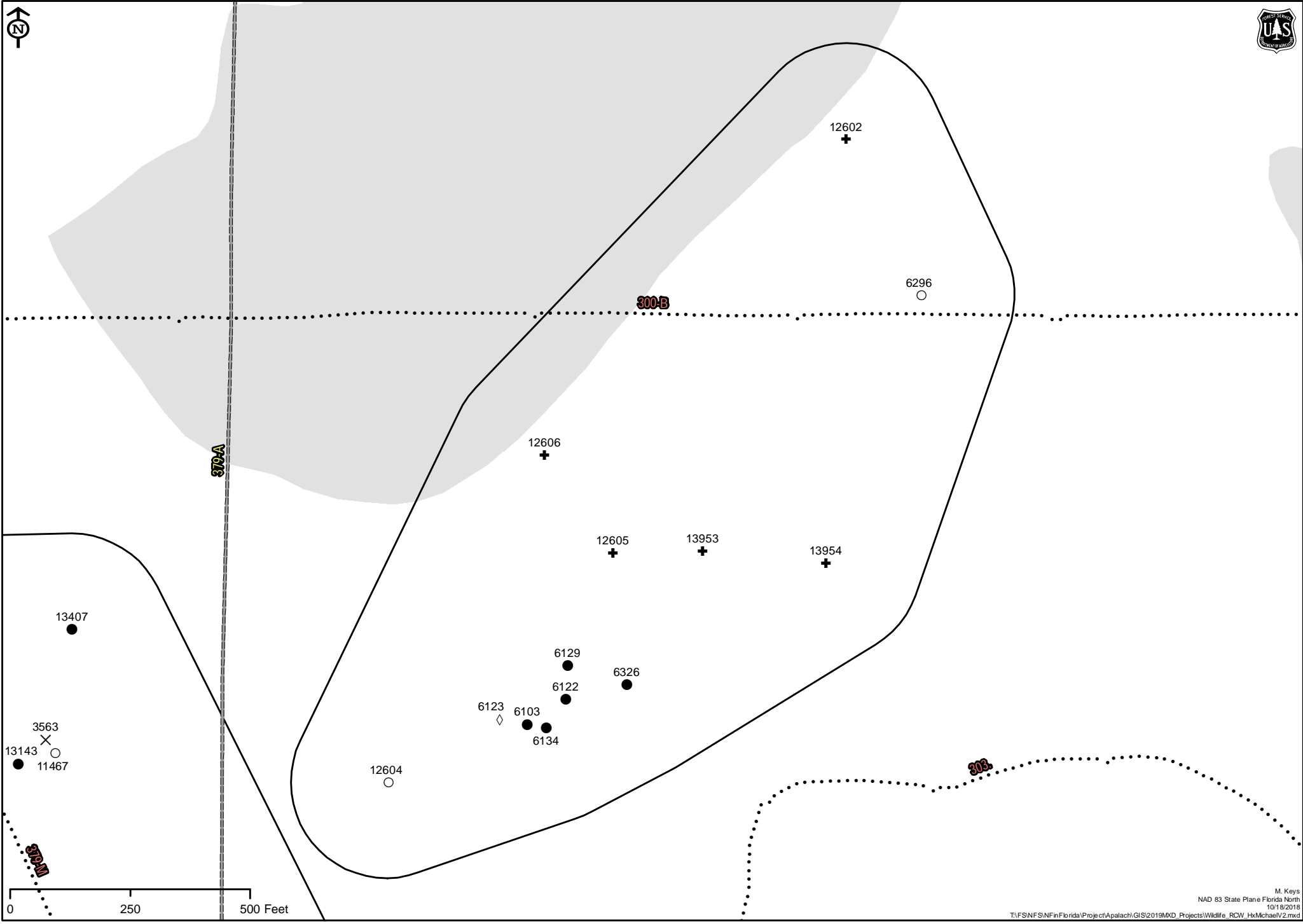


Apalachicola National Forest RCW Assessment

Cluster 222.08

Total Cavity Tree Count **13**

- | | | | |
|---------------|--------------|---------------|----------------|
| ● Active | ◇ Unsuitable | ▭ Active | ■ Private Land |
| ○ Inactive | ○ NA | ▭ Inactive | ▨ Non Pine |
| ■ Recruitment | ✚ Unknown | ▭ Recruitment | ▨ Young Pine |
| | ✕ Non Extant | | |



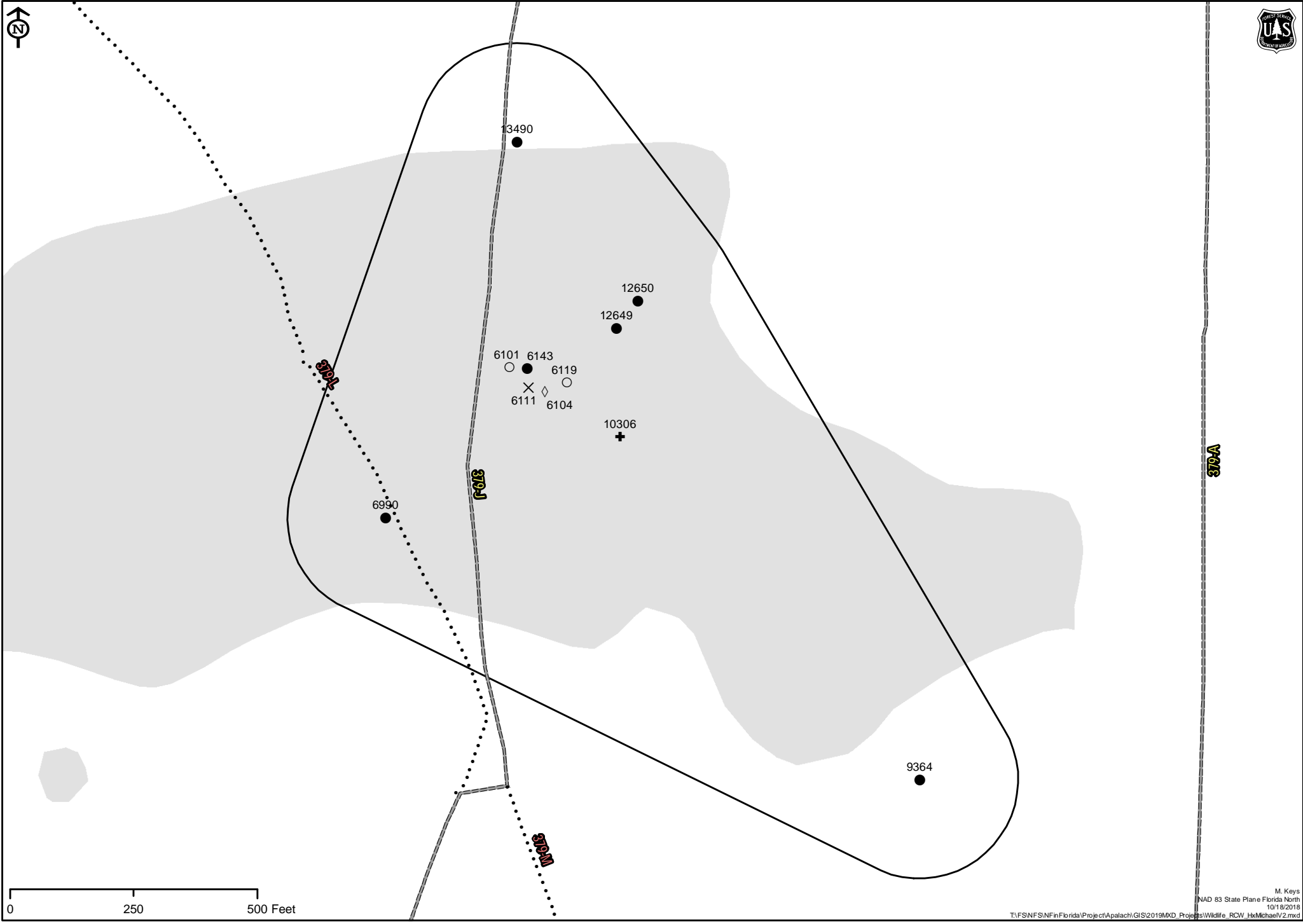
Apalachicola National Forest RCW Assessment

Cluster 222.09

Total Cavity Tree Count

11

- | | | | |
|---------------|--------------|---------------|--------------------------|
| ● Active | ◇ Unsuitable | ▭ Active | ■ Unsuitable RCW habitat |
| ○ Inactive | ○ NA | ▭ Inactive | ■ Non Pine |
| ■ Recruitment | ✚ Unknown | ▭ Recruitment | ■ Young Pine |
| | ✕ Non Extant | | ■ Private Land |



0 250 500 Feet

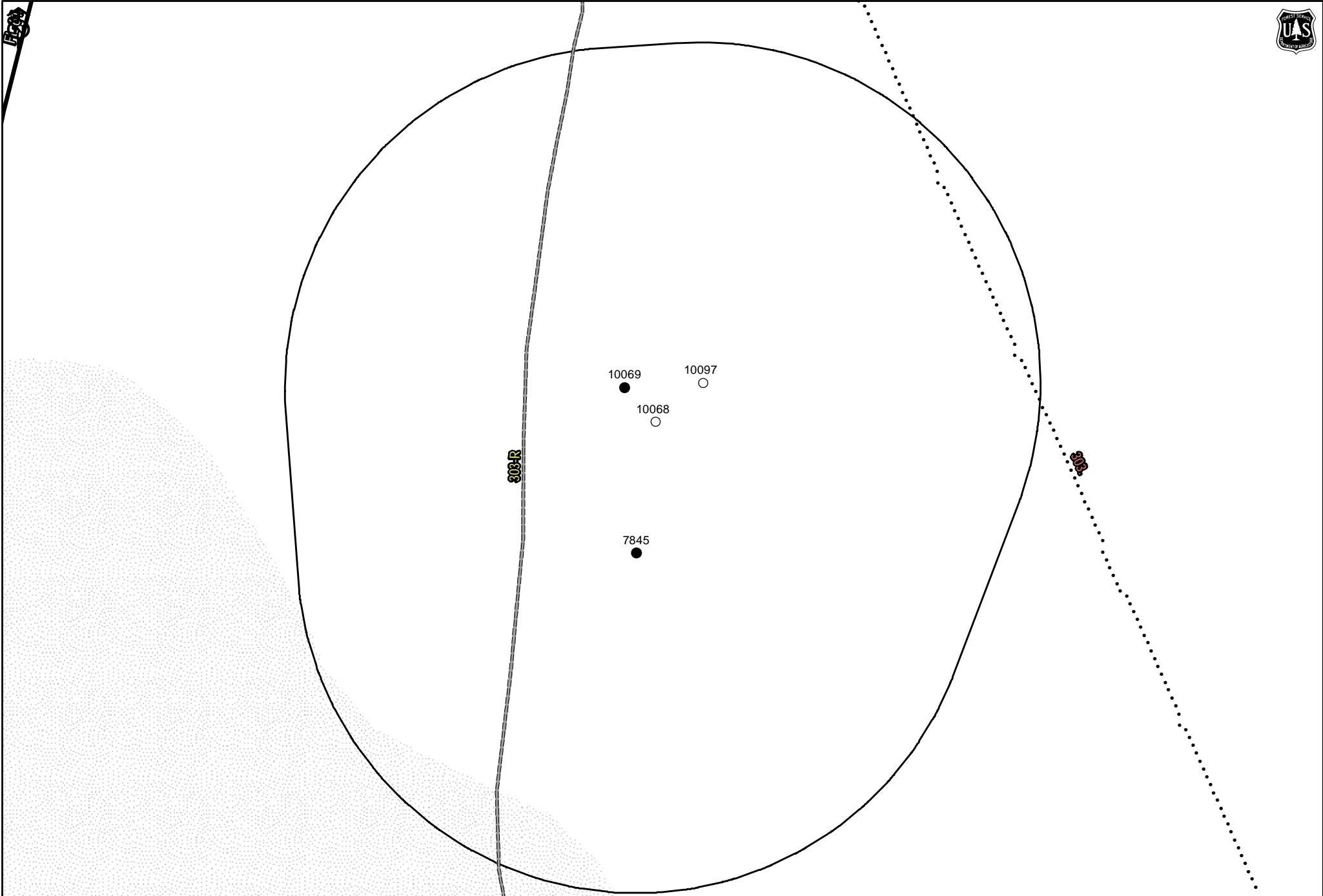
Apalachicola National Forest RCW Assessment

Cluster 222.1

Total Cavity Tree Count

4

- | | | | |
|---------------|--------------|---------------|----------------|
| ● Active | ◇ Unsuitable | ▭ Active | ■ Private Land |
| ○ Inactive | ○ NA | ▭ Inactive | ▨ Non Pine |
| ■ Recruitment | ✚ Unknown | ▭ Recruitment | ▨ Young Pine |
| | ✕ Non Extant | | |



0 250 500 Feet

Apalachicola National Forest RCW Assessment

Cluster 222.11

Total Cavity Tree Count

6

- | | | | |
|---------------|--------------|---------------|--------------------------|
| ● Active | ◇ Unsuitable | ▭ Active | ■ Unsuitable RCW habitat |
| ○ Inactive | ○ NA | ▭ Inactive | ■ Non Pine |
| ■ Recruitment | ✚ Unknown | ▭ Recruitment | ■ Young Pine |
| | ✕ Non Extant | | ■ Private Land |



0 250 500 Feet

Apalachicola National Forest RCW Assessment

Cluster 222.12

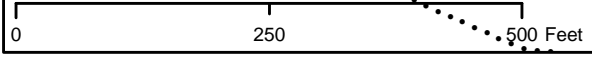
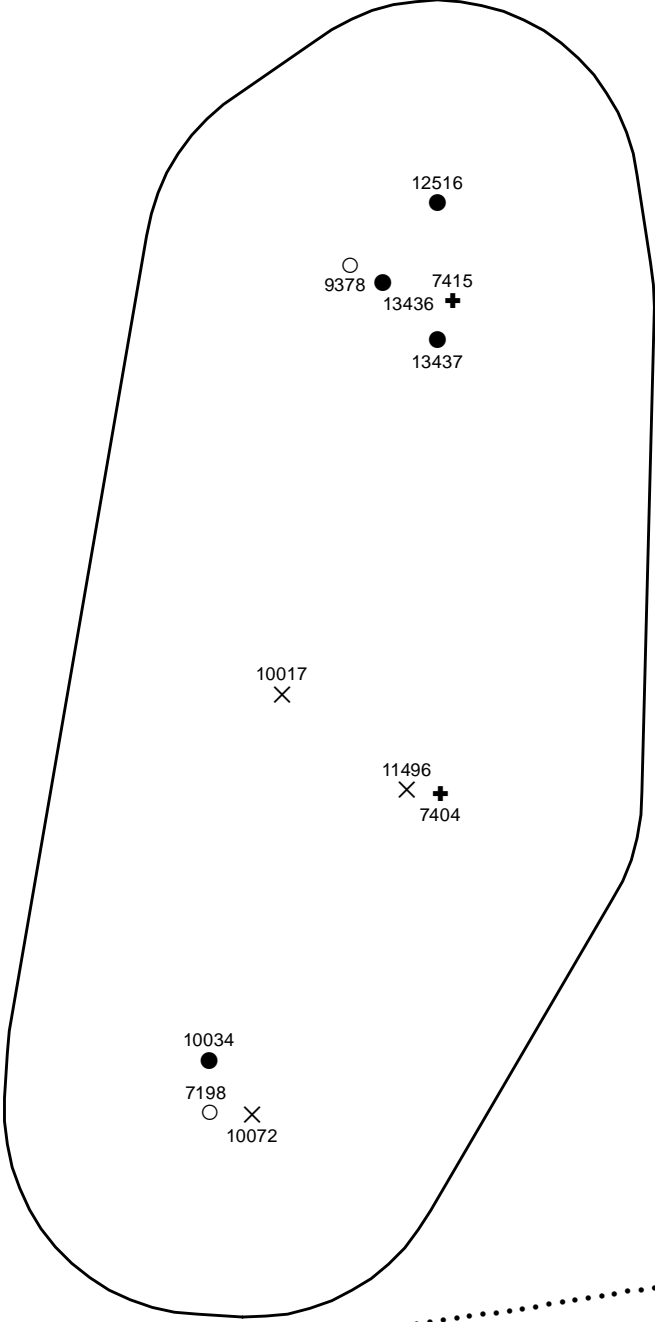
Total Cavity Tree Count 11

- | | | | |
|---------------|--------------|---------------|--------------------------|
| ● Active | ◇ Unsuitable | ▭ Active | ■ Unsuitable RCW habitat |
| ○ Inactive | ○ NA | ▭ Inactive | ■ Non Pine |
| ■ Recruitment | ⊕ Unknown | ▭ Recruitment | ■ Young Pine |
| | ✕ Non Extant | | ■ Private Land |



301A

300B

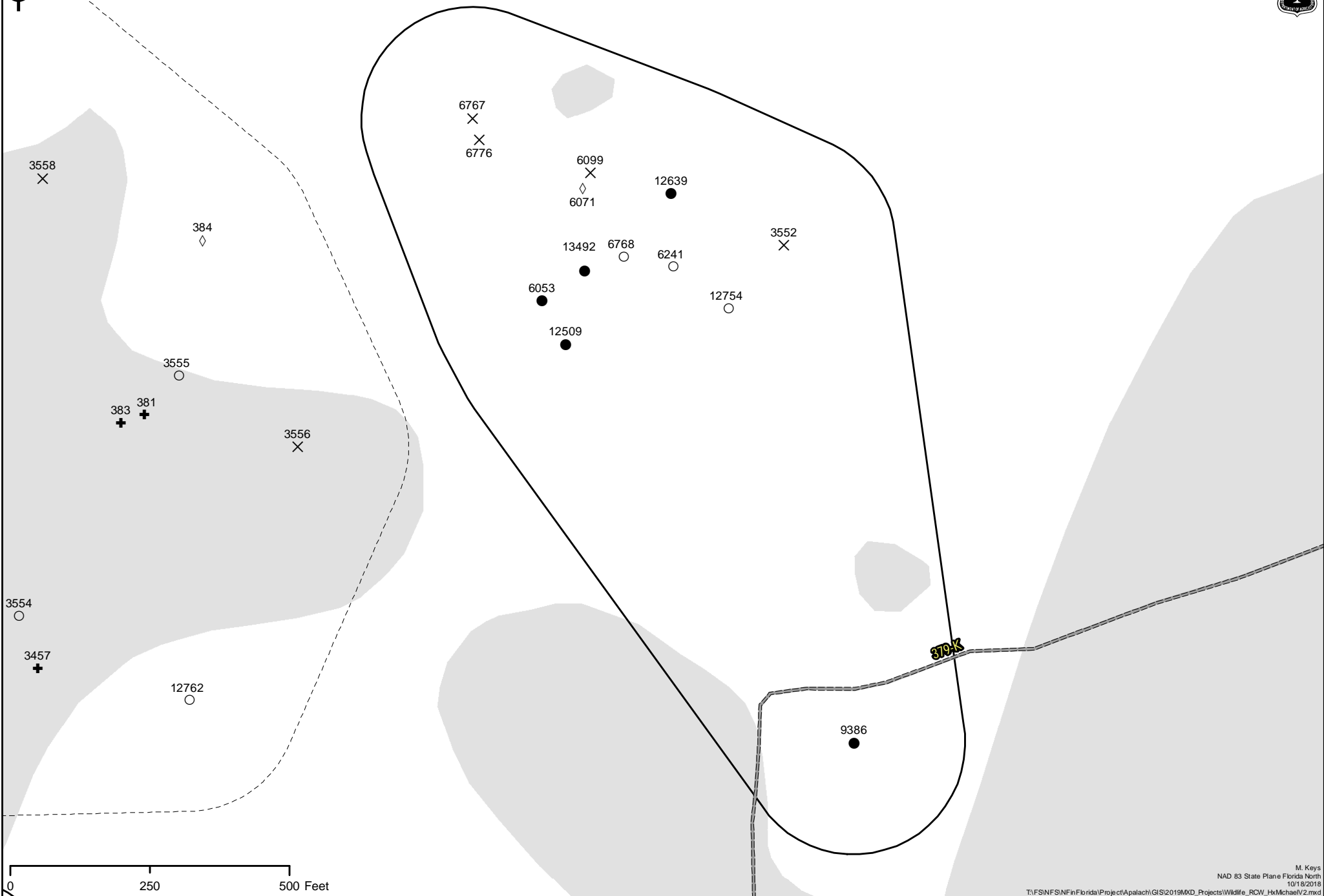


Apalachicola National Forest RCW Assessment

Cluster 222.13

Total Cavity Tree Count **13**

- | | | | |
|---------------|--------------|---------------|--------------------------|
| ● Active | ◇ Unsuitable | ▭ Active | ▭ Unsuitable RCW habitat |
| ○ Inactive | ○ NA | ▭ Inactive | ▭ Non Pine |
| ■ Recruitment | ✦ Unknown | ▭ Recruitment | ▭ Young Pine |
| | ✕ Non Extant | | ▭ Private Land |



0 250 500 Feet

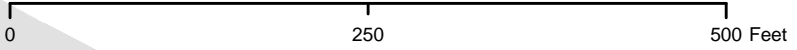
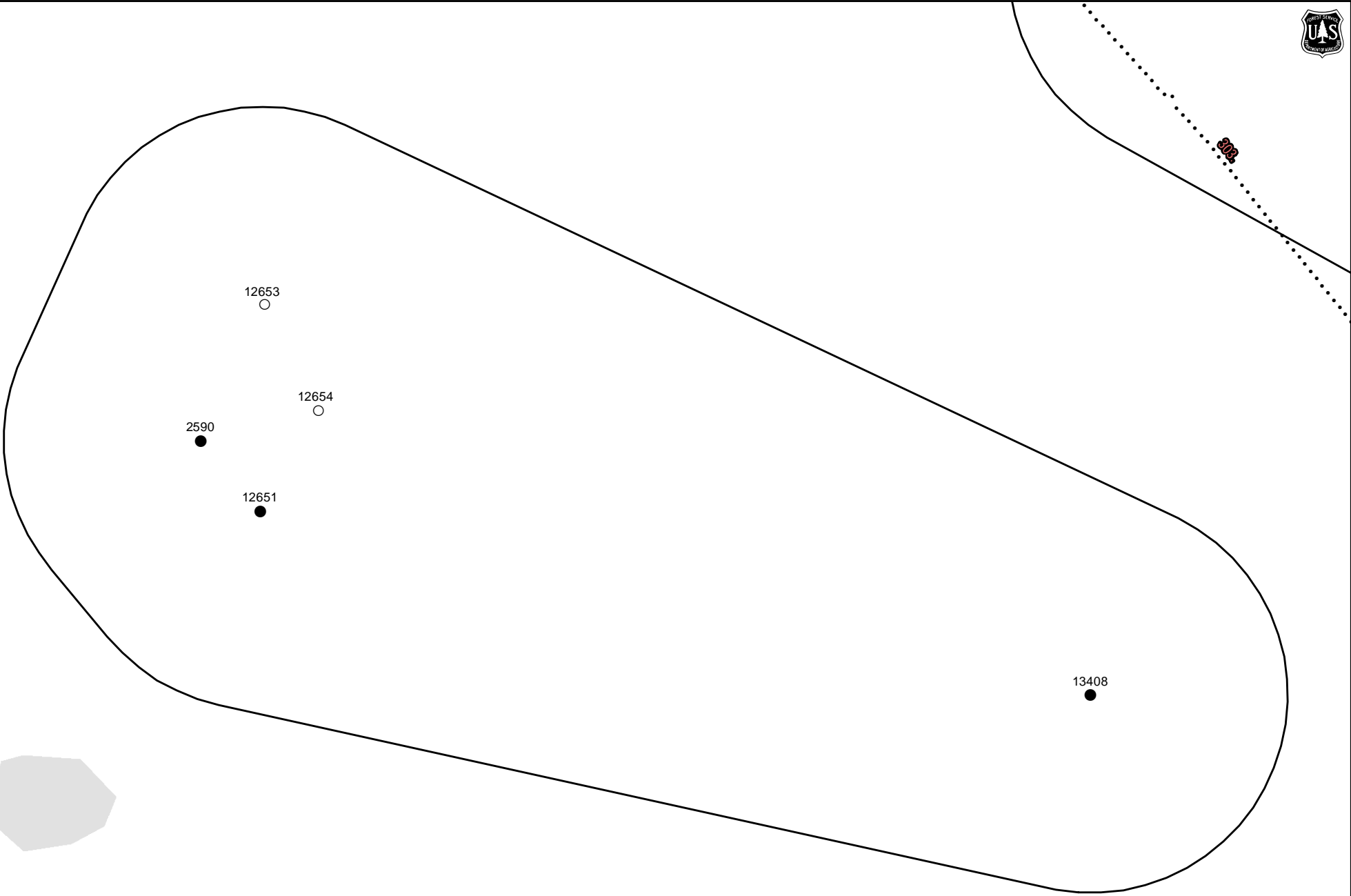
Apalachicola National Forest RCW Assessment

Cluster 222.15

Total Cavity Tree Count

5

- | | | | |
|---------------|--------------|---------------|----------------|
| ● Active | ◇ Unsuitable | ▭ Active | ■ Private Land |
| ○ Inactive | ○ NA | ▭ Inactive | ▨ Young Pine |
| ■ Recruitment | ✚ Unknown | ▭ Recruitment | |
| | ✕ Non Extant | | |



Apalachicola National Forest RCW Assessment

Cluster 223.01

Total Cavity Tree Count

8

RCW Tree (Status)

● Active

○ Inactive

■ Recruitment

◇ Unsuitable

○ NA

✚ Unknown

✕ Non Extant

RCW Cluster (Status)

▭ Active

▭ Inactive


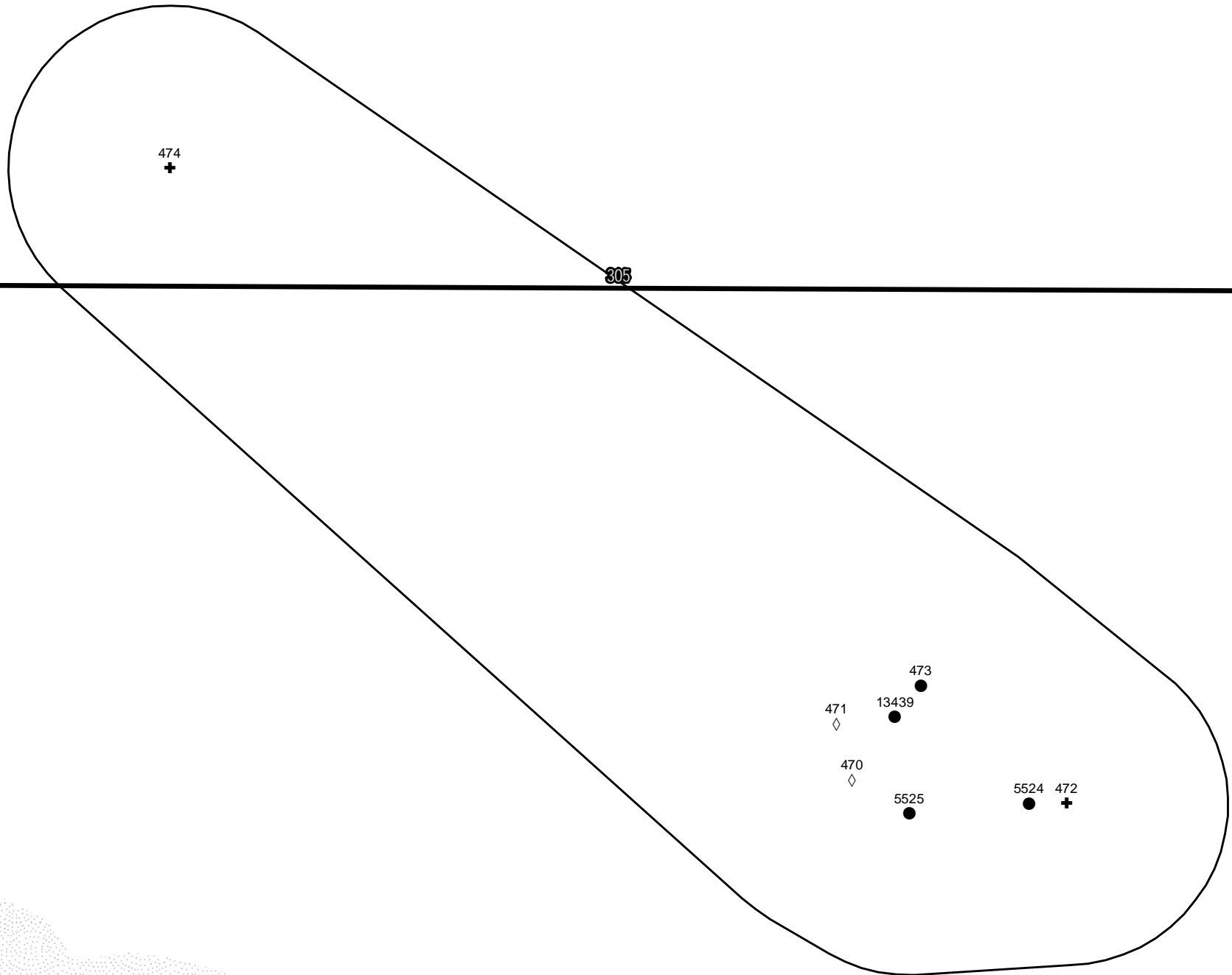
▭ Recruitment

Unsuitable RCW habitat

■ Non Pine

● Young Pine

■ Private Land



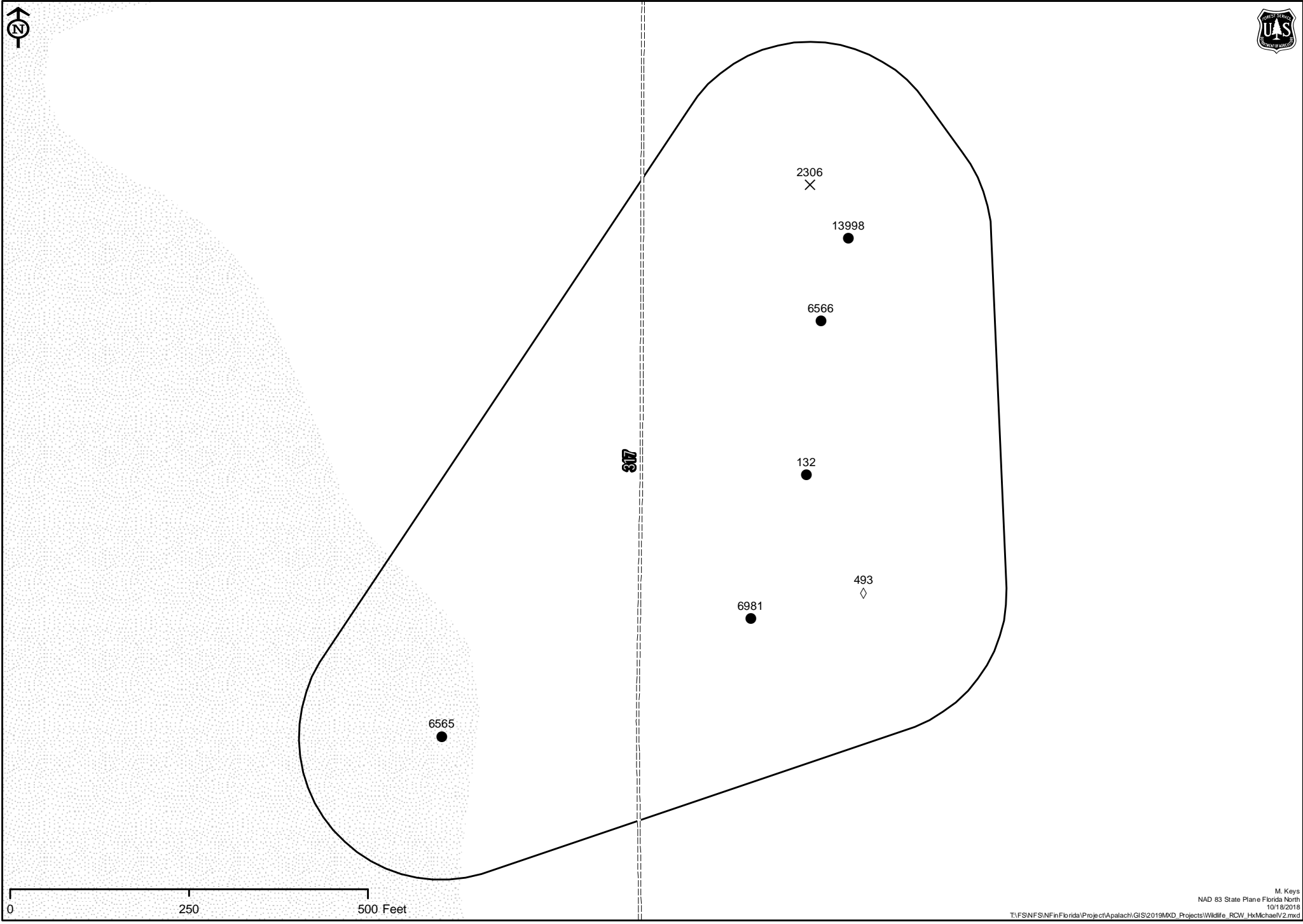
Apalachicola National Forest RCW Assessment

Cluster 223.02

Total Cavity Tree Count

7

- | | | | |
|---------------|--------------|---------------|----------------|
| ● Active | ◇ Unsuitable | ▭ Active | ■ Private Land |
| ○ Inactive | ○ NA | ▭ Inactive | ▨ Young Pine |
| ■ Recruitment | ✕ Non Extant | ▭ Recruitment | |
| | | | |



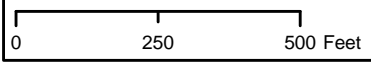
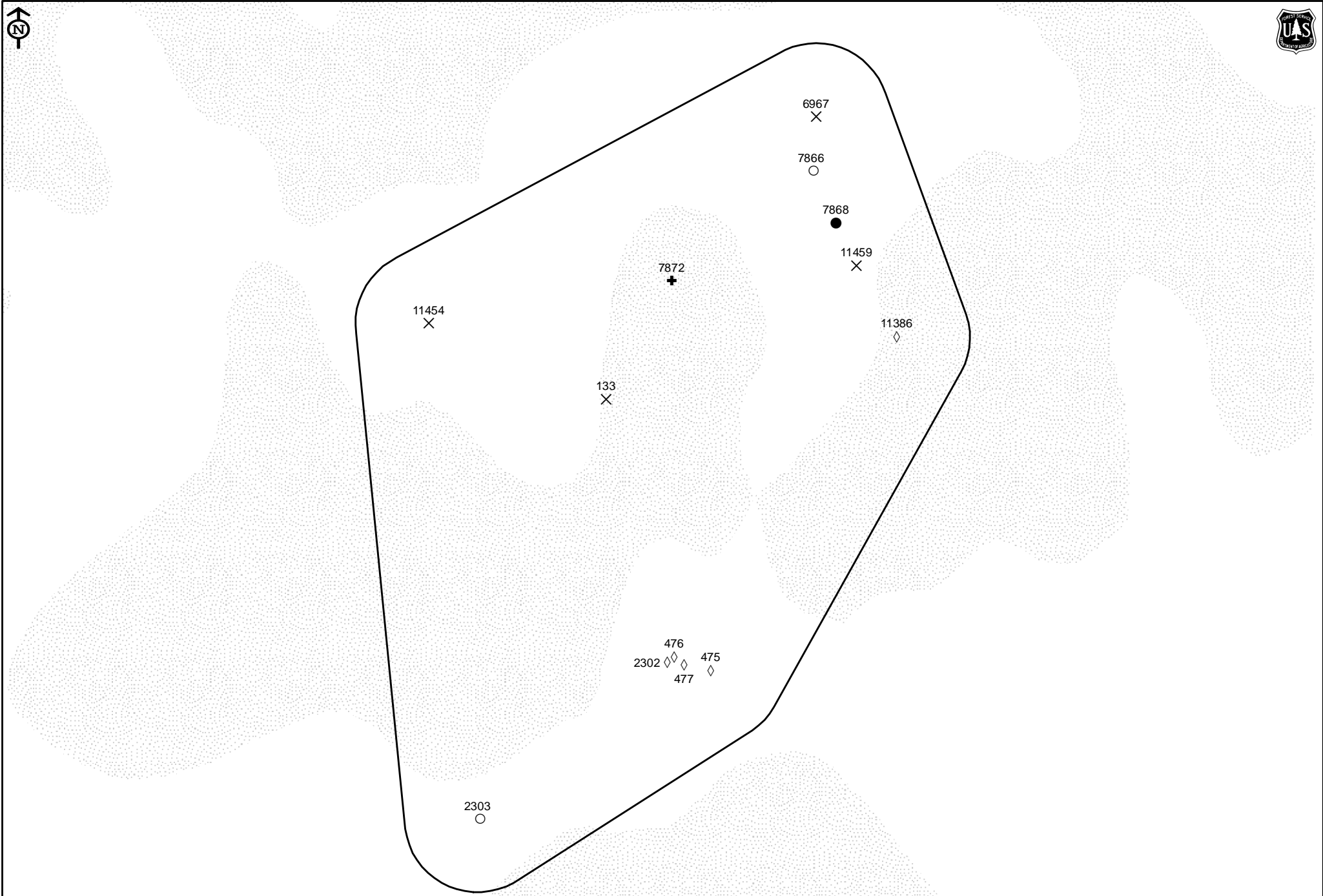
0 250 500 Feet

Apalachicola National Forest RCW Assessment

Cluster 223.03

Total Cavity Tree Count 13

- | | | | |
|---------------|--------------|---------------|--------------------------|
| ● Active | ◇ Unsuitable | ▭ Active | ■ Unsuitable RCW habitat |
| ○ Inactive | ○ NA | ▭ Inactive | ■ Non Pine |
| ■ Recruitment | ⊕ Unknown | ▭ Recruitment | ■ Young Pine |
| | × Non Extant | | ■ Private Land |



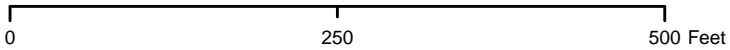
Apalachicola National Forest RCW Assessment

Cluster 223.04

Total Cavity Tree Count

12

- | | | | |
|---------------|--------------|---------------|--------------------------|
| ● Active | ◇ Unsuitable | ▭ Active | ▨ Unsuitable RCW habitat |
| ○ Inactive | ○ NA | ▭ Inactive | ▨ Non Pine |
| ■ Recruitment | ⊕ Unknown | ▭ Recruitment | ▨ Young Pine |
| | × Non Extant | | ▨ Private Land |

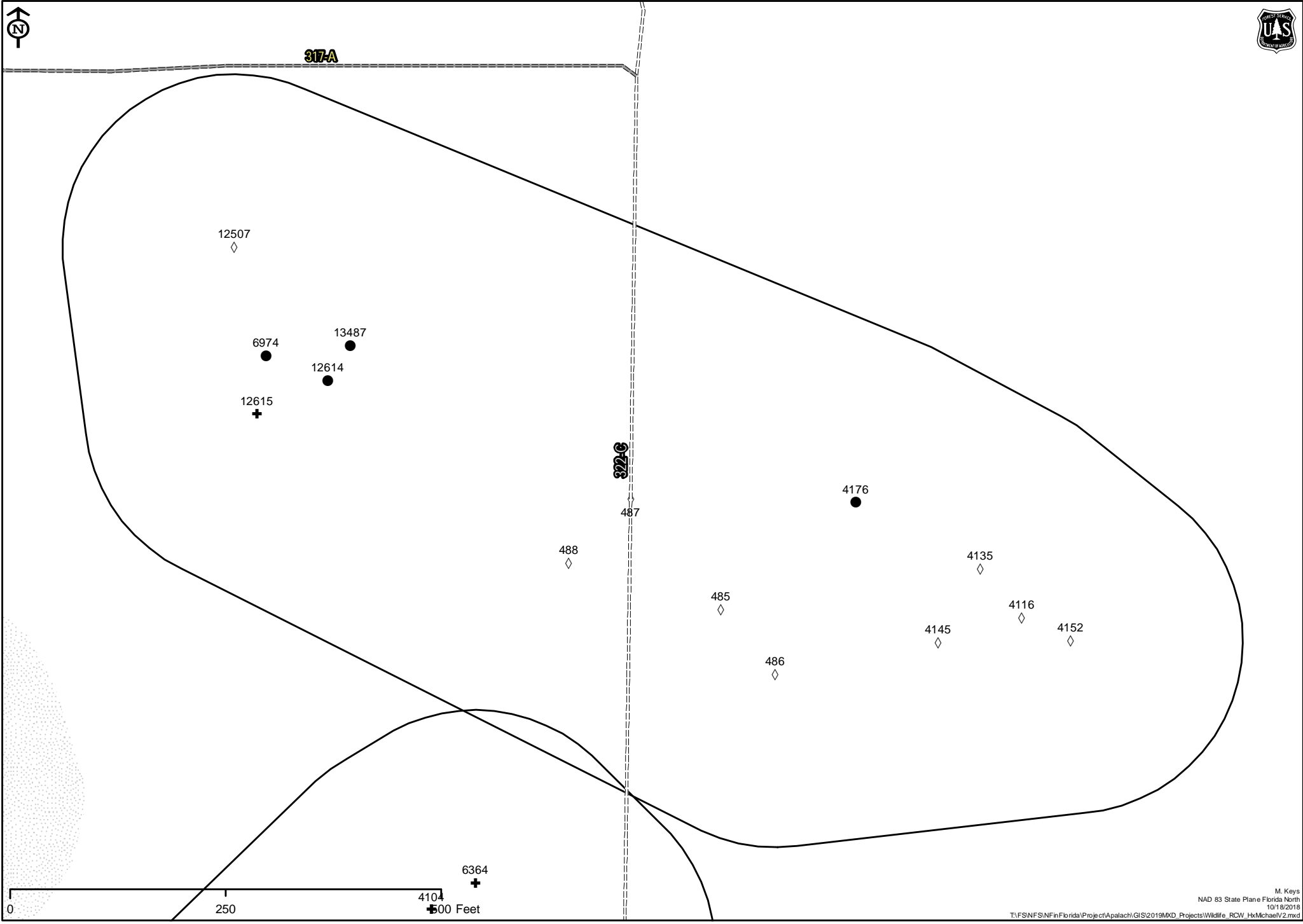


Apalachicola National Forest RCW Assessment

Cluster 223.05

Total Cavity Tree Count 14

- | | | | |
|-------------------|--------------|----------------------|------------------------|
| RCW Tree (Status) | ◇ Unsuitable | RCW Cluster (Status) | Unsuitable RCW habitat |
| ● Active | ○ NA | ▭ Active | ■ Non Pine |
| ○ Inactive | ✚ Unknown | ▭ Inactive | ▨ Young Pine |
| ■ Recruitment | ✕ Non Extant | ▭ Recruitment | ■ Private Land |



12507



6974



13487



12614



12615



322-G

487

488



485



486



4176



4135



4116



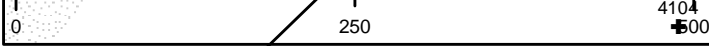
4145



4152



6364

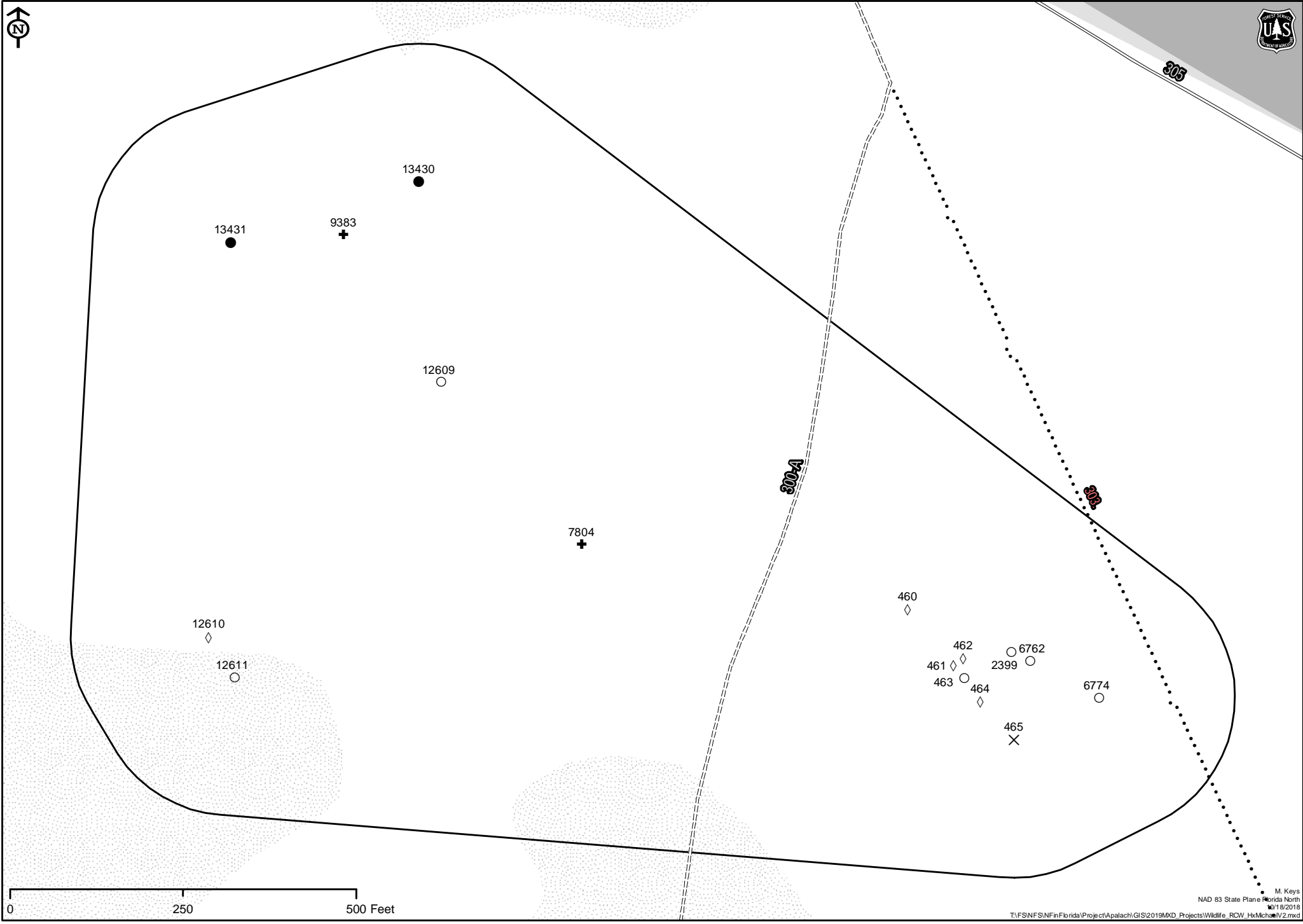


Apalachicola National Forest RCW Assessment

Cluster 223.06

Total Cavity Tree Count 16

- | | | | |
|---------------|--------------|---------------|--------------------------|
| ● Active | ◇ Unsuitable | □ Active | ■ Unsuitable RCW habitat |
| ○ Inactive | ○ NA | □ Inactive | ■ Non Pine |
| ■ Recruitment | ✚ Unknown | □ Recruitment | ■ Young Pine |
| | ✕ Non Extant | | ■ Private Land |



0 250 500 Feet


Apalachicola National Forest RCW Assessment

Cluster 223.07

Total Cavity Tree Count

9

- | | | | |
|-------------------|--------------|----------------------|------------------------|
| RCW Tree (Status) | ◇ Unsuitable | RCW Cluster (Status) | Unsuitable RCW habitat |
| ● Active | ○ NA | ▭ Active | ■ Non Pine |
| ○ Inactive | ✚ Unknown | ▭ Inactive | ▨ Young Pine |
| ■ Recruitment | ✕ Non Extant | ▭ Recruitment | ■ Private Land |



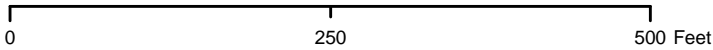
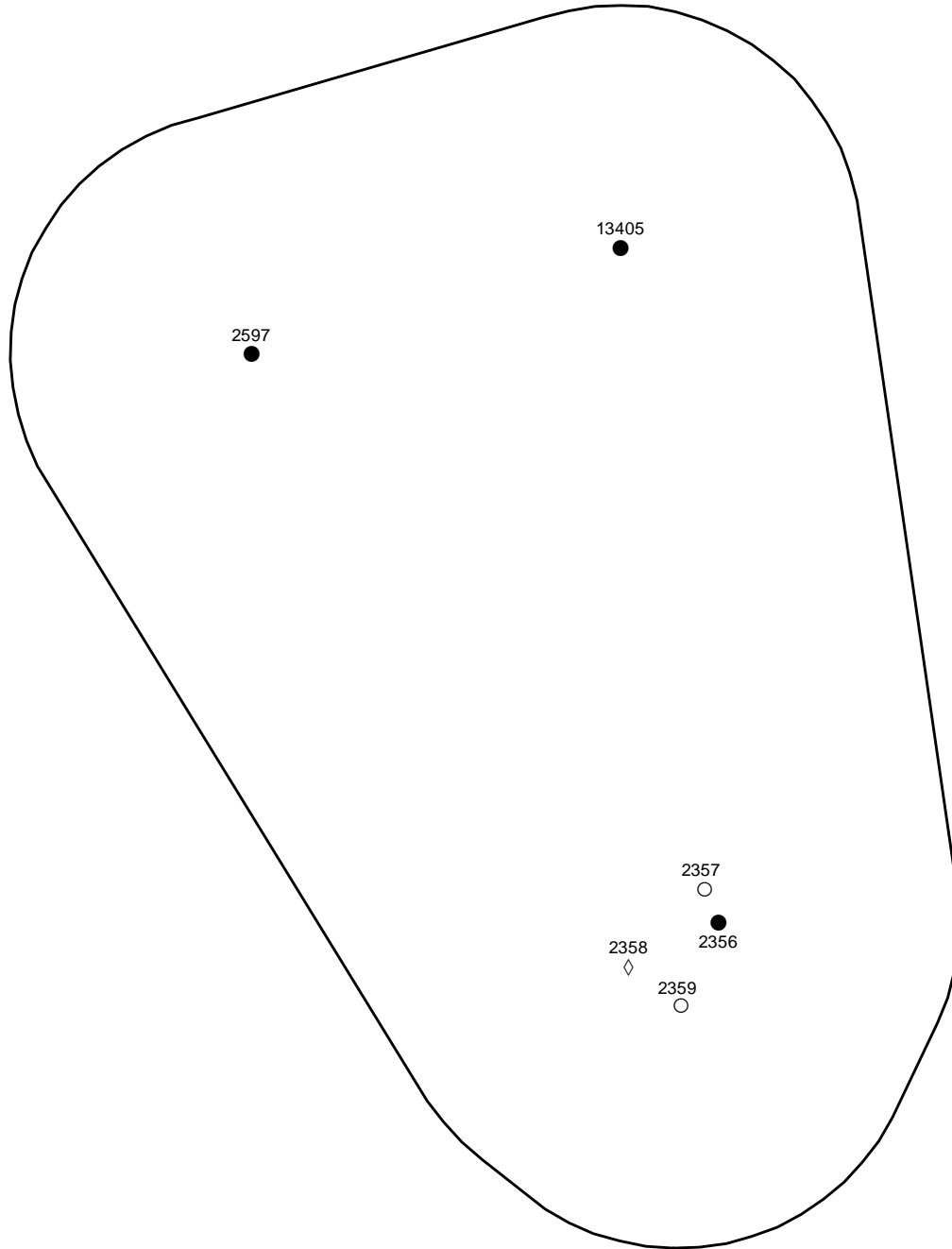
Apalachicola National Forest RCW Assessment

Cluster 223.08

Total Cavity Tree Count

6

- | | | | |
|---------------|--------------|---------------|----------------|
| ● Active | ◇ Unsuitable | ▭ Active | ■ Private Land |
| ○ Inactive | ○ NA | ▭ Inactive | ▨ Young Pine |
| ■ Recruitment | ⊕ Unknown | ▭ Recruitment | |
| | × Non Extant | | |



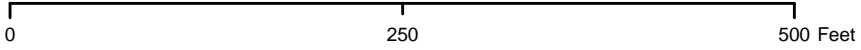
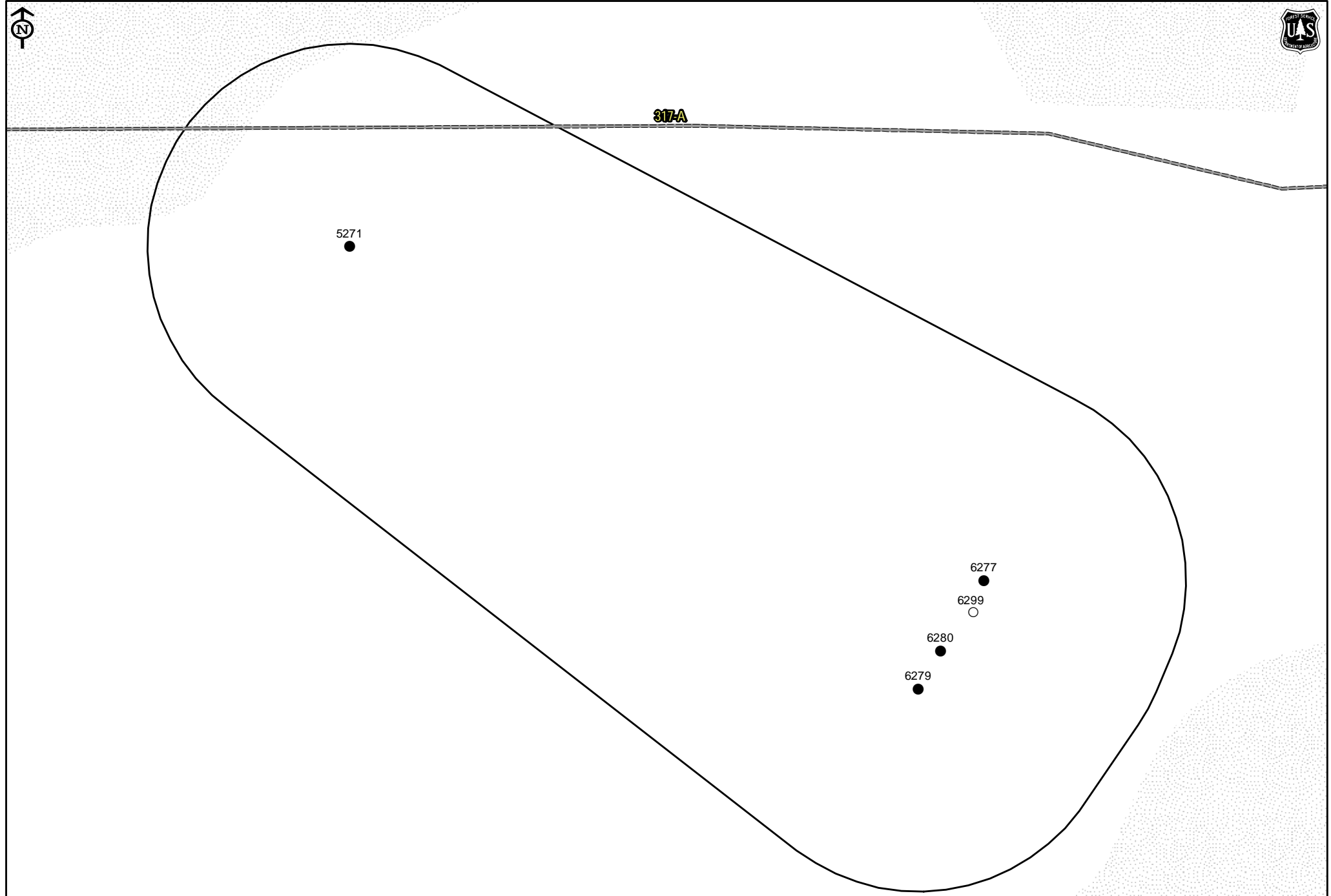
Apalachicola National Forest RCW Assessment

Cluster 223.09

Total Cavity Tree Count

5

- | | | | |
|-------------------|--------------|----------------------|------------------------|
| RCW Tree (Status) | ◇ Unsuitable | RCW Cluster (Status) | Unsuitable RCW habitat |
| ● Active | ○ NA | ▭ Active | ■ Non Pine |
| ○ Inactive | ✚ Unknown | ▭ Inactive | ▨ Young Pine |
| ■ Recruitment | ✕ Non Extant | ▭ Recruitment | ■ Private Land |

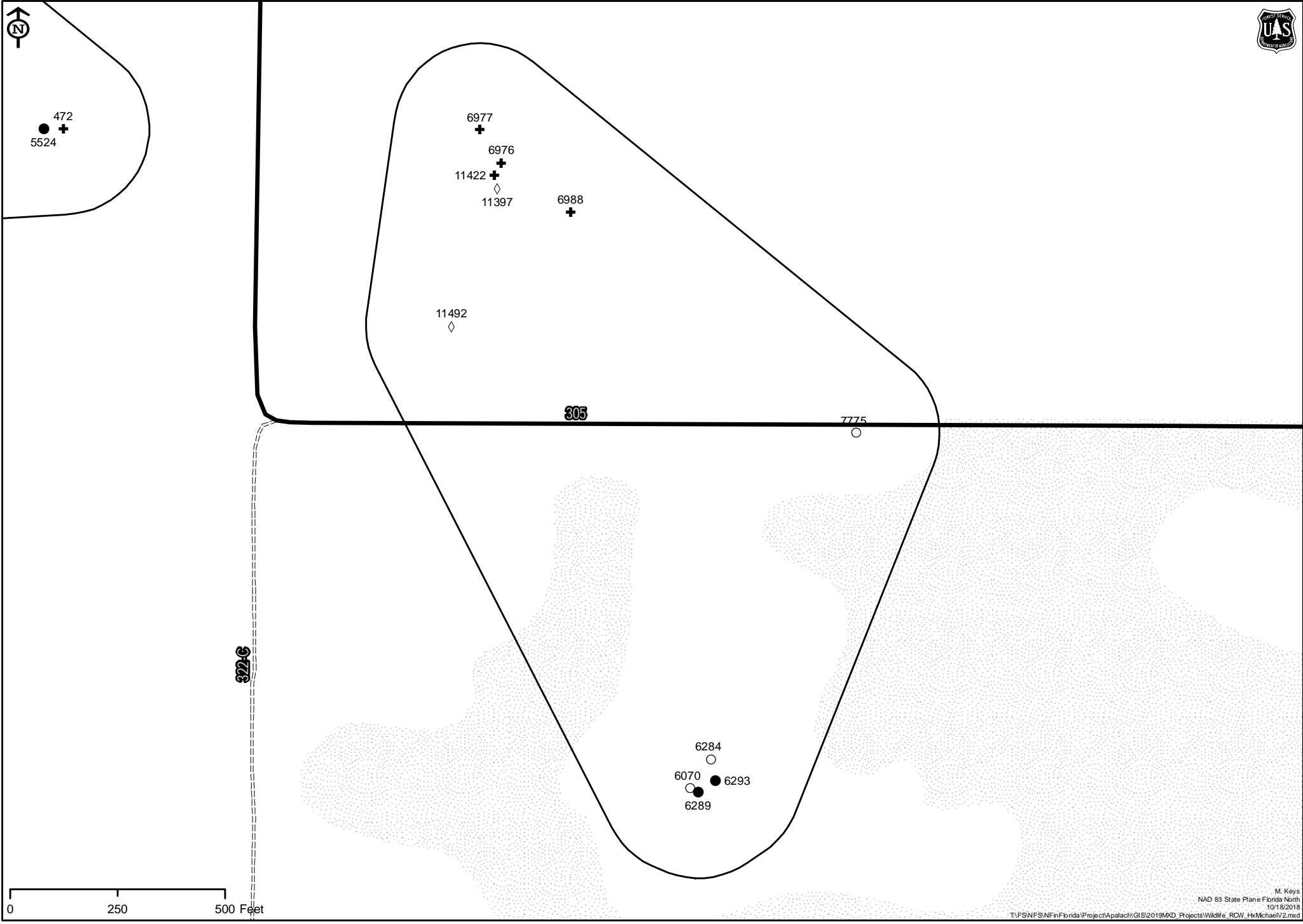


Apalachicola National Forest RCW Assessment

Cluster 223.1

Total Cavity Tree Count 11

- | | | | |
|---------------|--------------|---------------|----------------|
| ● Active | ◇ Unsuitable | ▭ Active | ■ Private Land |
| ○ Inactive | ○ NA | ▭ Inactive | ▨ Non Pine |
| ■ Recruitment | ✦ Unknown | ▭ Recruitment | ▨ Young Pine |
| | ✕ Non Extant | | |



0 250 500 Feet

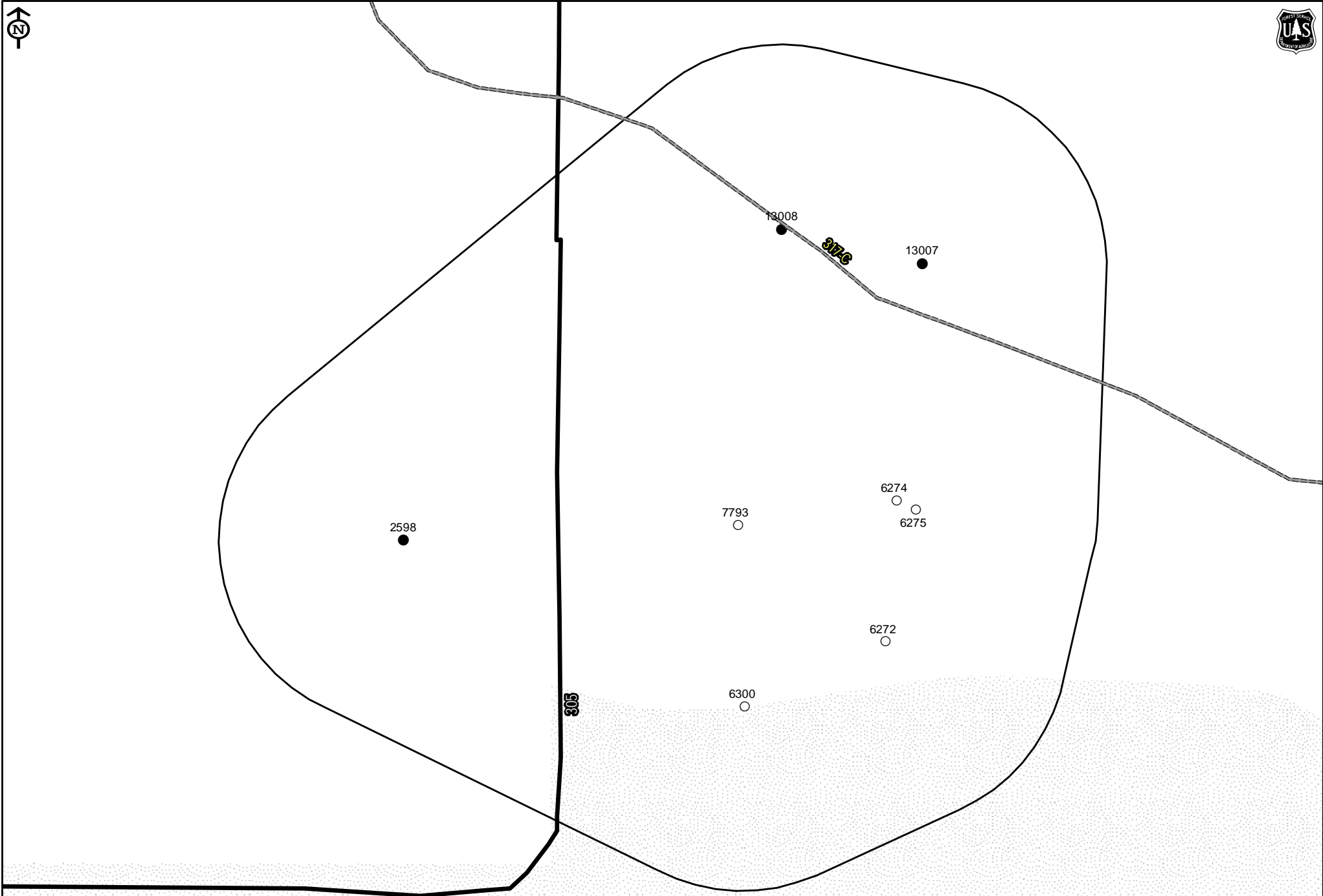
Apalachicola National Forest RCW Assessment

Cluster 223.11

Total Cavity Tree Count

8

- | | | | |
|---------------|--------------|---------------|----------------|
| ● Active | ◇ Unsuitable | ▭ Active | ■ Private Land |
| ○ Inactive | ○ NA | ▭ Inactive | ▨ Young Pine |
| ■ Recruitment | ✕ Non Extant | ▭ Recruitment | |
| | | | |



0 250 500 Feet

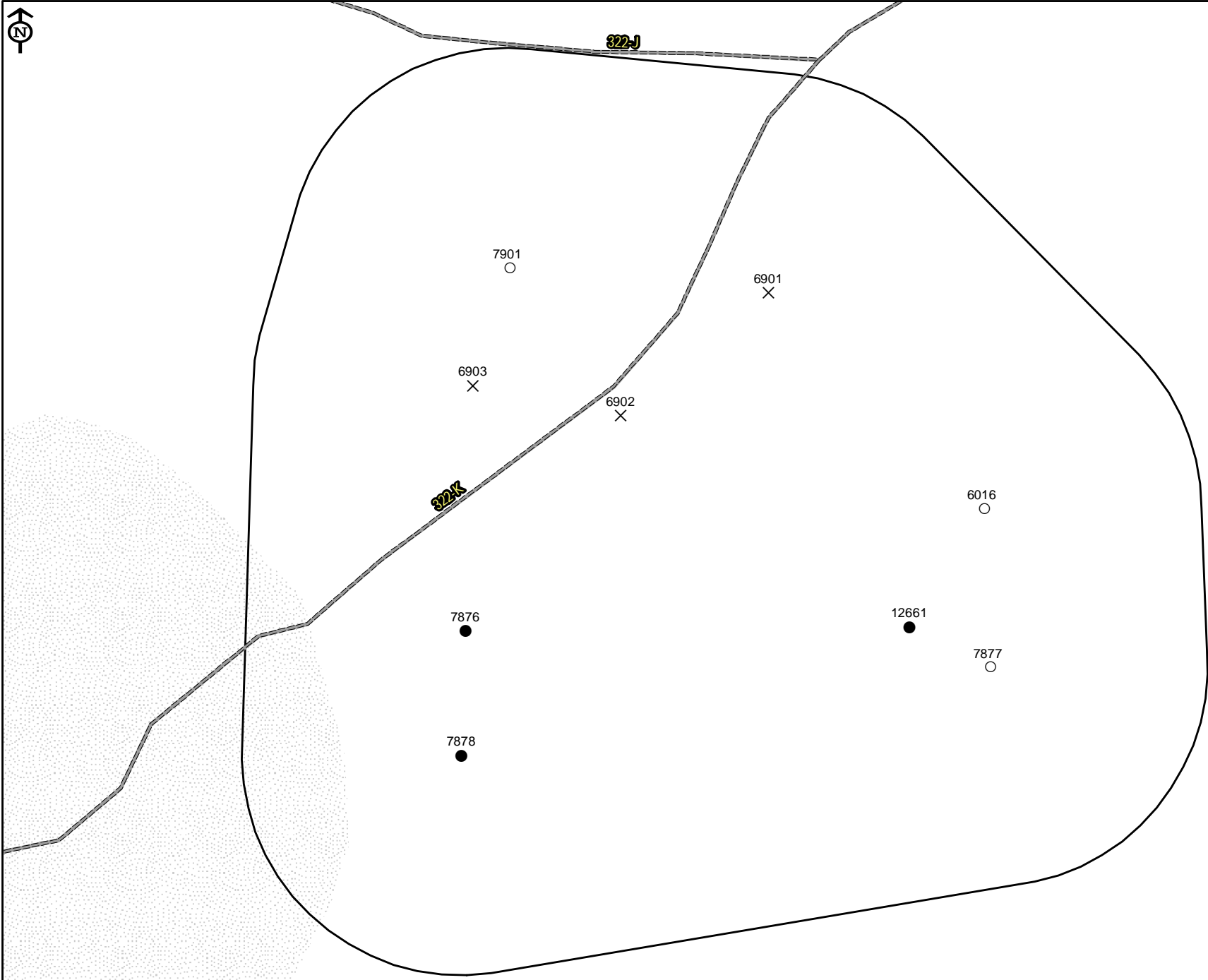
Apalachicola National Forest RCW Assessment

Cluster 223.12

Total Cavity Tree Count

9

- | | | | |
|---------------|--------------|---------------|----------------|
| ● Active | ◇ Unsuitable | ▭ Active | ■ Private Land |
| ○ Inactive | ○ NA | ▭ Inactive | ▨ Non Pine |
| ■ Recruitment | ✦ Unknown | ▭ Recruitment | ▨ Young Pine |
| | ✕ Non Extant | | |



0 250 500 Feet

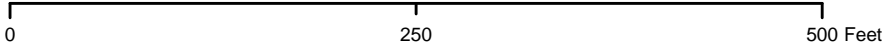
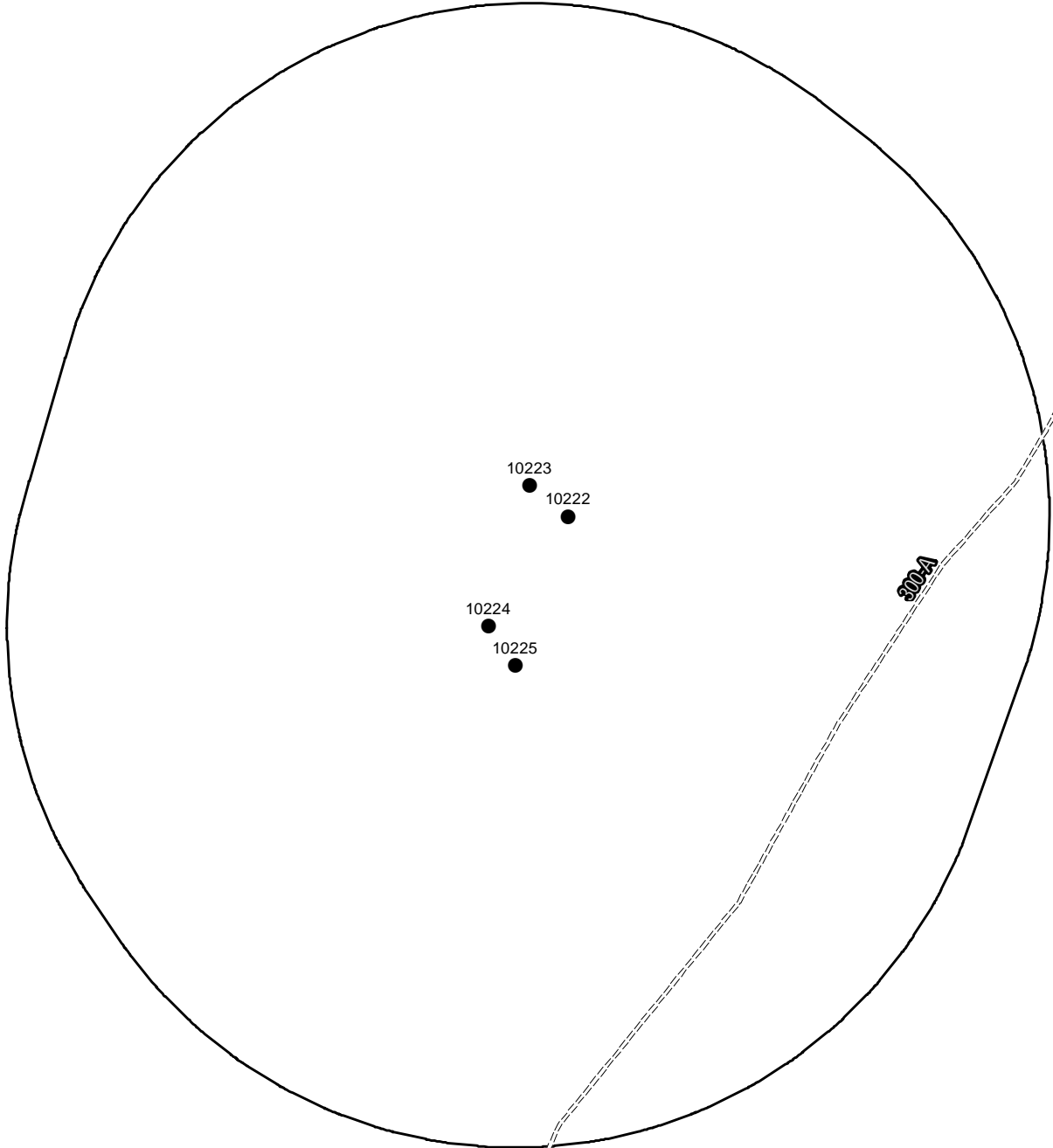
Apalachicola National Forest RCW Assessment

Cluster 223.13

Total Cavity Tree Count

4

- | | | | |
|-------------------|--------------|----------------------|------------------------|
| RCW Tree (Status) | ◇ Unsuitable | RCW Cluster (Status) | Unsuitable RCW habitat |
| ● Active | ○ NA | ▭ Active | ■ Non Pine |
| ○ Inactive | ✚ Unknown | ▭ Inactive | ▨ Young Pine |
| ■ Recruitment | ✕ Non Extant | ▭ Recruitment | ■ Private Land |



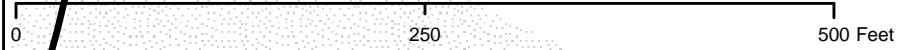
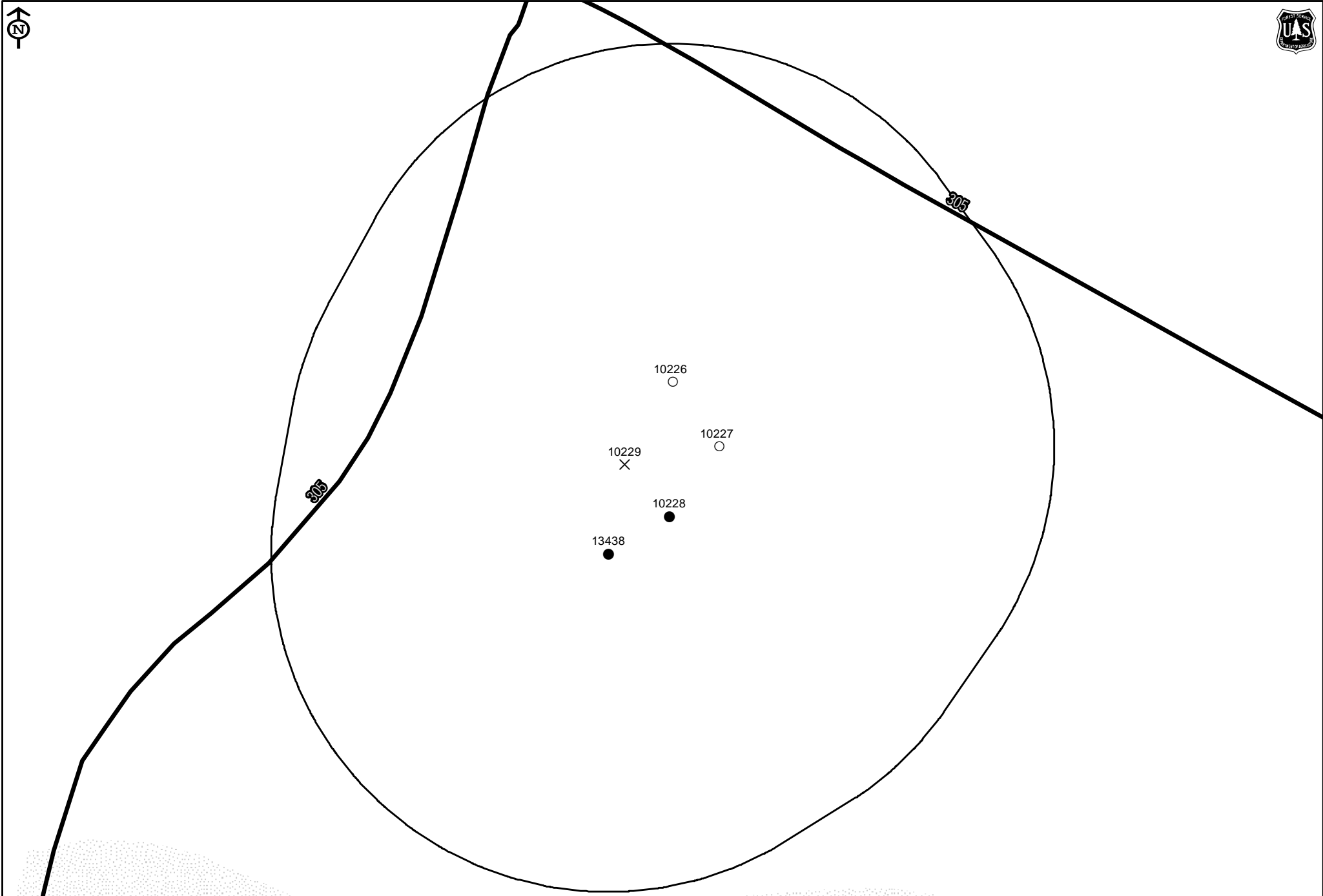
Apalachicola National Forest RCW Assessment

Cluster 223.14

Total Cavity Tree Count

5

- | | | | |
|-------------------|--------------|----------------------|------------------------|
| RCW Tree (Status) | ◇ Unsuitable | RCW Cluster (Status) | Unsuitable RCW habitat |
| ● Active | ○ NA | ▭ Active | ■ Non Pine |
| ○ Inactive | ✚ Unknown | ▭ Inactive | ▨ Young Pine |
| ■ Recruitment | ✕ Non Extant | ▭ Recruitment | ■ Private Land |



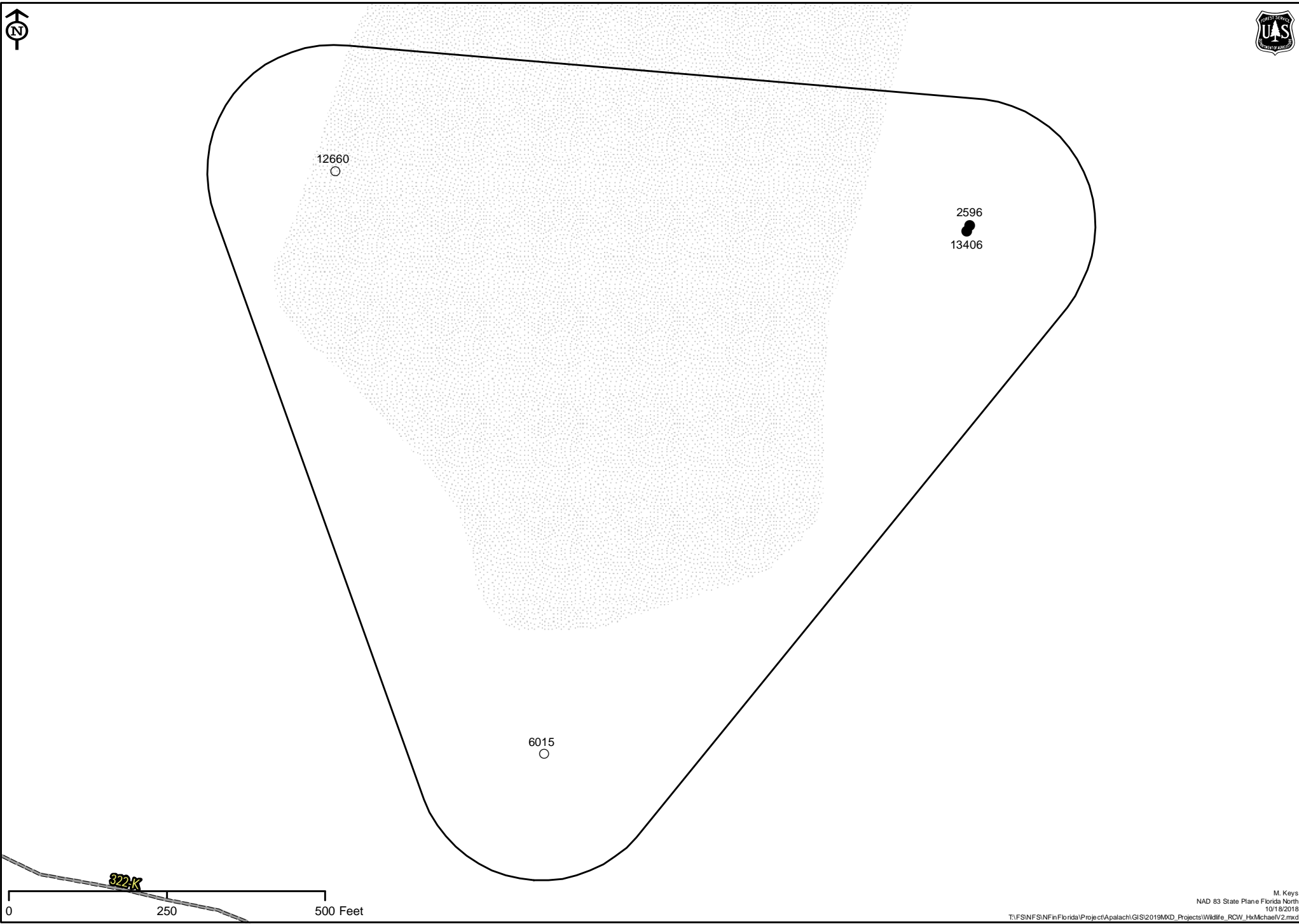
Apalachicola National Forest RCW Assessment

Cluster 223.15

Total Cavity Tree Count

4

- | | | | |
|---------------|--------------|---------------|----------------|
| ● Active | ◇ Unsuitable | ▭ Active | ■ Private Land |
| ○ Inactive | ○ NA | ▭ Inactive | ▨ Young Pine |
| ■ Recruitment | ✕ Non Extant | ▭ Recruitment | |
| | | | |



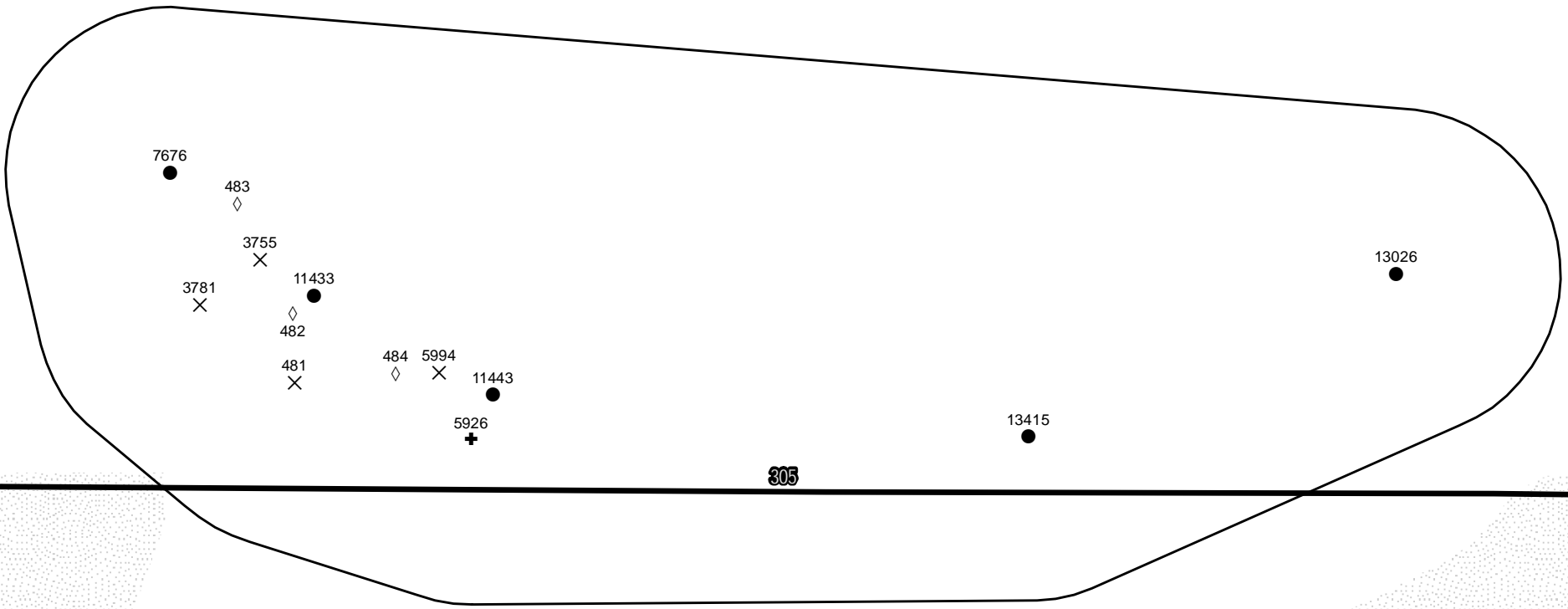
Apalachicola National Forest RCW Assessment

Cluster 224.01

Total Cavity Tree Count

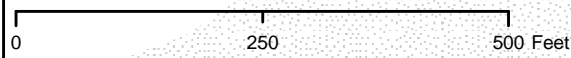
13

- | | | | |
|---------------|--------------|---------------|--------------------------|
| ● Active | ◇ Unsuitable | ▭ Active | ■ Unsuitable RCW habitat |
| ○ Inactive | ○ NA | ▭ Inactive | ■ Non Pine |
| ■ Recruitment | ✕ Unknown | ▭ Recruitment | ■ Young Pine |
| | ✕ Non Extant | | ■ Private Land |



- 7676 ●
- 483 ◇
- 3755 ✕
- 11433 ●
- 3781 ✕
- 482 ◇
- 481 ✕
- 484 ◇
- 5994 ✕
- 11443 ●
- 5926 +
- 13415 ●
- 13026 ●

305

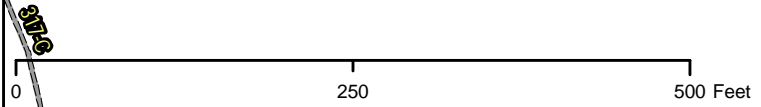
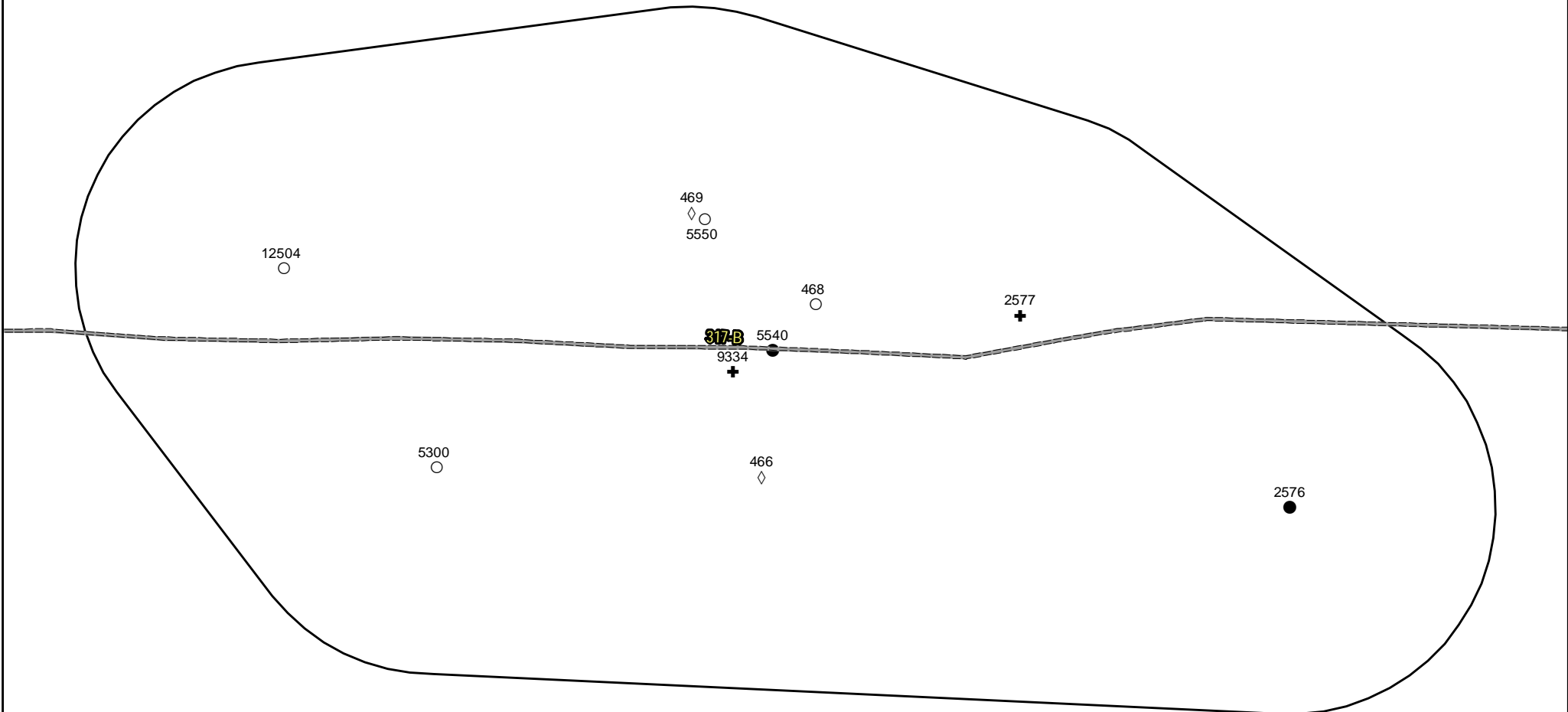


Apalachicola National Forest RCW Assessment

Cluster 224.02

Total Cavity Tree Count 10

- | | | | |
|---------------|--------------|---------------|--------------------------|
| ● Active | ◇ Unsuitable | ▭ Active | ■ Unsuitable RCW habitat |
| ○ Inactive | ○ NA | ▭ Inactive | ■ Non Pine |
| ■ Recruitment | ✚ Unknown | ▭ Recruitment | ■ Young Pine |
| | ✕ Non Extant | | ■ Private Land |

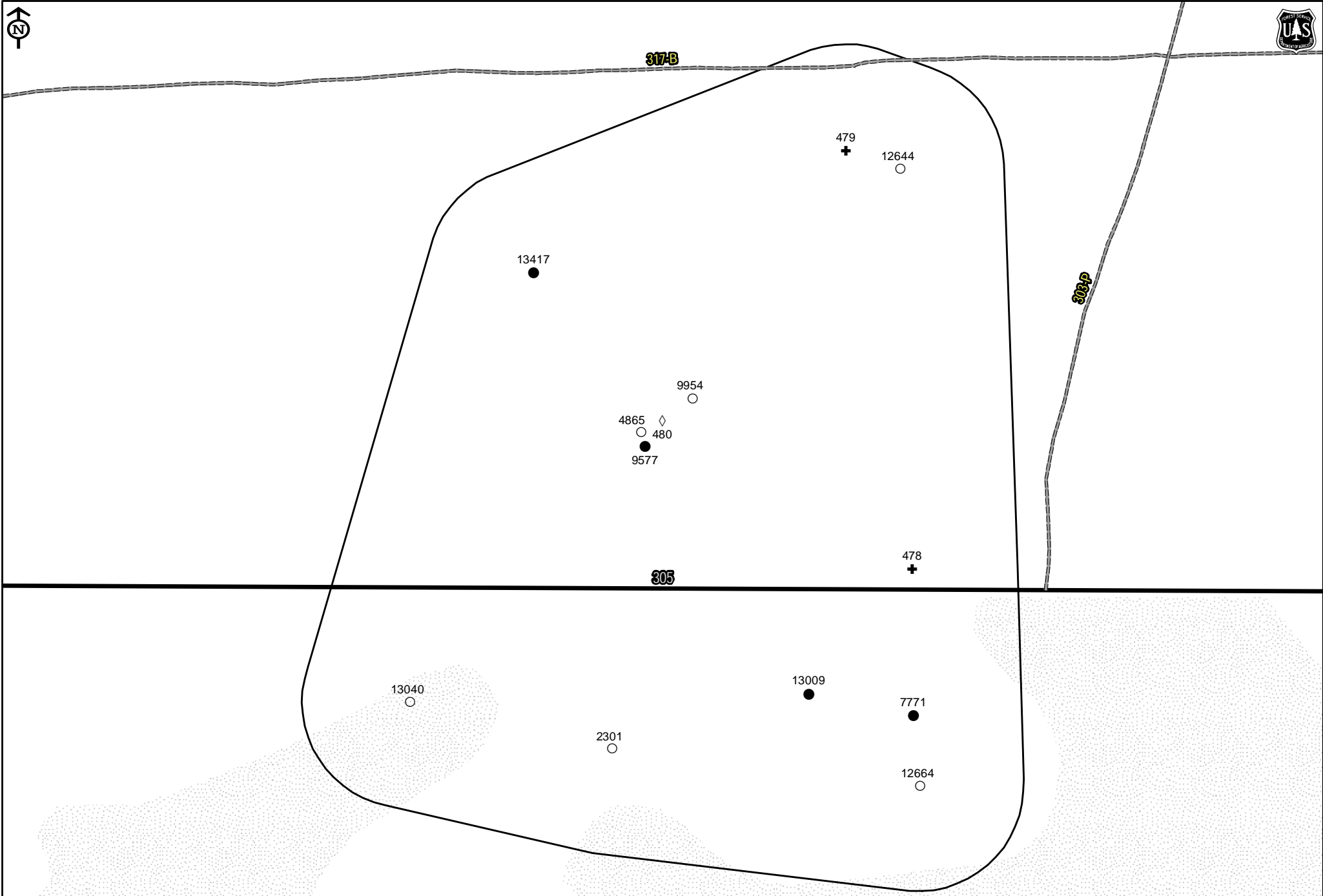


Apalachicola National Forest RCW Assessment

Cluster 224.03

Total Cavity Tree Count 13

- | | | | |
|-------------------|--------------|----------------------|------------------------|
| RCW Tree (Status) | ◇ Unsuitable | RCW Cluster (Status) | Unsuitable RCW habitat |
| ● Active | ○ NA | ▭ Active | ■ Non Pine |
| ○ Inactive | ✚ Unknown | ▭ Inactive | ▨ Young Pine |
| ■ Recruitment | ✕ Non Extant | ▭ Recruitment | ■ Private Land |



Apalachicola National Forest RCW Assessment

Cluster 224.04

Total Cavity Tree Count **10**

- | | | | |
|---------------|--------------|---------------|--------------------------|
| ● Active | ◇ Unsuitable | ▭ Active | ■ Unsuitable RCW habitat |
| ○ Inactive | ○ NA | ▭ Inactive | ■ Non Pine |
| ■ Recruitment | ✕ Non Extant | ▭ Recruitment | ● Young Pine |
| | | | ■ Private Land |



0 250 500 Feet

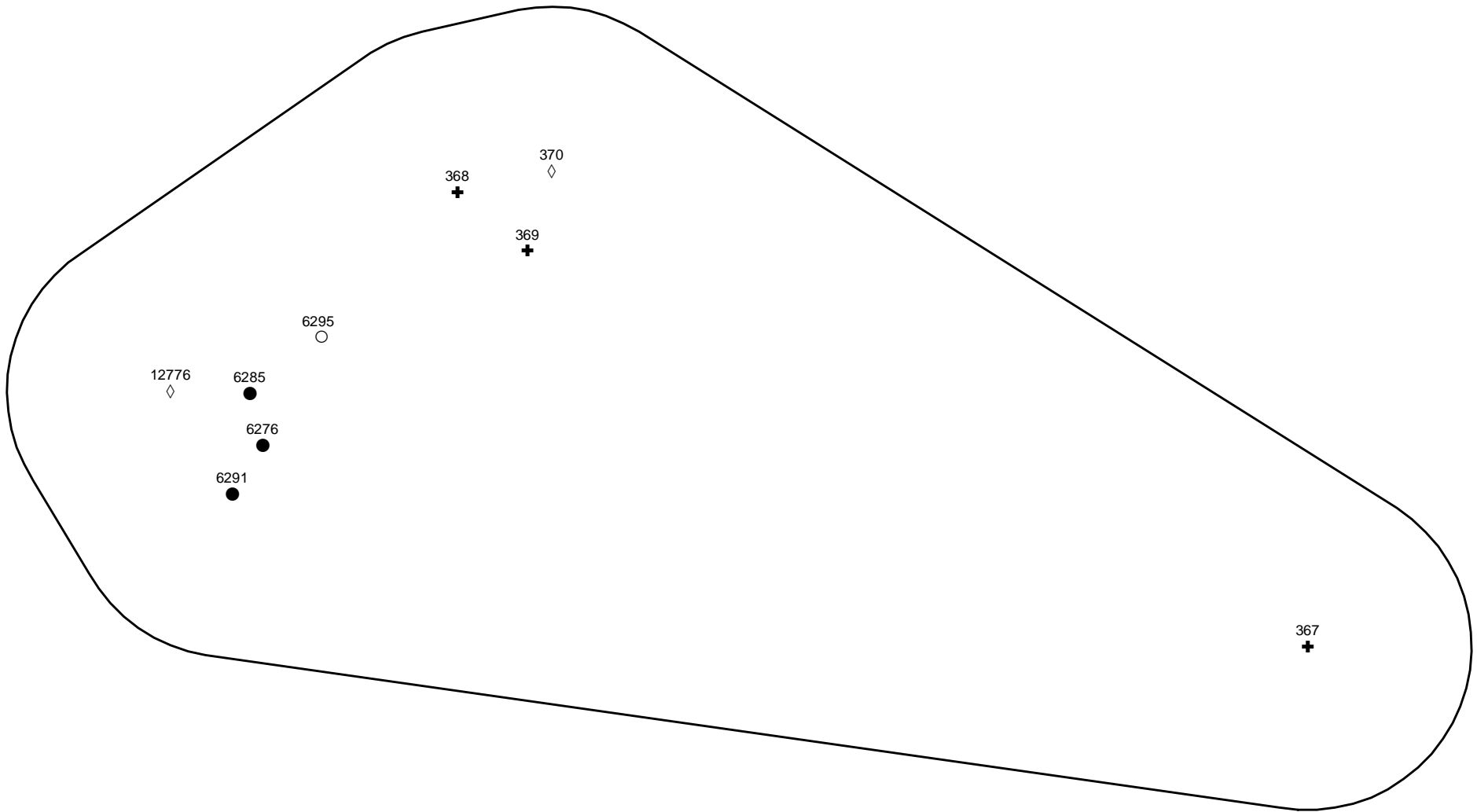
Apalachicola National Forest RCW Assessment

Cluster 225.02

Total Cavity Tree Count

9

- | | | | |
|---------------|--------------|---------------|--------------------------|
| ● Active | ◇ Unsuitable | ▭ Active | ■ Unsuitable RCW habitat |
| ○ Inactive | ○ NA | ▭ Inactive | ■ Non Pine |
| ■ Recruitment | ✦ Unknown | ▭ Recruitment | ■ Young Pine |
| | ✦ Non Extant | | ■ Private Land |



0 250 500 Feet

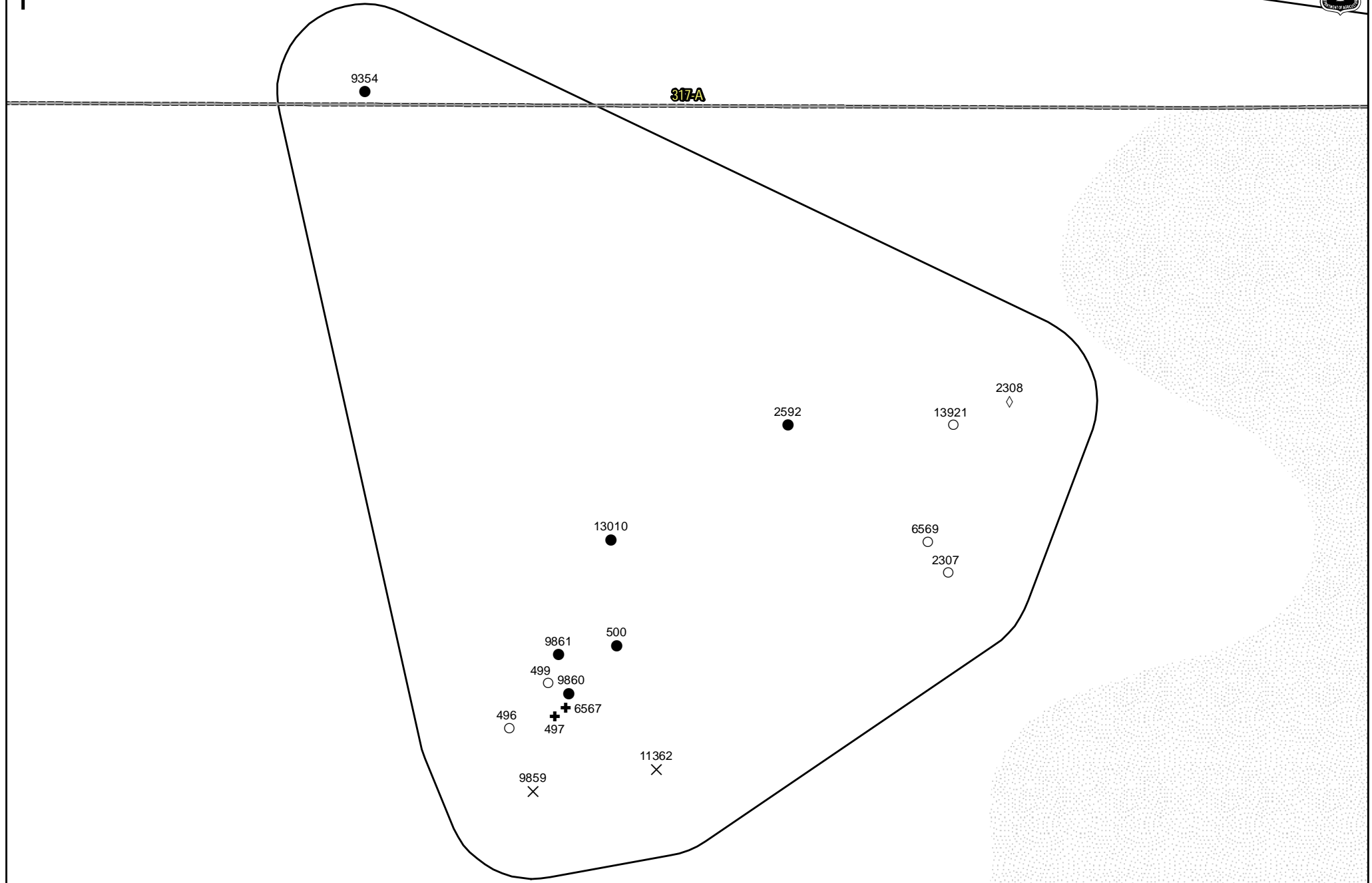
Apalachicola National Forest RCW Assessment

Cluster 225.03

Total Cavity Tree Count

16

- | | | | |
|---------------|--------------|---------------|--------------------------|
| ● Active | ◇ Unsuitable | ▭ Active | ▭ Unsuitable RCW habitat |
| ○ Inactive | ○ NA | ▭ Inactive | ▭ Non Pine |
| ■ Recruitment | ✚ Unknown | ▭ Recruitment | ▭ Young Pine |
| | ✕ Non Extant | | ▭ Private Land |



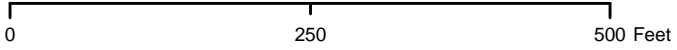
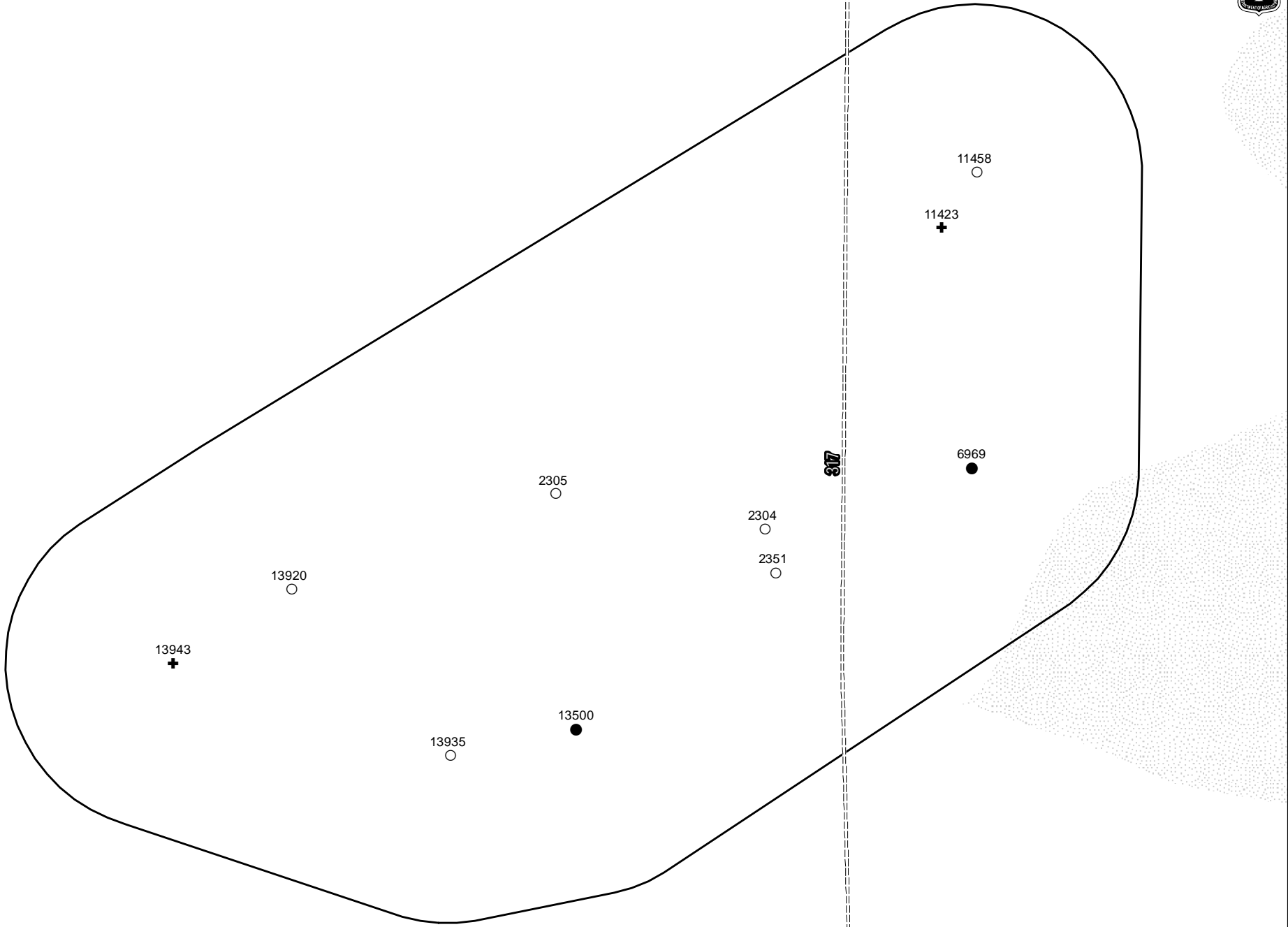
0 250 500 Feet

Apalachicola National Forest RCW Assessment

Cluster 225.04

Total Cavity Tree Count 10

- | | | | |
|---------------|--------------|---------------|----------------|
| ● Active | ◇ Unsuitable | ▭ Active | ■ Private Land |
| ○ Inactive | ○ NA | ▭ Inactive | ▨ Young Pine |
| ■ Recruitment | ✦ Unknown | ▭ Recruitment | |
| | ✕ Non Extant | | |

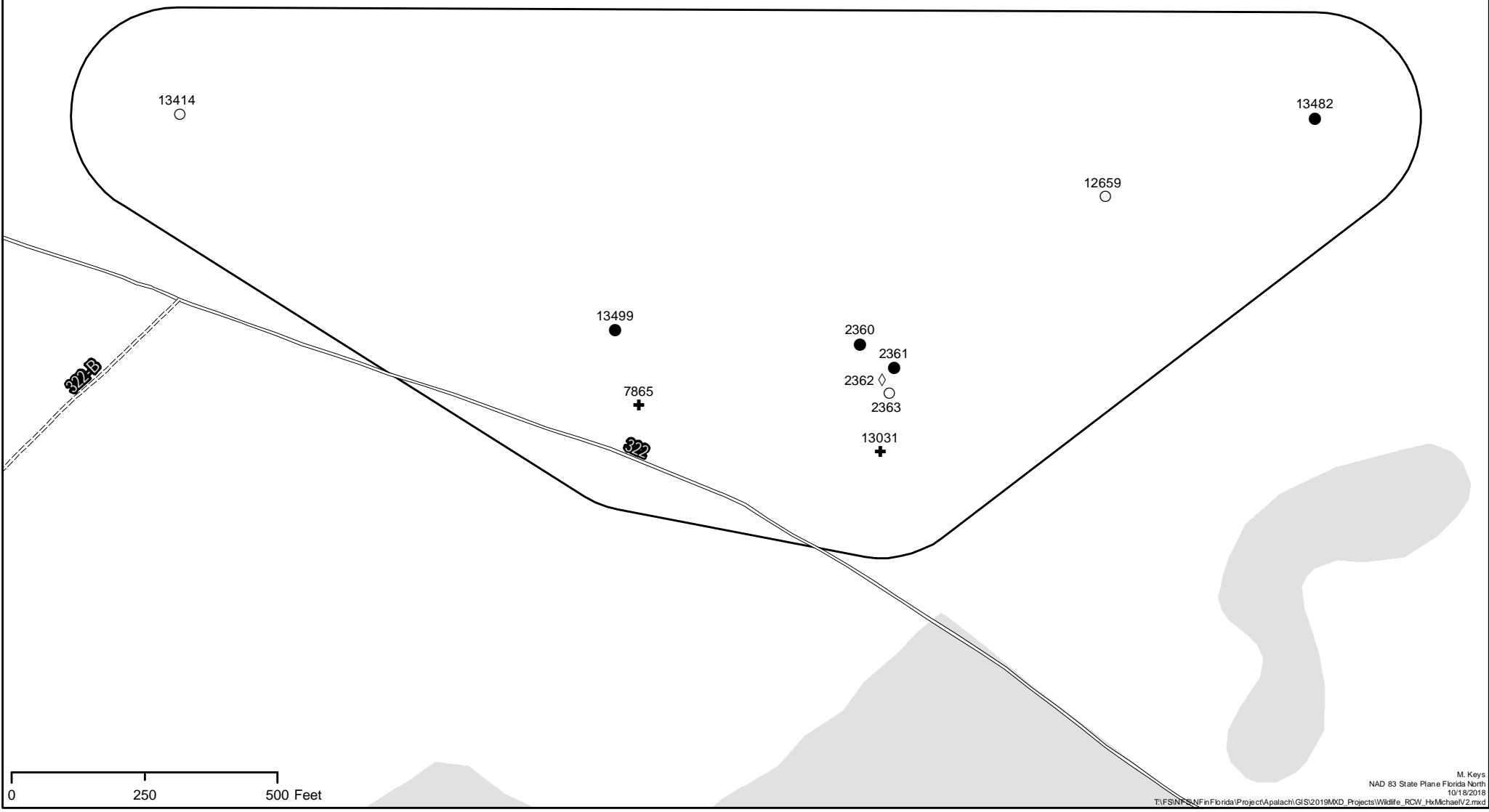


Apalachicola National Forest RCW Assessment

Cluster 225.05

Total Cavity Tree Count 10

- | | | | |
|---------------|--------------|---------------|----------------|
| ● Active | ◇ Unsuitable | ▭ Active | ■ Private Land |
| ○ Inactive | ⊕ Unknown | ▭ Inactive | ▨ Young Pine |
| ■ Recruitment | × Non Extant | ▭ Recruitment | |



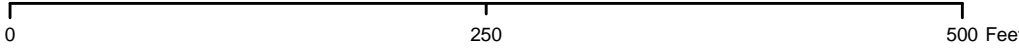
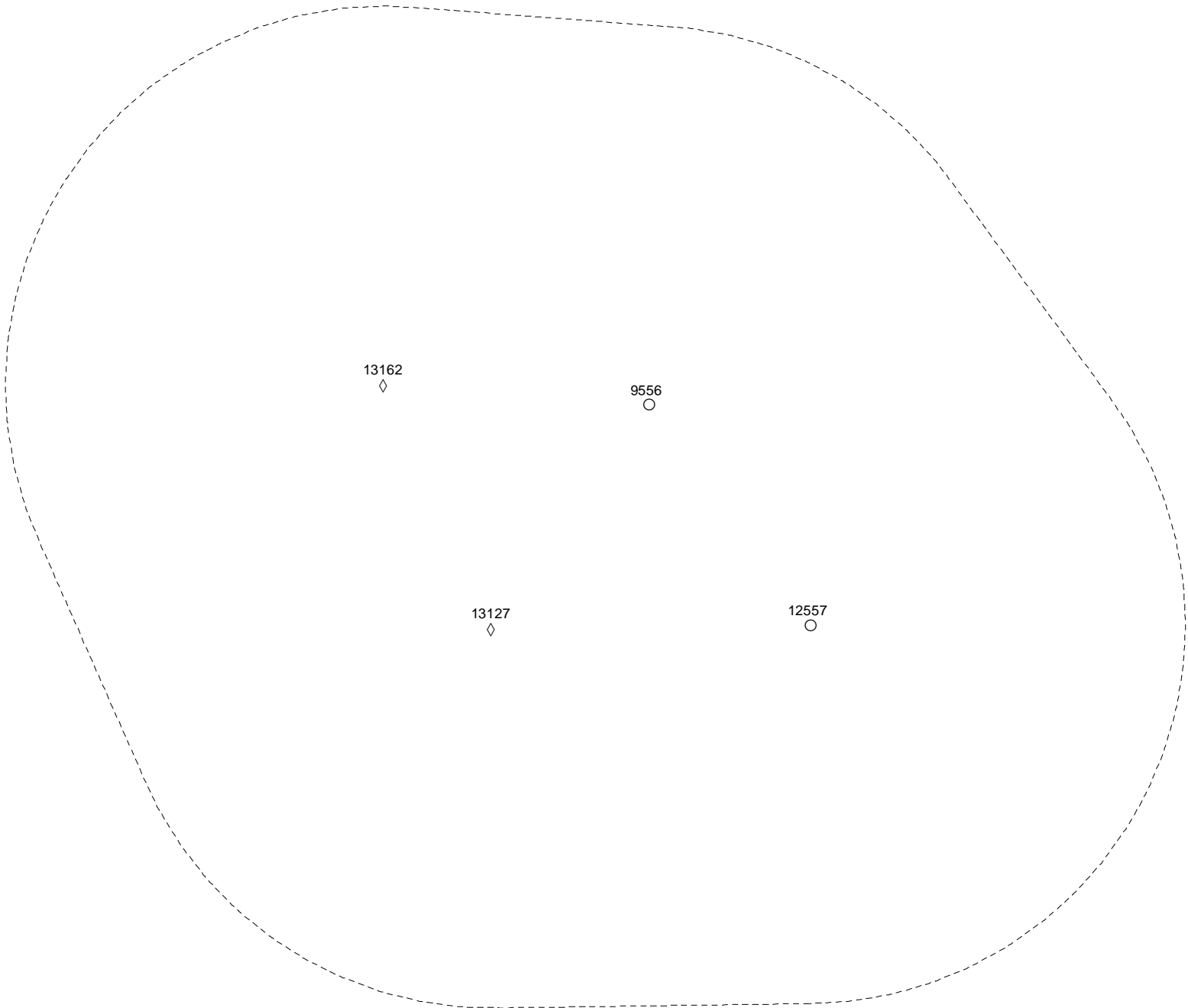
Apalachicola National Forest RCW Assessment

Cluster 225.06

Total Cavity Tree Count

4

- | | | | |
|-------------------|--------------|----------------------|------------------------|
| RCW Tree (Status) | ◇ Unsuitable | RCW Cluster (Status) | Unsuitable RCW habitat |
| ● Active | ○ NA | ▭ Active | ■ Non Pine |
| ○ Inactive | ✚ Unknown | ▭ Inactive | ▨ Young Pine |
| ■ Recruitment | ✕ Non Extant | ▭ Recruitment | ■ Private Land |



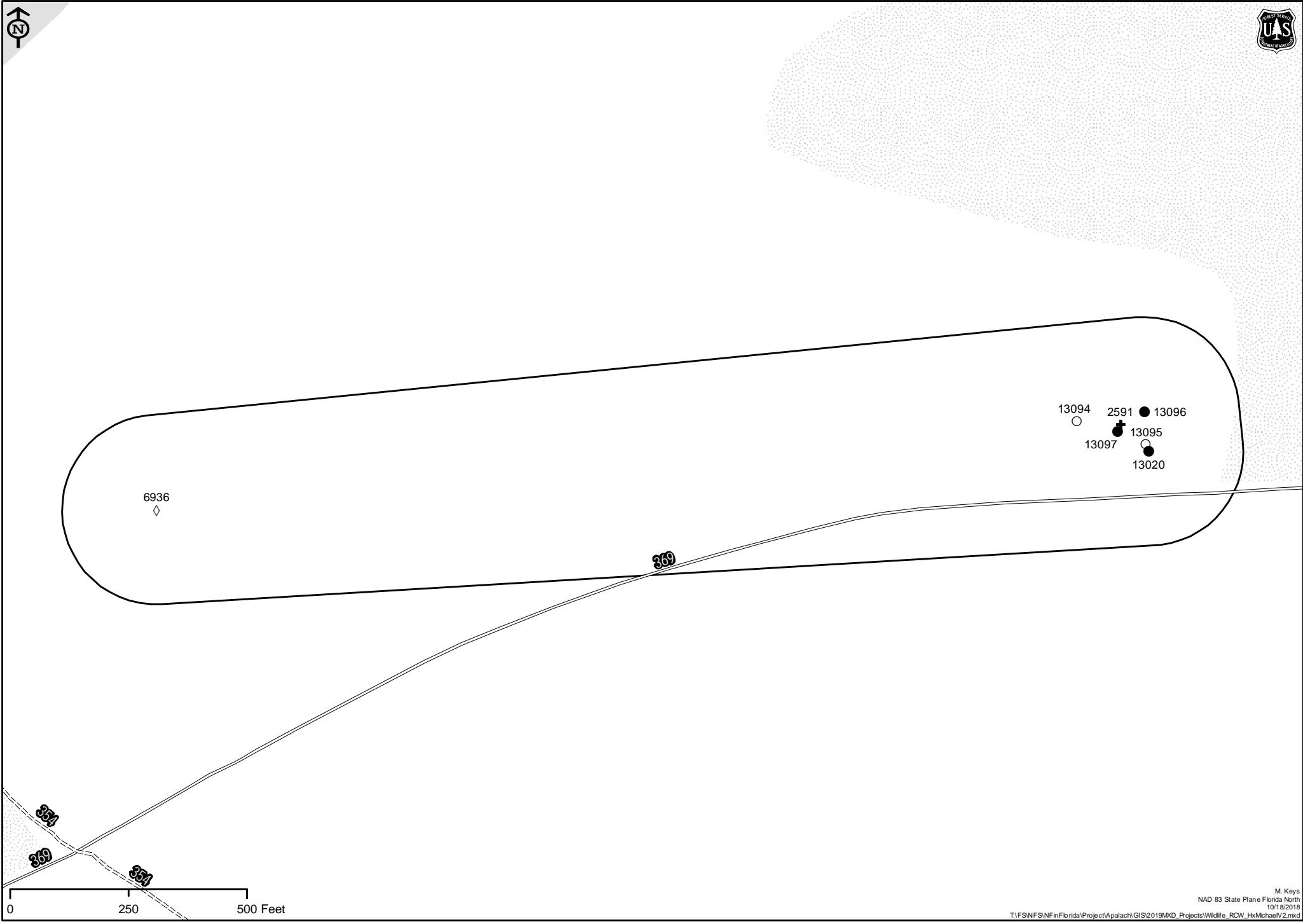
Apalachicola National Forest RCW Assessment

Cluster 227.02

Total Cavity Tree Count

7

- | | | | |
|---------------|--------------|---------------|--------------------------|
| ● Active | ◇ Unsuitable | ▭ Active | ▭ Unsuitable RCW habitat |
| ○ Inactive | ○ NA | ▭ Inactive | ▭ Non Pine |
| ■ Recruitment | ✦ Unknown | ▭ Recruitment | ▭ Young Pine |
| | ✕ Non Extant | | ▭ Private Land |

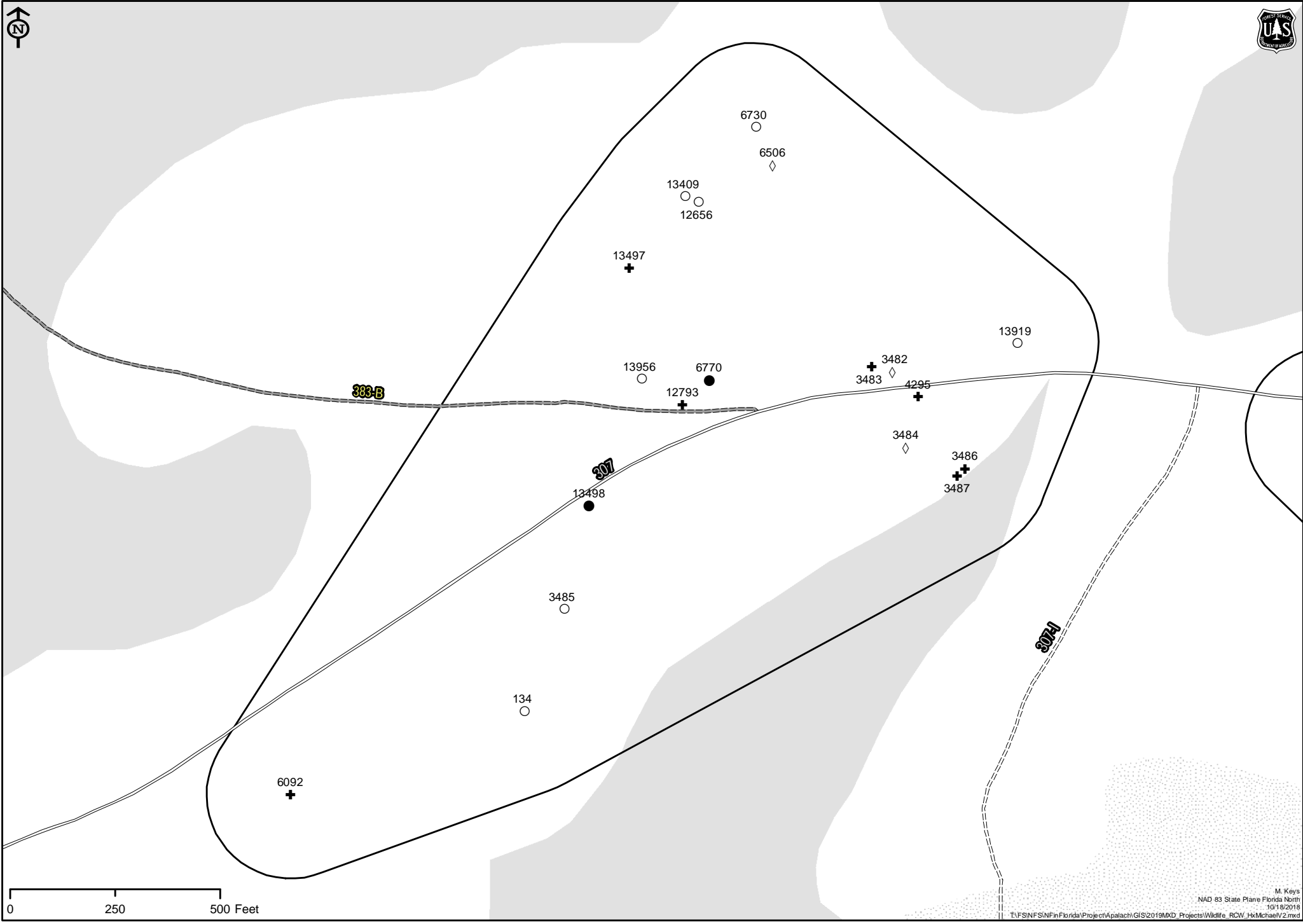


Apalachicola National Forest RCW Assessment

Cluster 228.01

Total Cavity Tree Count **19**

- | | | | |
|---------------|--------------|---------------|----------------|
| ● Active | ◇ Unsuitable | ▭ Active | ■ Private Land |
| ○ Inactive | ○ NA | ▭ Inactive | ▨ Young Pine |
| ■ Recruitment | ✦ Unknown | ▭ Recruitment | |
| | ✕ Non Extant | | |



0 250 500 Feet

Apalachicola National Forest RCW Assessment

Cluster 228.02

Total Cavity Tree Count

11

- | | | | |
|---------------|--------------|---------------|--------------------------|
| ● Active | ◇ Unsuitable | ▭ Active | ■ Unsuitable RCW habitat |
| ○ Inactive | ○ NA | ▭ Inactive | ■ Non Pine |
| ■ Recruitment | ✚ Unknown | ▭ Recruitment | ■ Young Pine |
| | ✕ Non Extant | | ■ Private Land |



0 250 500 Feet

Apalachicola National Forest RCW Assessment

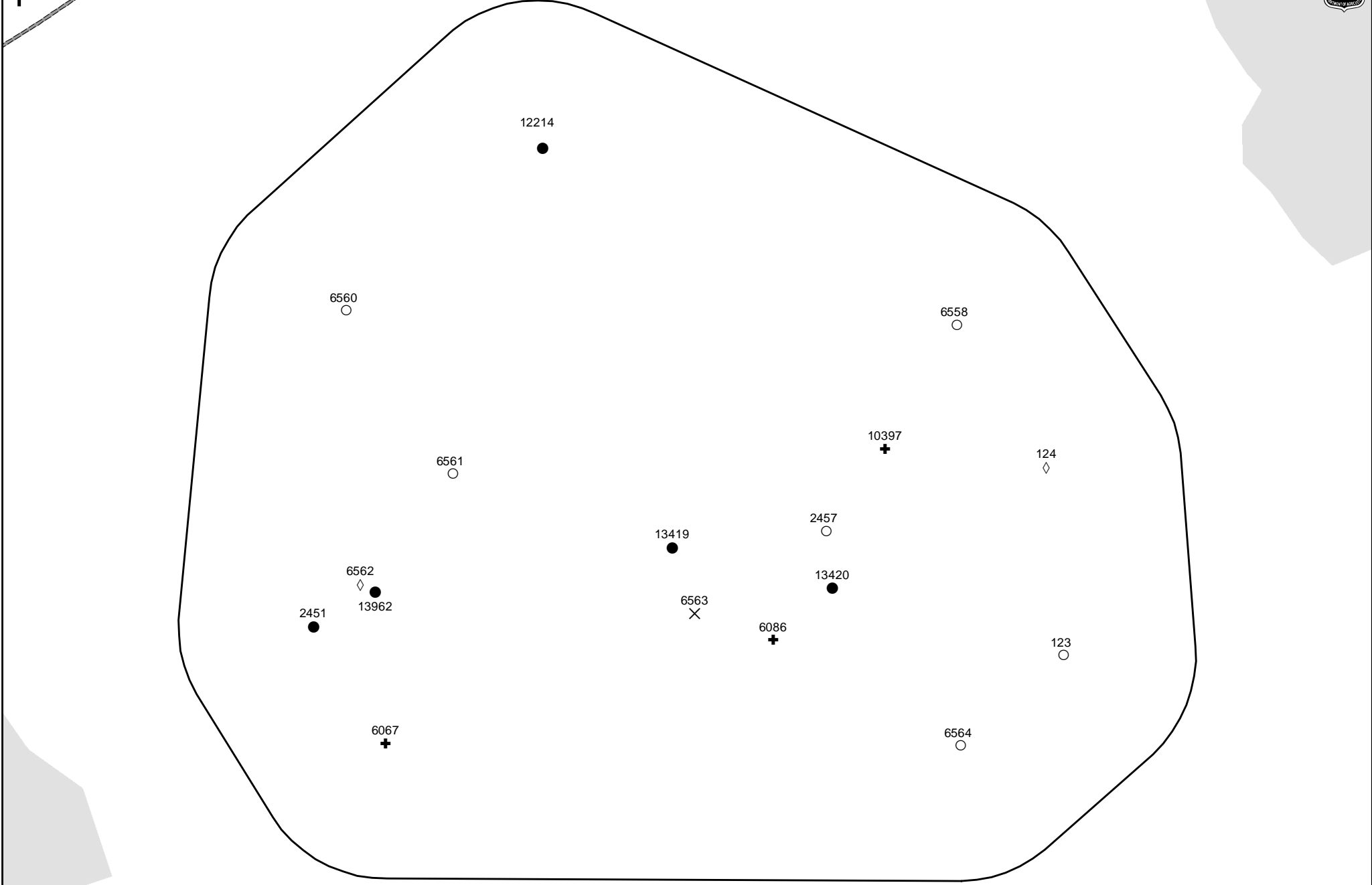
Cluster 228.03

Total Cavity Tree Count **17**

- | | | | |
|---------------|--------------|---------------|--------------------------|
| ● Active | ◇ Unsuitable | ▭ Active | ■ Unsuitable RCW habitat |
| ○ Inactive | ○ NA | ▭ Inactive | ■ Non Pine |
| ■ Recruitment | ✕ Non Extant | ▭ Recruitment | ■ Young Pine |
| | | | ■ Private Land |



305K



0 250 500 Feet

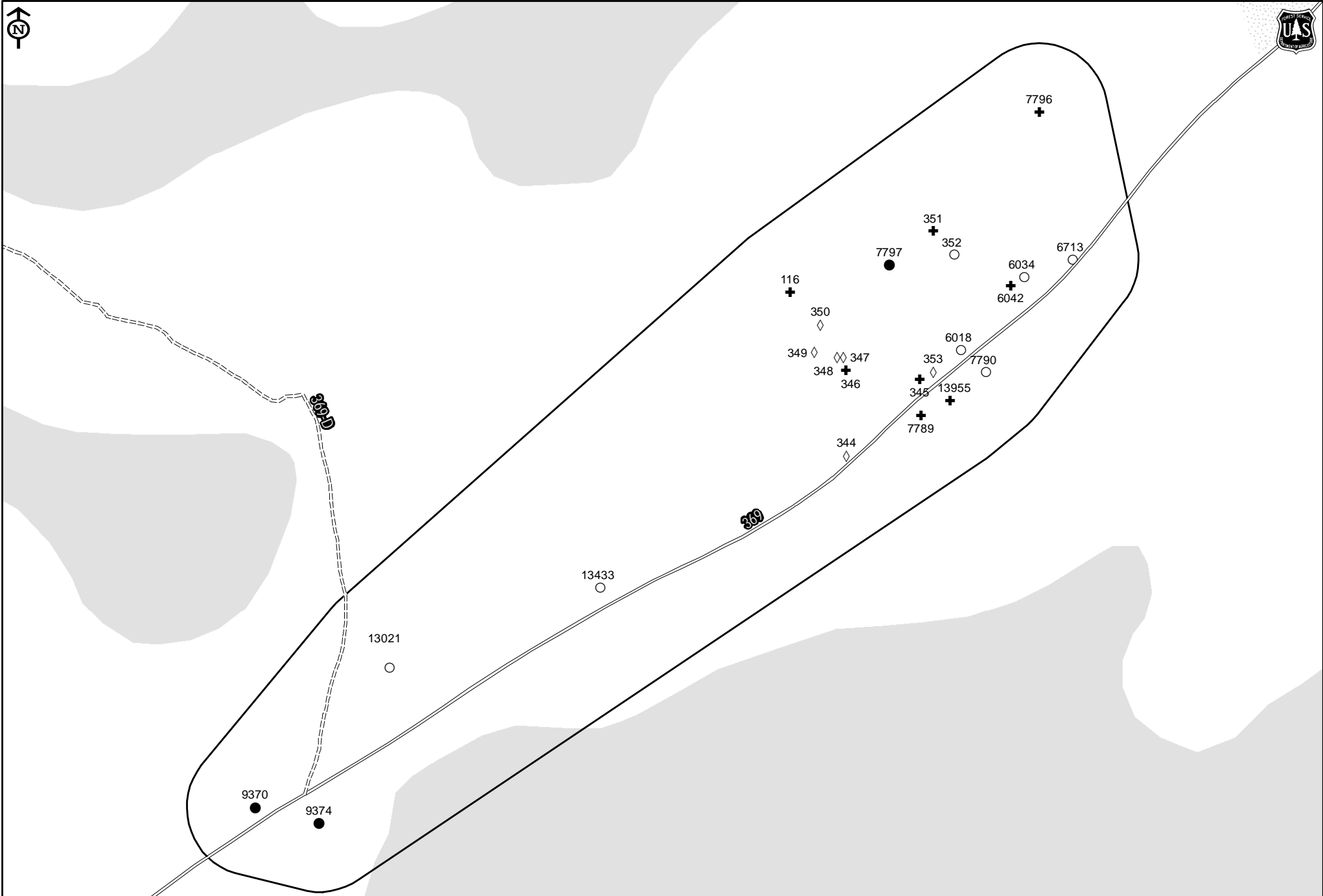
Apalachicola National Forest RCW Assessment

Cluster 228.06

Total Cavity Tree Count

24

- | | | | |
|---------------|--------------|---------------|----------------|
| ● Active | ◇ Unsuitable | ▭ Active | ■ Private Land |
| ○ Inactive | ○ NA | ▭ Inactive | ▨ Young Pine |
| ■ Recruitment | ✚ Unknown | ▭ Recruitment | |
| | ✕ Non Extant | | |



0 250 500 Feet

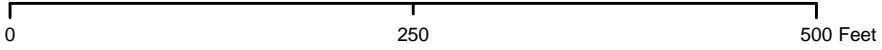
Apalachicola National Forest RCW Assessment

Cluster 228.09

Total Cavity Tree Count

8

- | | | | |
|-------------------|--------------|----------------------|------------------------|
| RCW Tree (Status) | ◇ Unsuitable | RCW Cluster (Status) | Unsuitable RCW habitat |
| ● Active | ○ NA | ▭ Active | ■ Non Pine |
| ○ Inactive | ✚ Unknown | ▭ Inactive | ▨ Young Pine |
| ■ Recruitment | ✕ Non Extant | ▭ Recruitment | ■ Private Land |



Apalachicola National Forest RCW Assessment

Cluster 228.1

Total Cavity Tree Count 10

- | | | | |
|---------------|--------------|---------------|----------------|
| ● Active | ◇ Unsuitable | ▭ Active | ■ Private Land |
| ○ Inactive | ○ NA | ▭ Inactive | ▨ Young Pine |
| ■ Recruitment | ✚ Unknown | ▭ Recruitment | |
| | ✕ Non Extant | | |



0 250 500 Feet

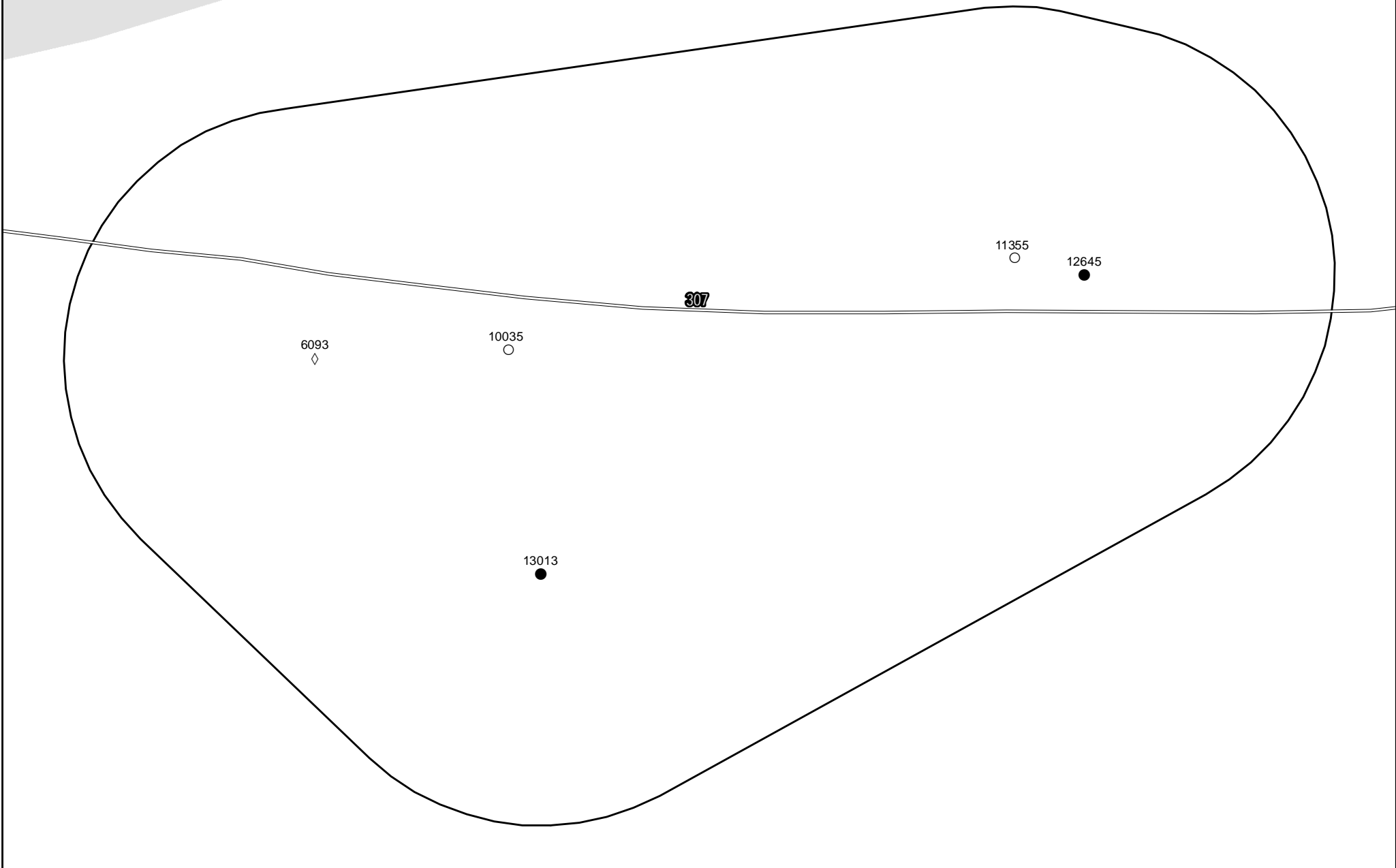
Apalachicola National Forest RCW Assessment

Cluster 228.11

Total Cavity Tree Count

5

- | | | | |
|-------------------|--------------|----------------------|------------------------|
| RCW Tree (Status) | ◇ Unsuitable | RCW Cluster (Status) | Unsuitable RCW habitat |
| ● Active | ○ NA | ▭ Active | ■ Non Pine |
| ○ Inactive | ✚ Unknown | ▭ Inactive | ▨ Young Pine |
| ■ Recruitment | ✕ Non Extant | ▭ Recruitment | ■ Private Land |



0 250 500 Feet

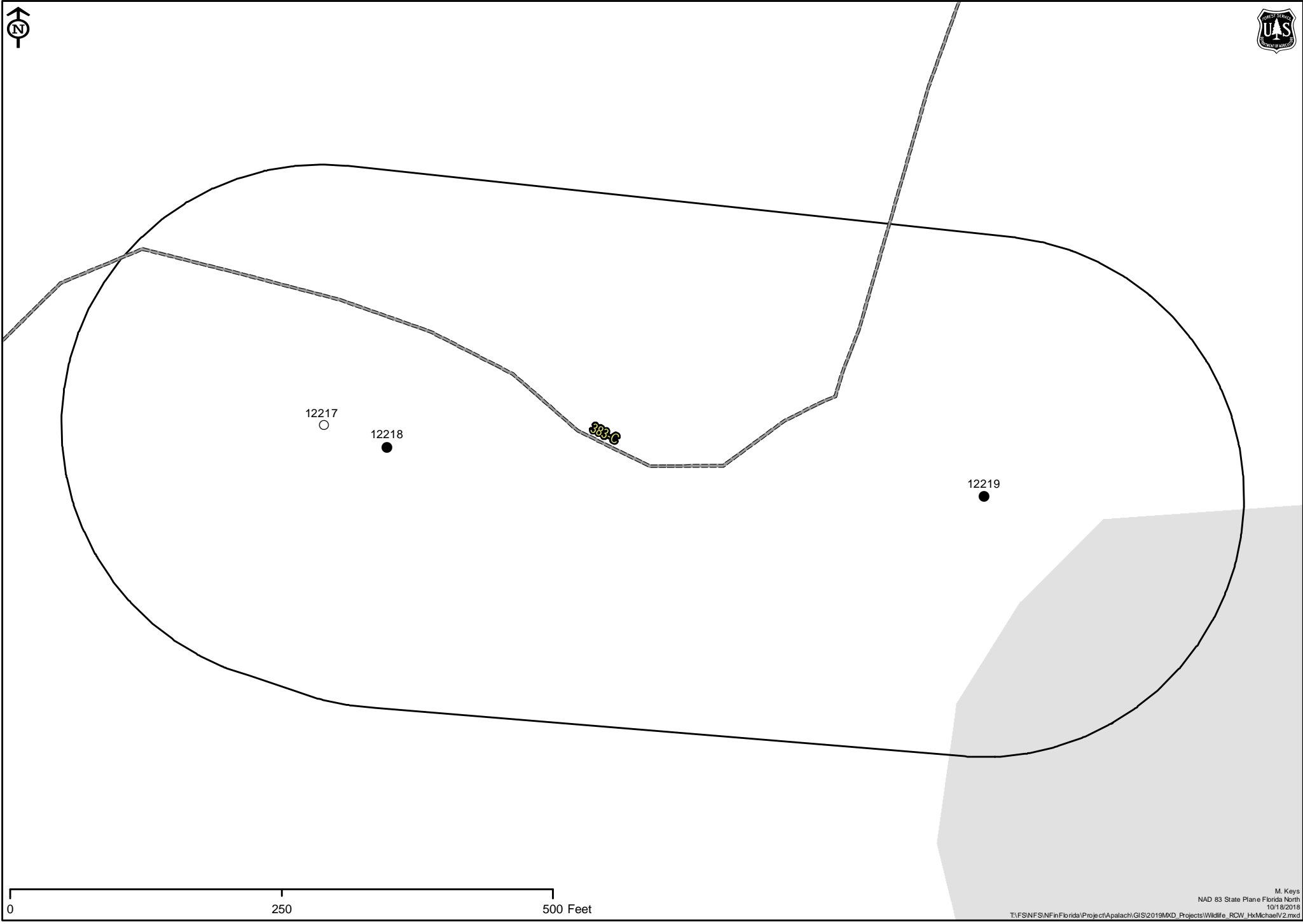
Apalachicola National Forest RCW Assessment

Cluster 228.12

Total Cavity Tree Count

3

- | | | | |
|-------------------|--------------|----------------------|------------------------|
| RCW Tree (Status) | ◇ Unsuitable | RCW Cluster (Status) | Unsuitable RCW habitat |
| ● Active | ○ NA | ▭ Active | ■ Non Pine |
| ○ Inactive | ✚ Unknown | ▭ Inactive | ● Young Pine |
| ■ Recruitment | ✕ Non Extant | ▭ Recruitment | ■ Private Land |



0 250 500 Feet

Apalachicola National Forest RCW Assessment

Cluster 229.01

Total Cavity Tree Count **26**

- | | | | |
|---------------|--------------|---------------|--------------------------|
| ● Active | ◇ Unsuitable | ▭ Active | ■ Unsuitable RCW habitat |
| ○ Inactive | ○ NA | ▭ Inactive | ■ Non Pine |
| ■ Recruitment | ⊕ Unknown | ▭ Recruitment | ■ Young Pine |
| | ⊗ Non Extant | | ■ Private Land |

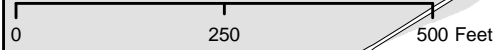


Apalachicola National Forest RCW Assessment

Cluster 229.02

Total Cavity Tree Count **24**

- | | | | |
|---------------|--------------|---------------|--------------------------|
| ◇ Unsuitable | ◇ Unsuitable | □ Active | □ Unsuitable RCW habitat |
| ● Active | ○ NA | □ Inactive | □ Non Pine |
| ○ Inactive | ✚ Unknown | □ Recruitment | □ Young Pine |
| ■ Recruitment | ✕ Non Extant | | ■ Private Land |

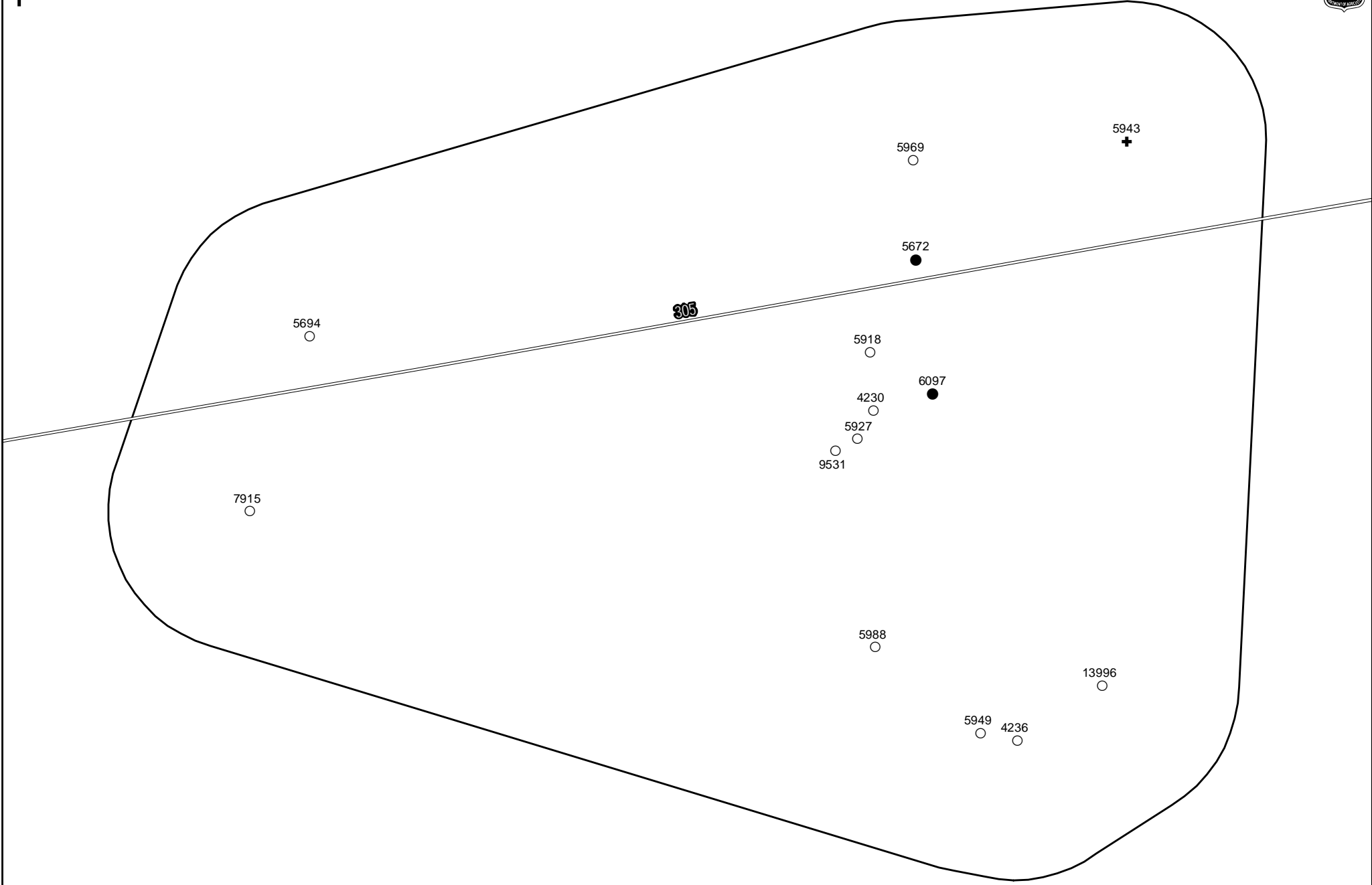


Apalachicola National Forest RCW Assessment

Cluster 229.03

Total Cavity Tree Count 14

- | | | | |
|---------------|--------------|---------------|----------------|
| ● Active | ◇ Unsuitable | ▭ Active | ■ Private Land |
| ○ Inactive | ○ NA | ▭ Inactive | ▨ Young Pine |
| ■ Recruitment | ⊕ Unknown | ▭ Recruitment | |
| | × Non Extant | | |



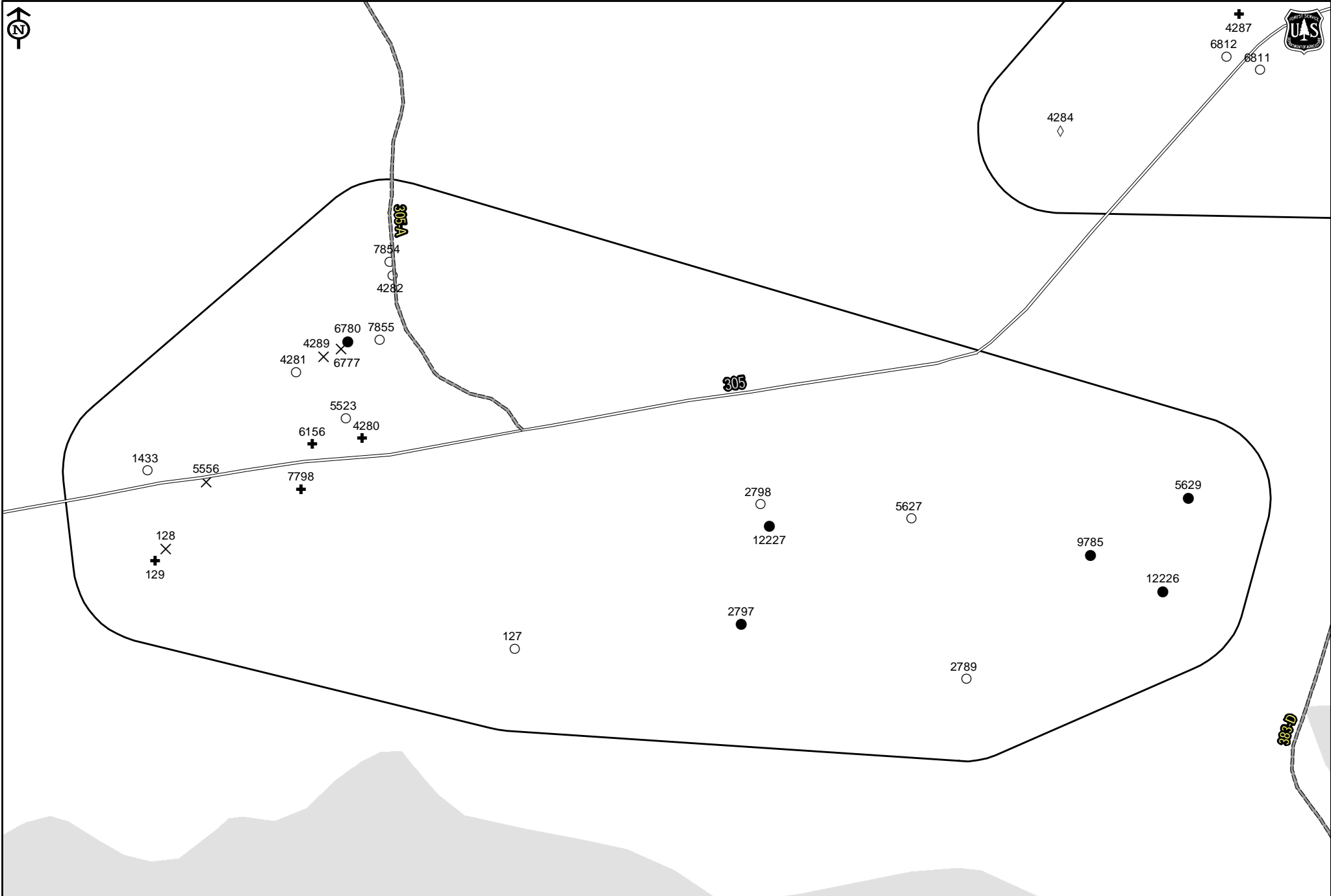
0 250 500 Feet

Apalachicola National Forest RCW Assessment

Cluster 229.04

Total Cavity Tree Count **24**

- | | | | |
|---------------|--------------|---------------|----------------|
| ● Active | ◇ Unsuitable | ▭ Active | ■ Private Land |
| ○ Inactive | ○ NA | ▭ Inactive | ▨ Non Pine |
| ■ Recruitment | ✦ Unknown | ▭ Recruitment | ▨ Young Pine |
| | ✕ Non Extant | | |



0 250 500 Feet

Apalachicola National Forest RCW Assessment

Cluster 229.05

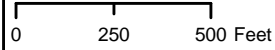
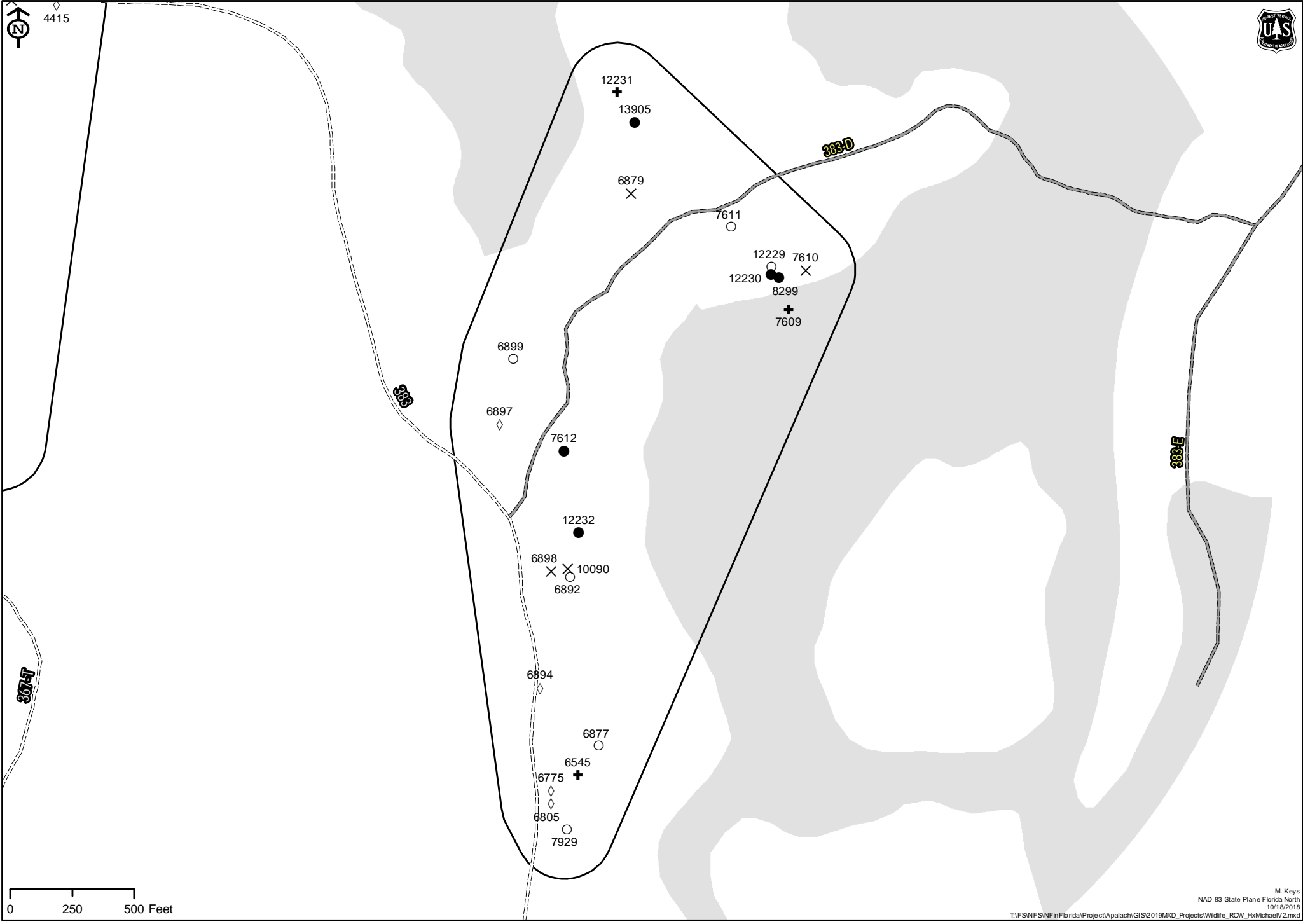
Total Cavity Tree Count

22

- | | | | |
|---------------|--------------|---------------|--------------------------|
| ● Active | ◇ Unsuitable | ◻ Active | ■ Unsuitable RCW habitat |
| ○ Inactive | ○ NA | ◻ Inactive | ▨ Non Pine |
| ■ Recruitment | ✚ Unknown | ◻ Recruitment | ▨ Young Pine |
| | ✕ Non Extant | | ■ Private Land |



4415



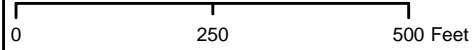
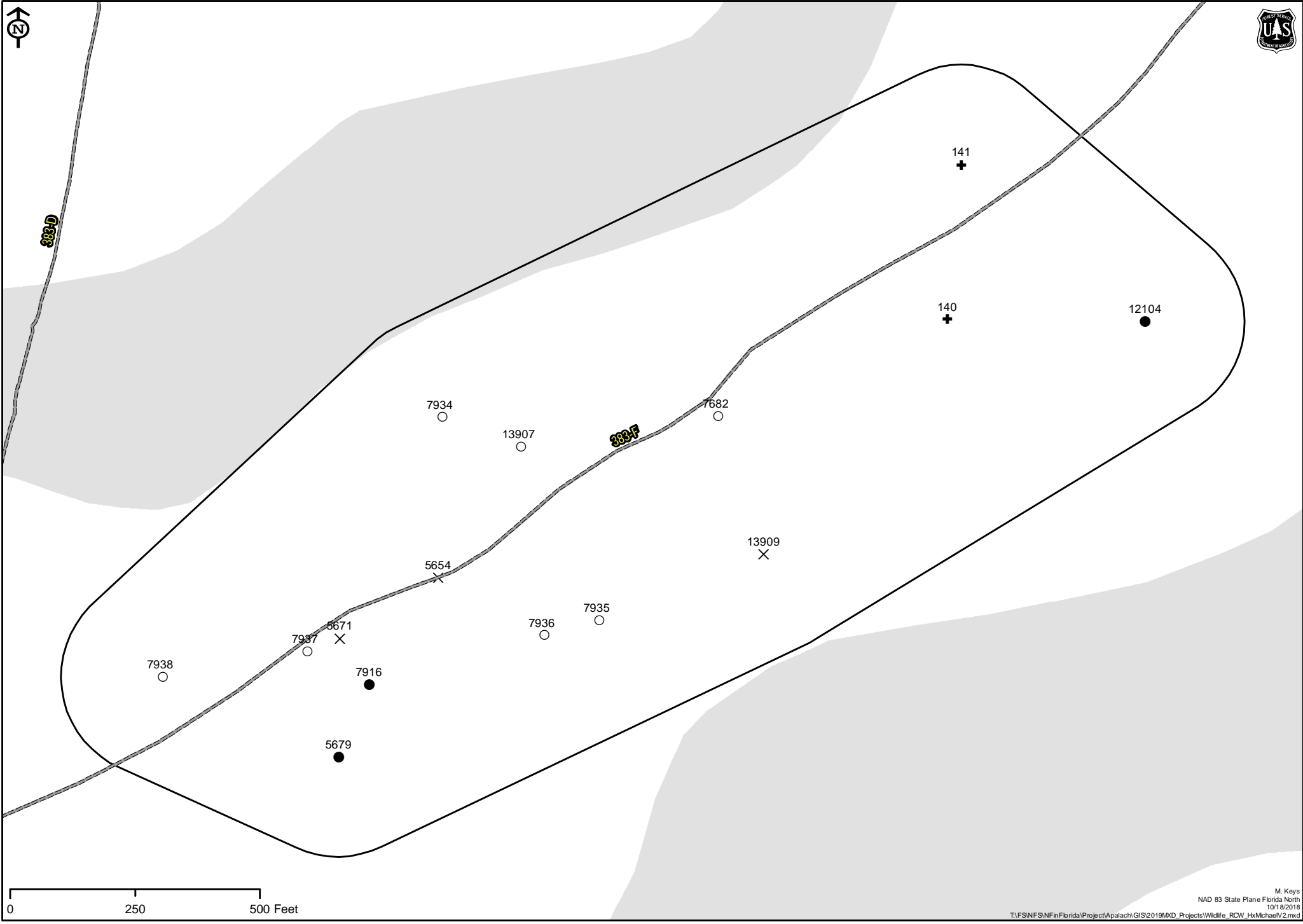
Apalachicola National Forest RCW Assessment

Cluster 229.07

Total Cavity Tree Count

15

- | | | | |
|---------------|--------------|---------------|--------------------------|
| ● Active | ◇ Unsuitable | ▭ Active | ■ Unsuitable RCW habitat |
| ○ Inactive | ○ NA | ▭ Inactive | ■ Non Pine |
| ■ Recruitment | ✚ Unknown | ▭ Recruitment | ■ Young Pine |
| | ✕ Non Extant | | ■ Private Land |

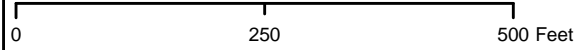
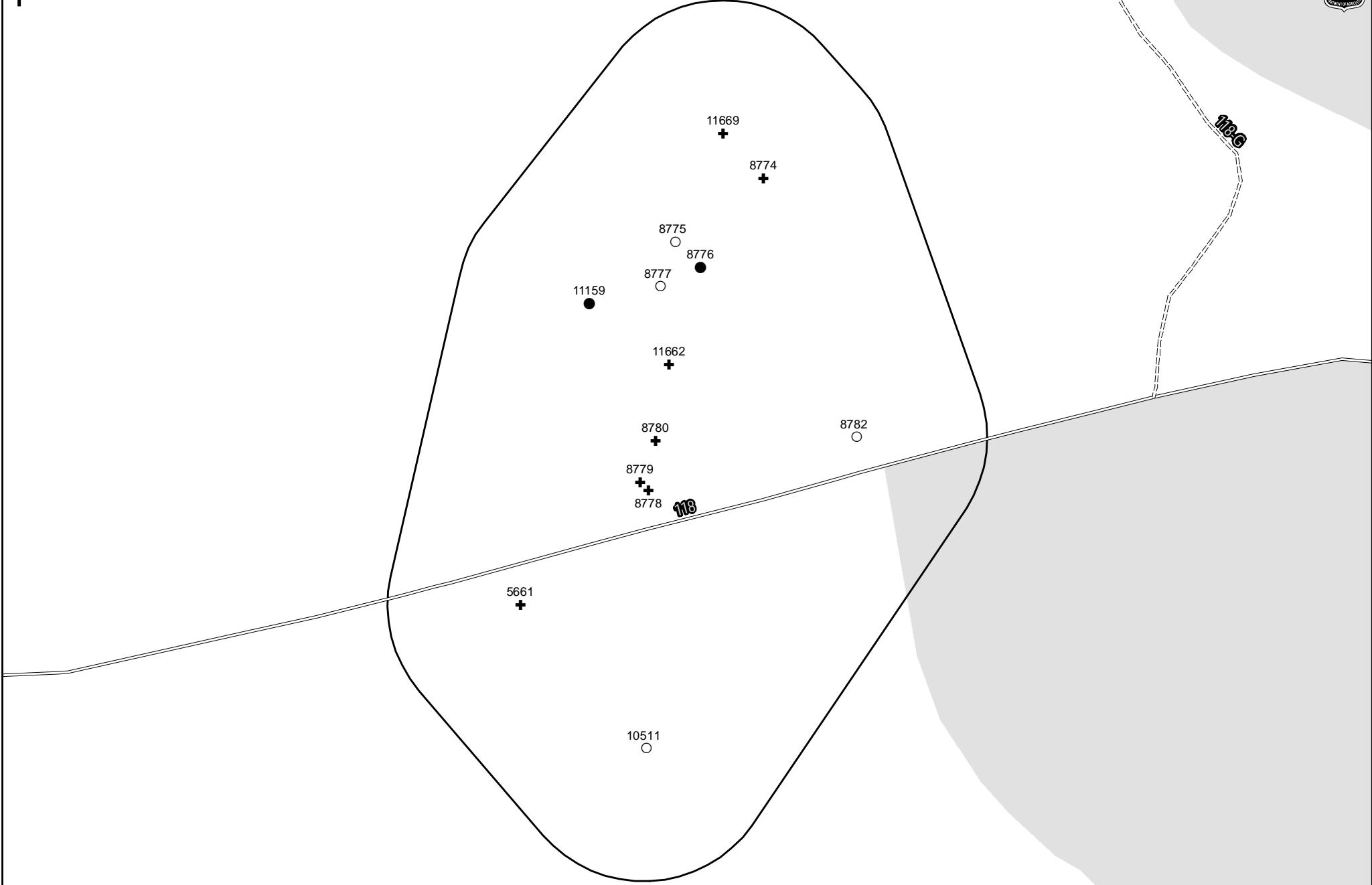


Apalachicola National Forest RCW Assessment

Cluster 23.02

Total Cavity Tree Count 13

- | | | | |
|---------------|--------------|---------------|--------------------------|
| ● Active | ◇ Unsuitable | ▭ Active | ■ Unsuitable RCW habitat |
| ○ Inactive | ○ NA | ▭ Inactive | ■ Non Pine |
| ■ Recruitment | ✚ Unknown | ▭ Recruitment | ■ Young Pine |
| | ✕ Non Extant | | ■ Private Land |




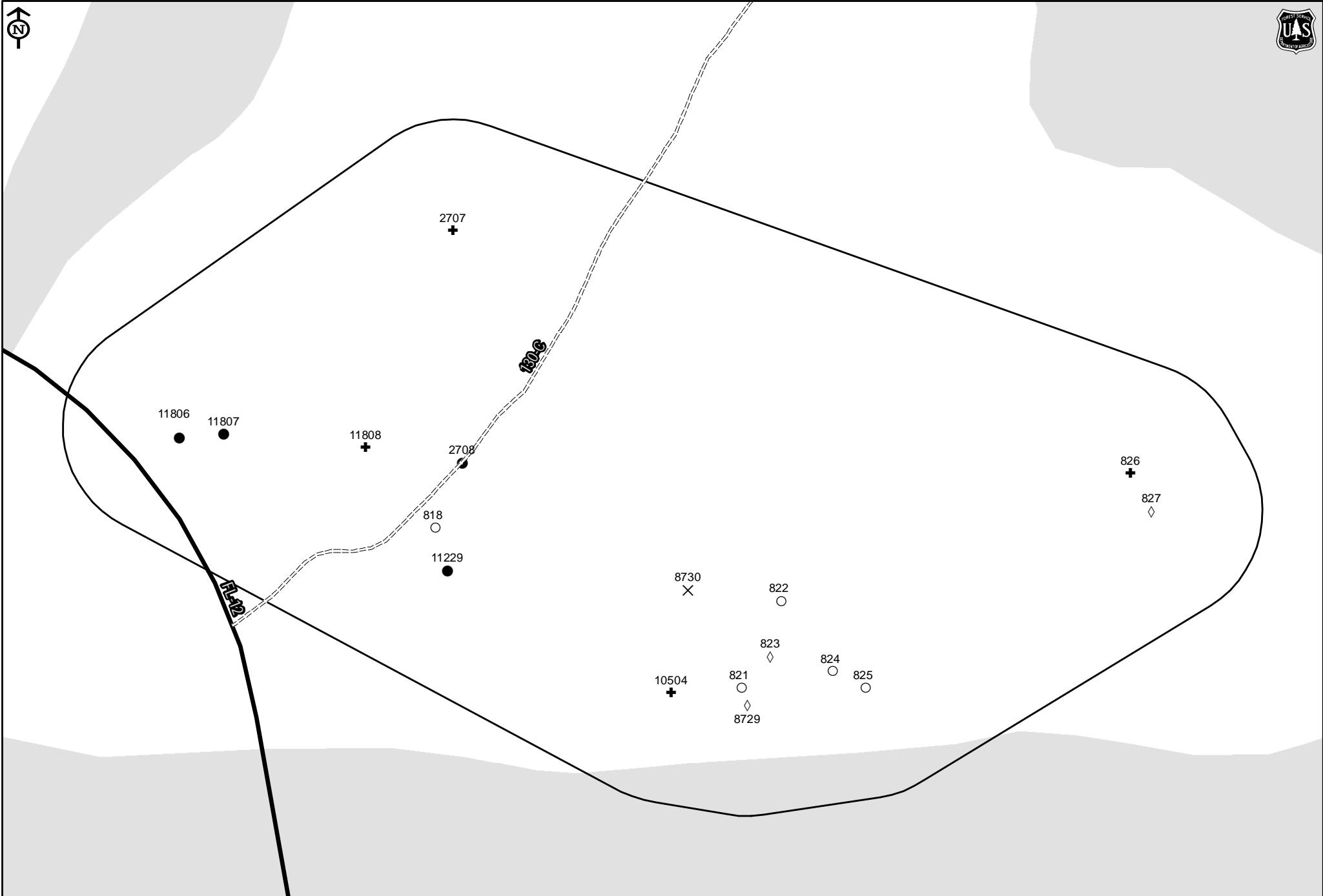
Apalachicola National Forest RCW Assessment

Cluster 23.06

Total Cavity Tree Count

17

- | | | | |
|---------------|--------------|---------------|--------------------------|
| ● Active | ◇ Unsuitable | ▭ Active | ■ Unsuitable RCW habitat |
| ○ Inactive | ○ NA | ▭ Inactive | ■ Non Pine |
| ■ Recruitment | ✚ Unknown | ▭ Recruitment | ■ Young Pine |
| | ✕ Non Extant | | ■ Private Land |



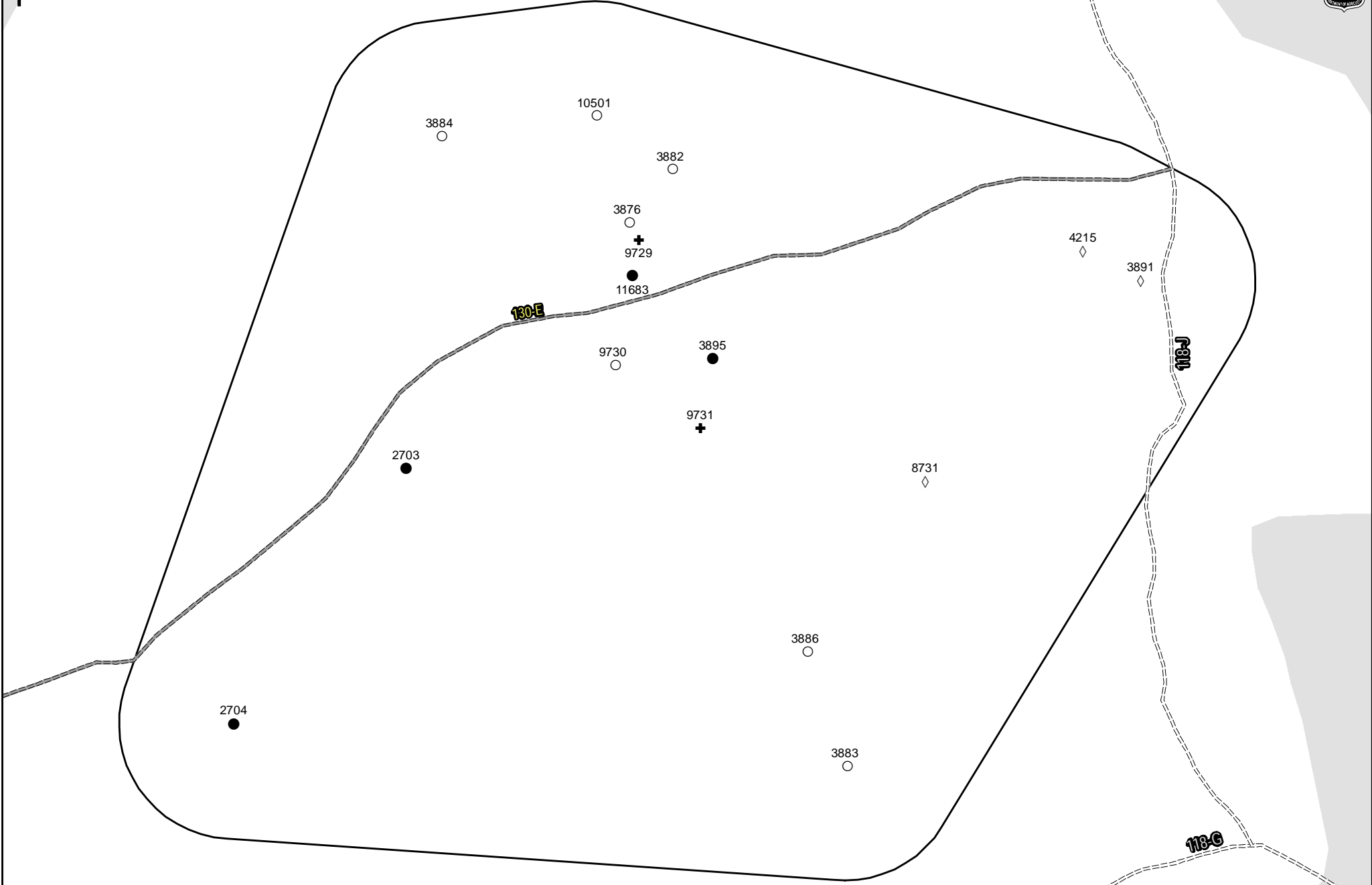
Apalachicola National Forest RCW Assessment

Cluster 23.07

Total Cavity Tree Count

16

- | | | | |
|---------------|--------------|---------------|----------------|
| ● Active | ◇ Unsuitable | ▭ Active | ■ Private Land |
| ○ Inactive | ○ NA | ▭ Inactive | ▨ Young Pine |
| ■ Recruitment | ✦ Unknown | ▭ Recruitment | |
| | ✕ Non Extant | | |



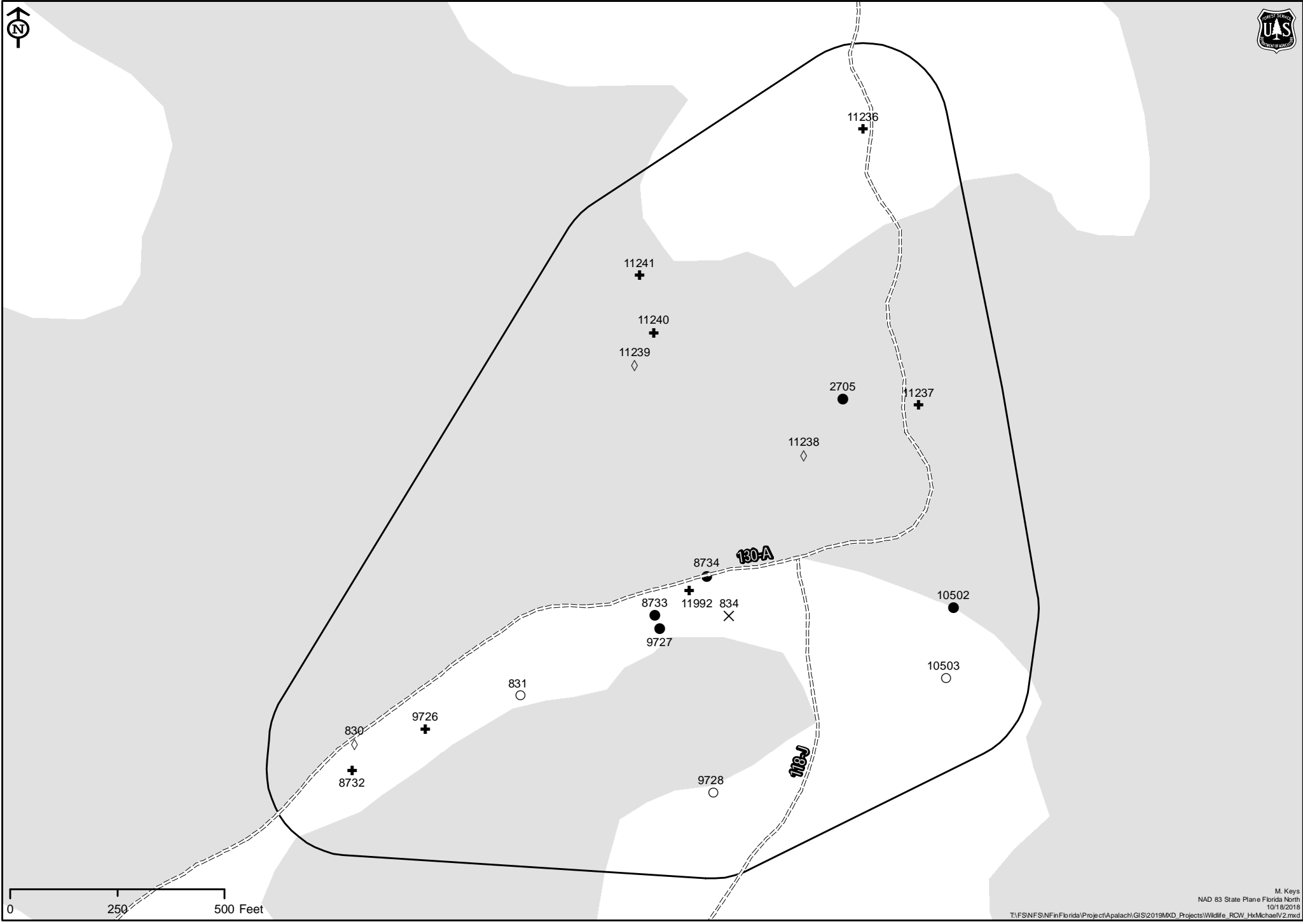
0 250 500 Feet

Apalachicola National Forest RCW Assessment

Cluster 23.08

Total Cavity Tree Count **19**

- | | | | |
|---------------|--------------|---------------|--------------------------|
| ● Active | ◇ Unsuitable | ▭ Active | ■ Unsuitable RCW habitat |
| ○ Inactive | ○ NA | ▭ Inactive | ■ Non Pine |
| ■ Recruitment | ✚ Unknown | ▭ Recruitment | ■ Young Pine |
| | ✕ Non Extant | | ■ Private Land |




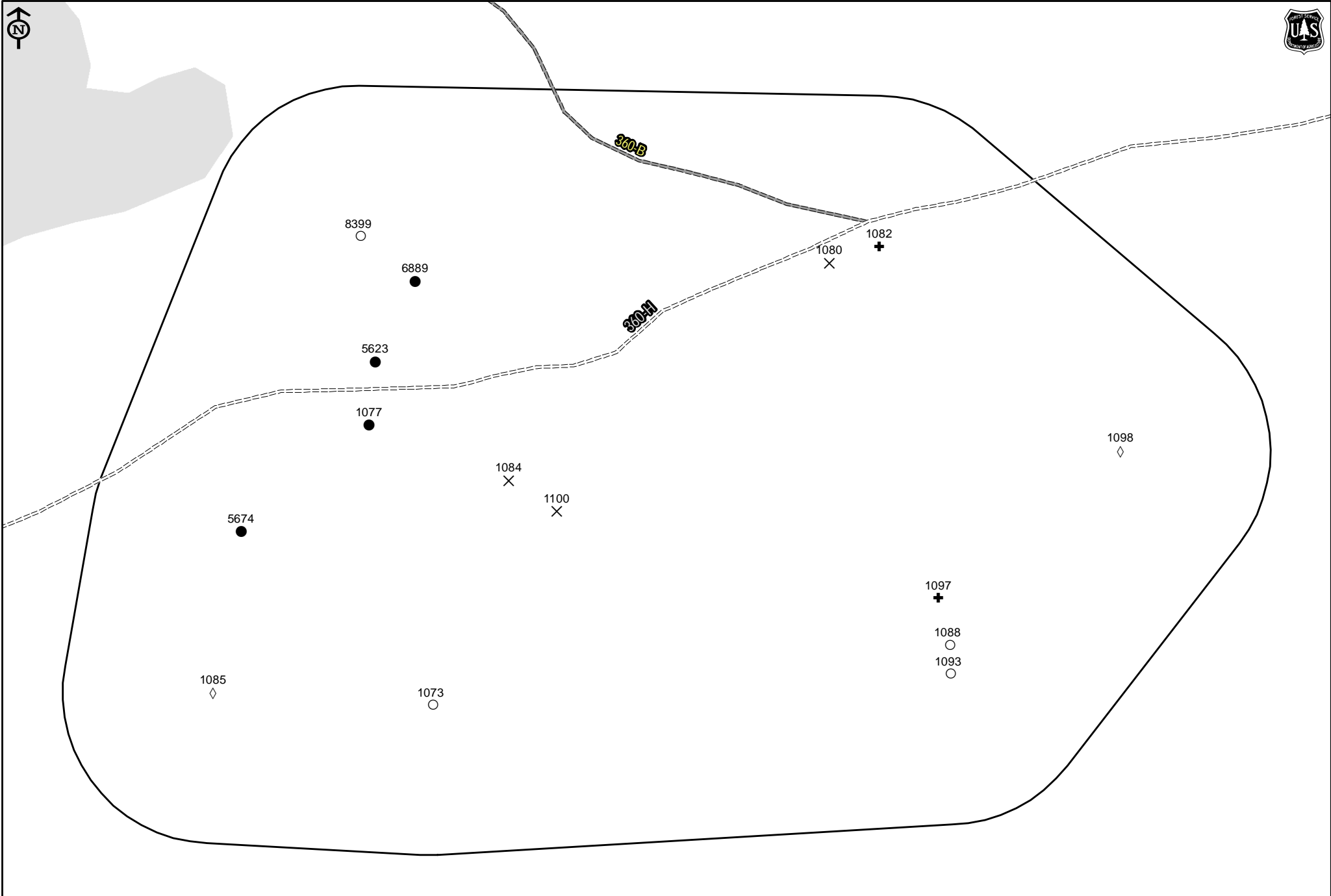
0 250 500 Feet

Apalachicola National Forest RCW Assessment

Cluster 230.01

Total Cavity Tree Count **15**

- | | | | |
|-------------------|--------------|----------------------|------------------------|
| RCW Tree (Status) | ◇ Unsuitable | RCW Cluster (Status) | Unsuitable RCW habitat |
| ● Active | ○ NA | ▭ Active | ■ Non Pine |
| ○ Inactive | ⊕ Unknown | - - - Inactive | ⋯ Young Pine |
| ■ Recruitment | × Non Extant | Recruitment | ■ Private Land |



Apalachicola National Forest RCW Assessment

Cluster 230.02

Total Cavity Tree Count **14**

- | | | | |
|---------------|--------------|---------------|--------------------------|
| ● Active | ◇ Unsuitable | ▭ Active | ■ Unsuitable RCW habitat |
| ○ Inactive | ○ NA | ▭ Inactive | ■ Non Pine |
| ■ Recruitment | ✚ Unknown | ▭ Recruitment | ■ Young Pine |
| | ✕ Non Extant | | ■ Private Land |



0 250 500 Feet

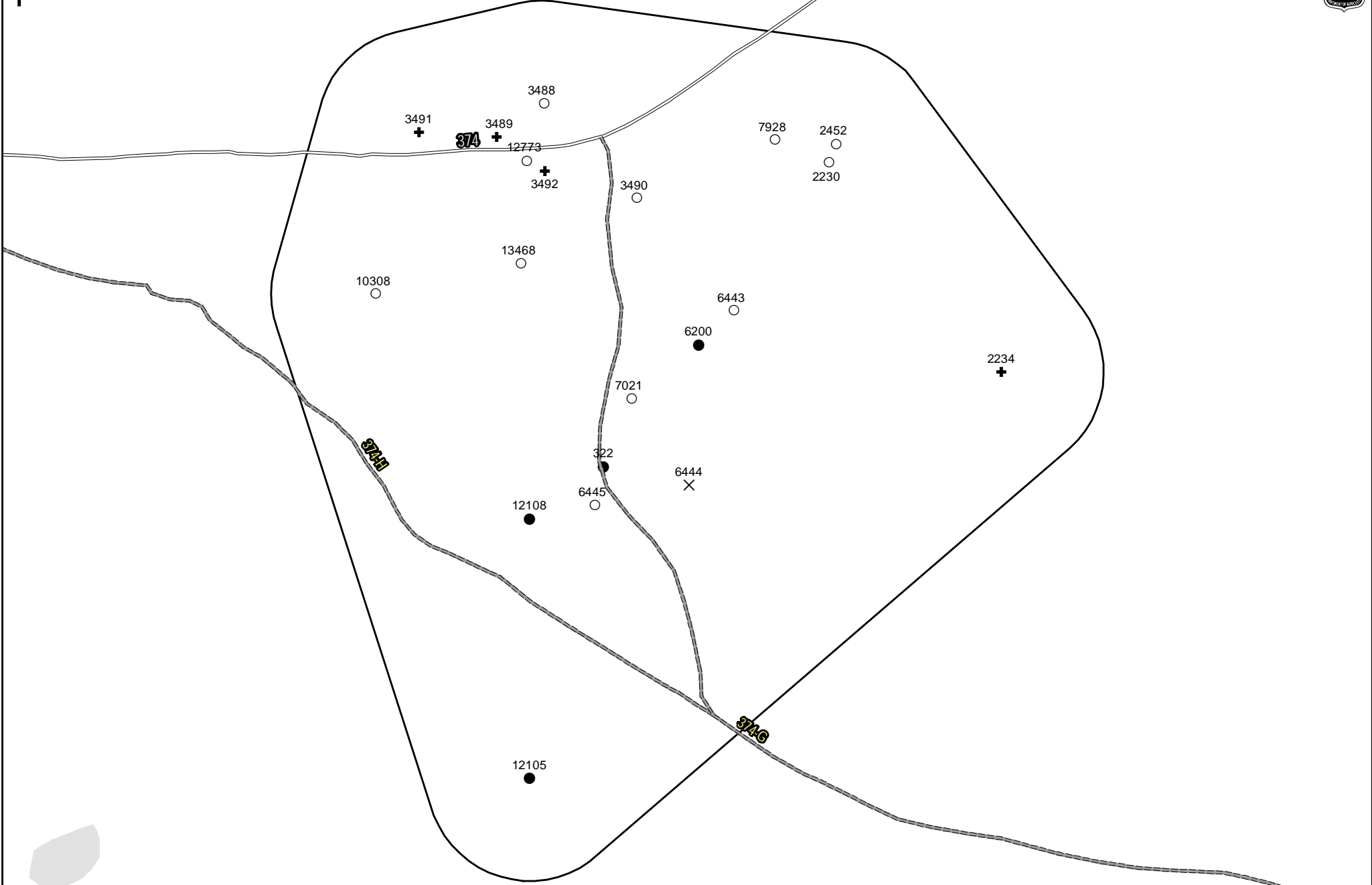
Apalachicola National Forest RCW Assessment

Cluster 230.03

Total Cavity Tree Count

20

- | | | | |
|---------------|--------------|---------------|----------------|
| ● Active | ◇ Unsuitable | ▭ Active | ■ Private Land |
| ○ Inactive | ○ NA | ▭ Inactive | ▨ Non Pine |
| ■ Recruitment | ✚ Unknown | ▭ Recruitment | ▨ Young Pine |
| | ✕ Non Extant | | |




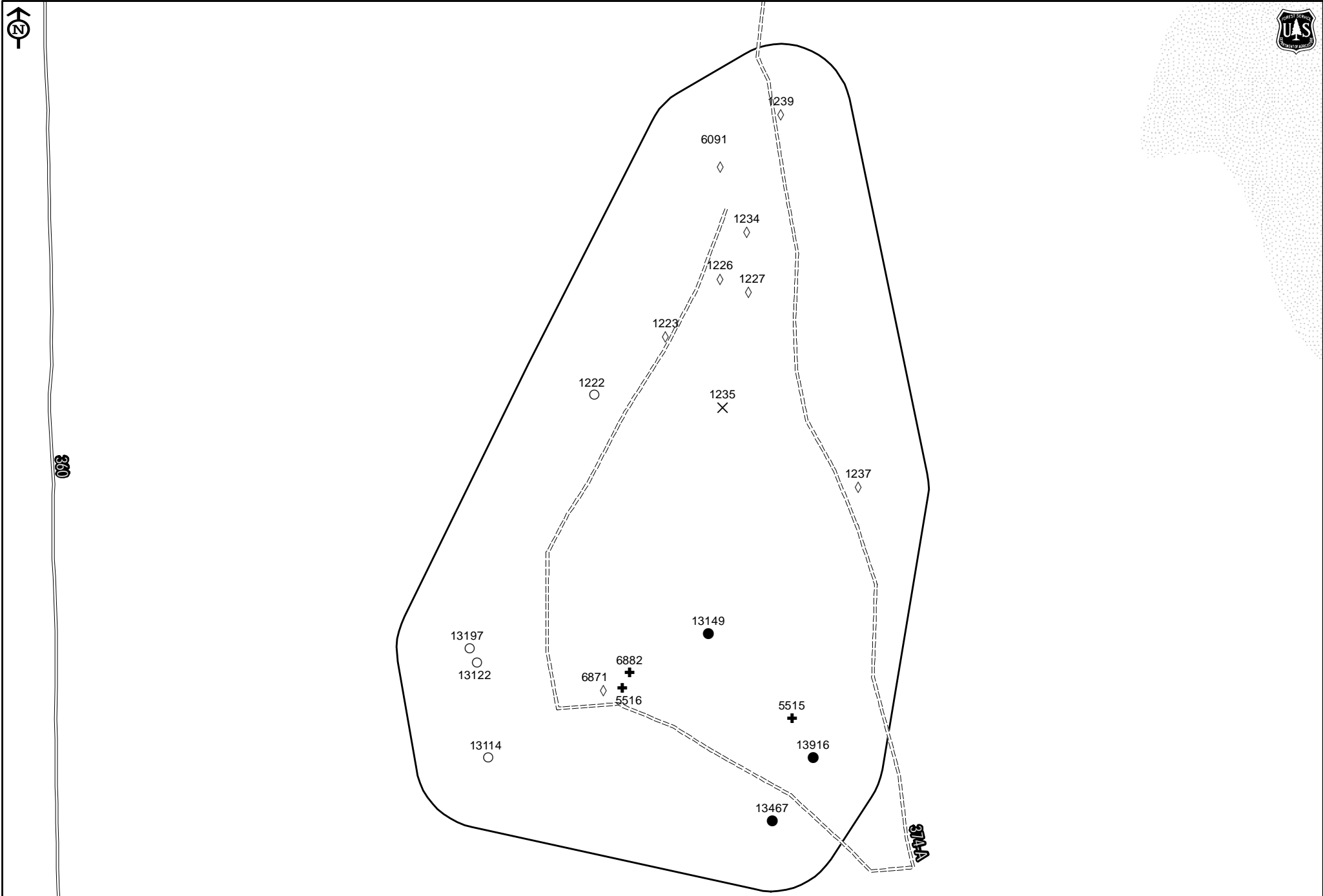
0 250 500 Feet

Apalachicola National Forest RCW Assessment

Cluster 230.04

Total Cavity Tree Count 19

- | | | | |
|---------------|--------------|---------------|--------------------------|
| ● Active | ◇ Unsuitable | ◻ Active | ▒ Unsuitable RCW habitat |
| ○ Inactive | ○ NA | ▒ Inactive | ▒ Non Pine |
| ■ Recruitment | ✚ Unknown | ▒ Recruitment | ▒ Young Pine |
| | ✕ Non Extant | | ▒ Private Land |

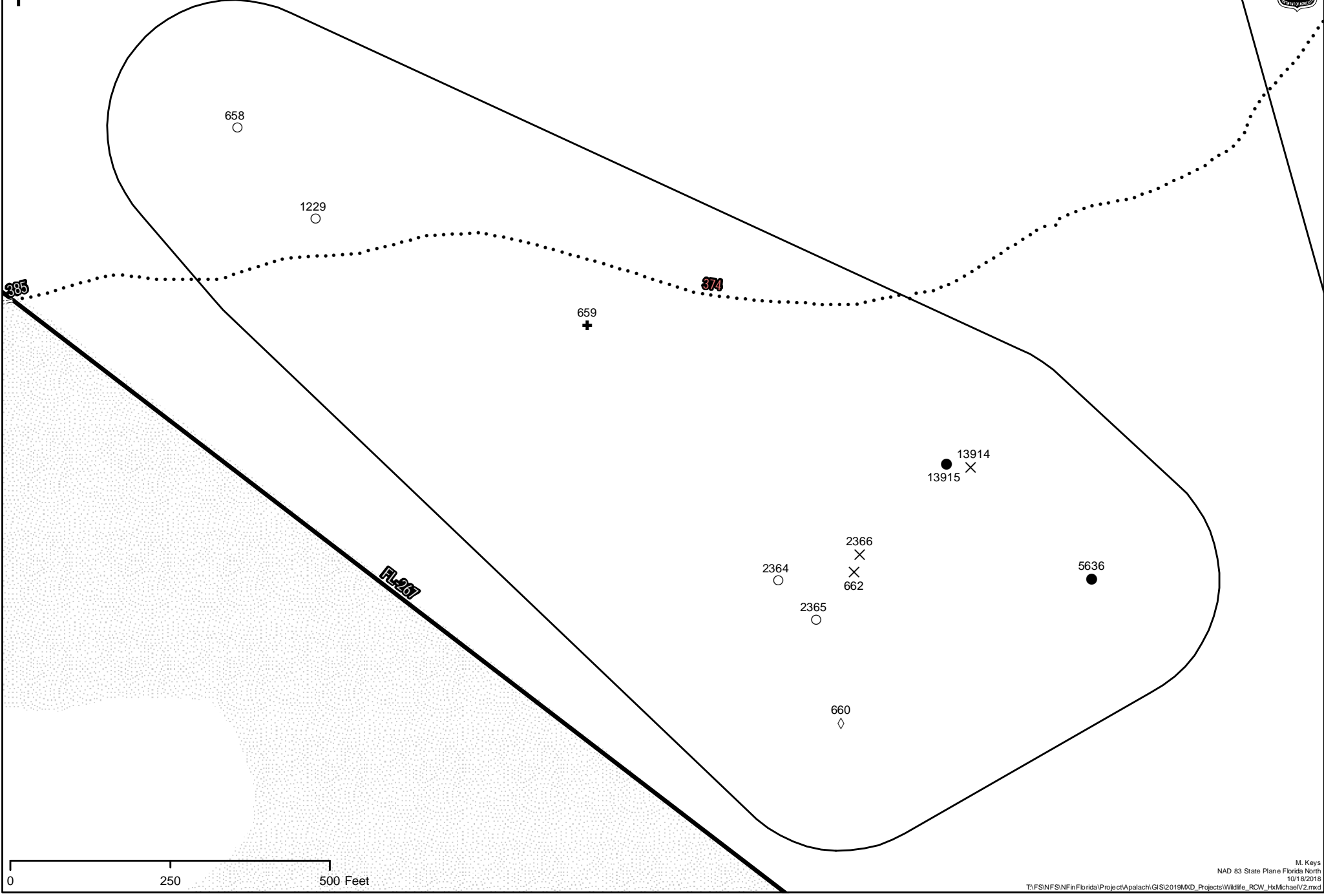


Apalachicola National Forest RCW Assessment

Cluster 230.07

Total Cavity Tree Count 11

- | | | | |
|---------------|--------------|---------------|----------------|
| ● Active | ◇ Unsuitable | ▭ Active | ■ Private Land |
| ○ Inactive | ○ NA | ▭ Inactive | ▨ Young Pine |
| ■ Recruitment | ✚ Unknown | ▭ Recruitment | |
| | ✕ Non Extant | | |



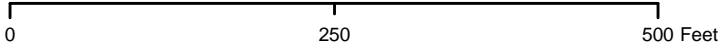
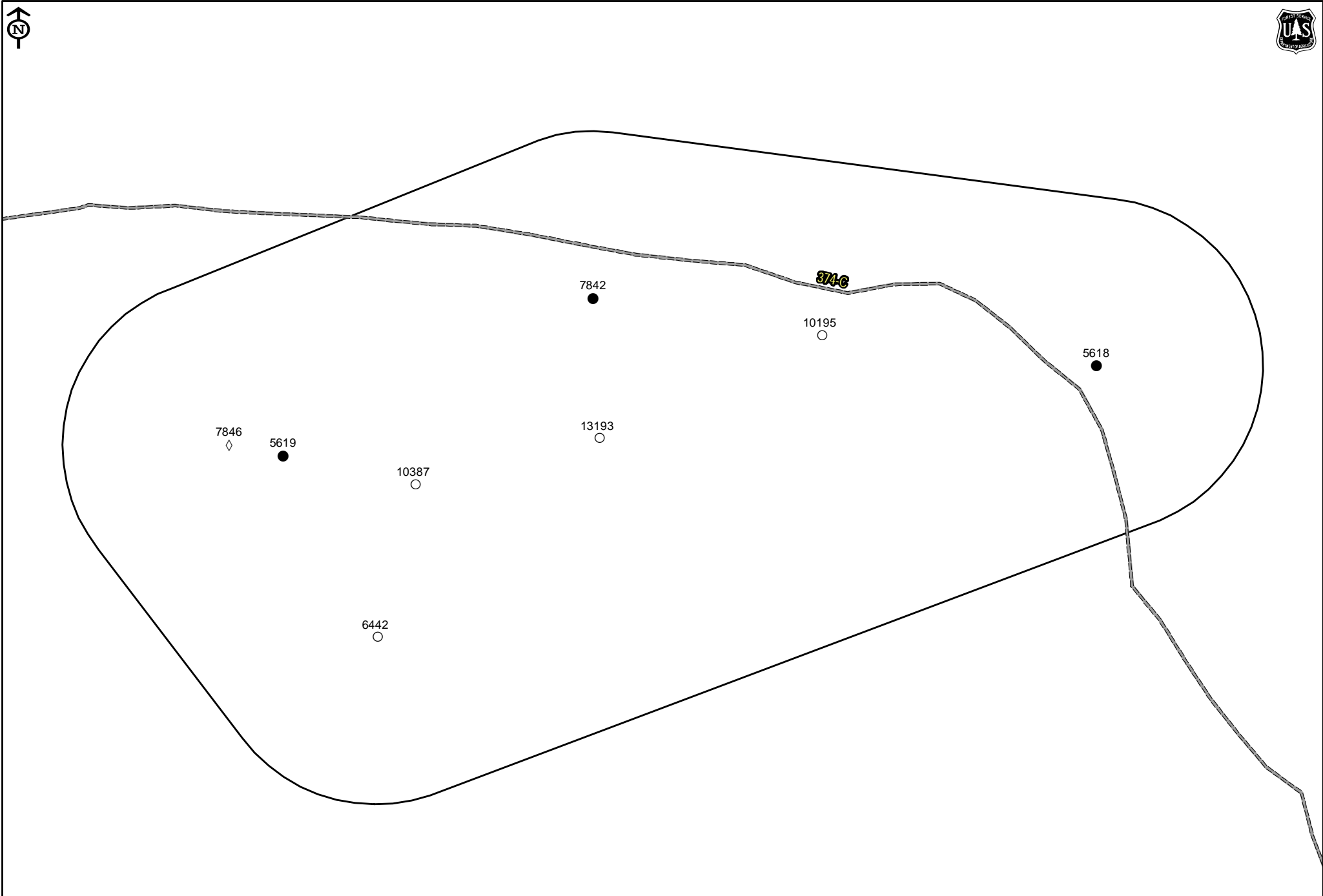
Apalachicola National Forest RCW Assessment

Cluster 230.08

Total Cavity Tree Count

8

- | | | | |
|---------------|--------------|---------------|----------------|
| ● Active | ◇ Unsuitable | ◻ Active | ◻ Non Pine |
| ○ Inactive | ○ NA | ◻ Inactive | ◻ Young Pine |
| ■ Recruitment | ✚ Unknown | ◻ Recruitment | ◻ Private Land |
| | ✕ Non Extant | | |

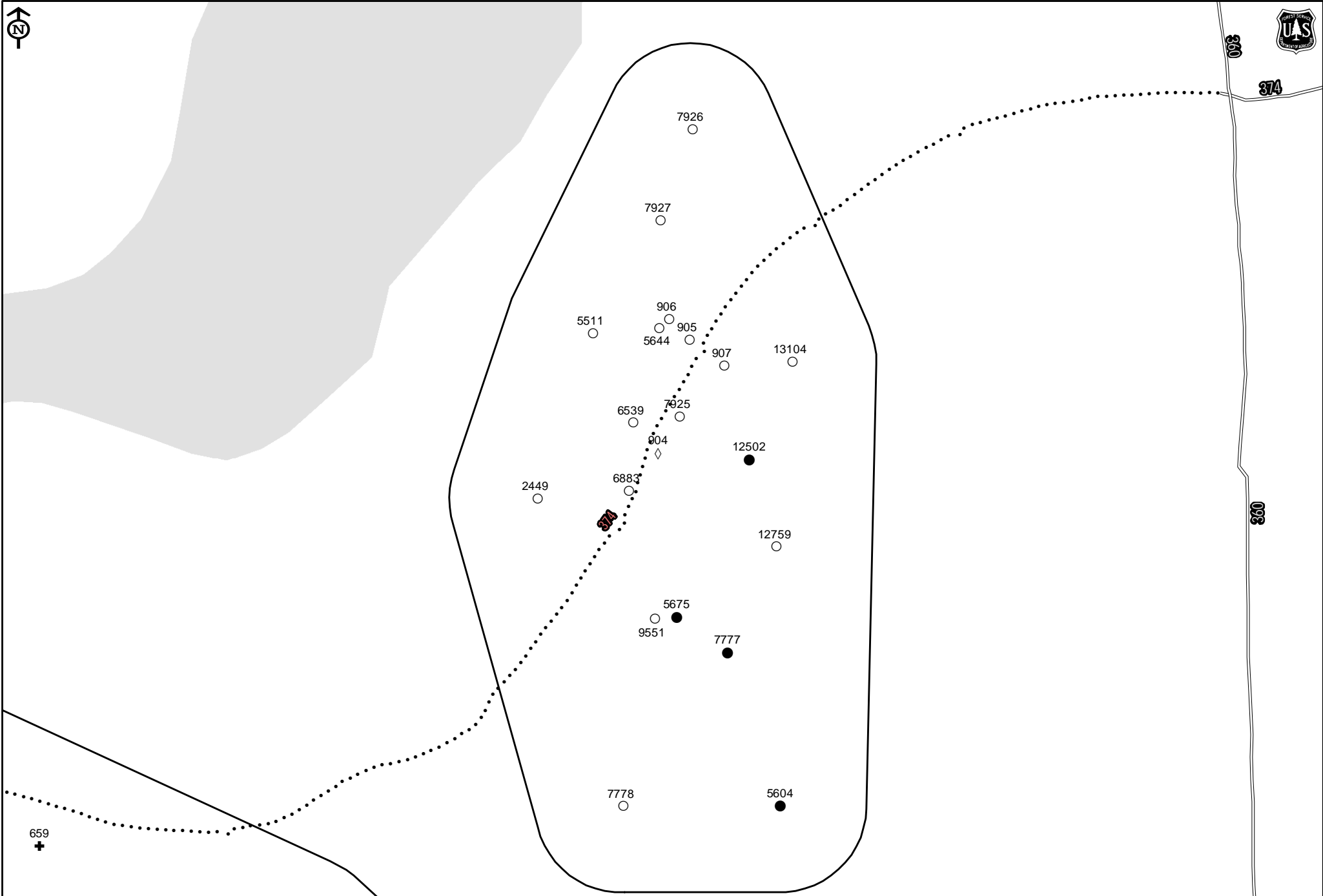


Apalachicola National Forest RCW Assessment

Cluster 230.09

Total Cavity Tree Count 20

- | | | | |
|---------------|--------------|---------------|--------------------------|
| ● Active | ◇ Unsuitable | ▭ Active | ■ Unsuitable RCW habitat |
| ○ Inactive | ○ NA | ▭ Inactive | ■ Non Pine |
| ■ Recruitment | ✕ Non Extant | ▭ Recruitment | ■ Young Pine |
| | | | ■ Private Land |



0 250 500 Feet

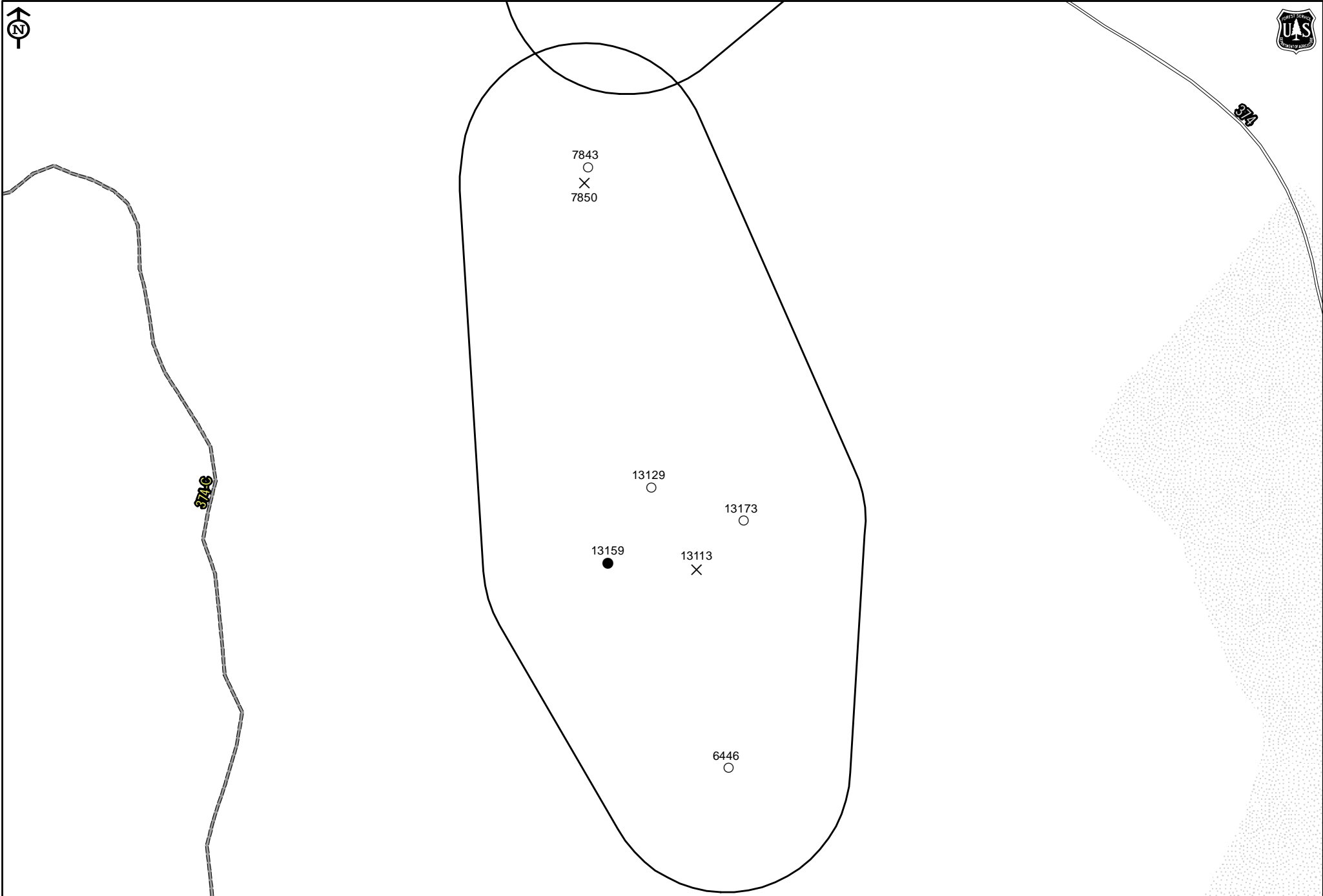
Apalachicola National Forest RCW Assessment

Cluster 230.1

Total Cavity Tree Count

7

- | | | | |
|-------------------|--------------|----------------------|------------------------|
| RCW Tree (Status) | ◇ Unsuitable | RCW Cluster (Status) | Unsuitable RCW habitat |
| ● Active | ○ NA | ▭ Active | ■ Non Pine |
| ○ Inactive | ✚ Unknown | ▭ Inactive | ▨ Young Pine |
| ■ Recruitment | ✕ Non Extant | ▭ Recruitment | ■ Private Land |



0 250 500 Feet

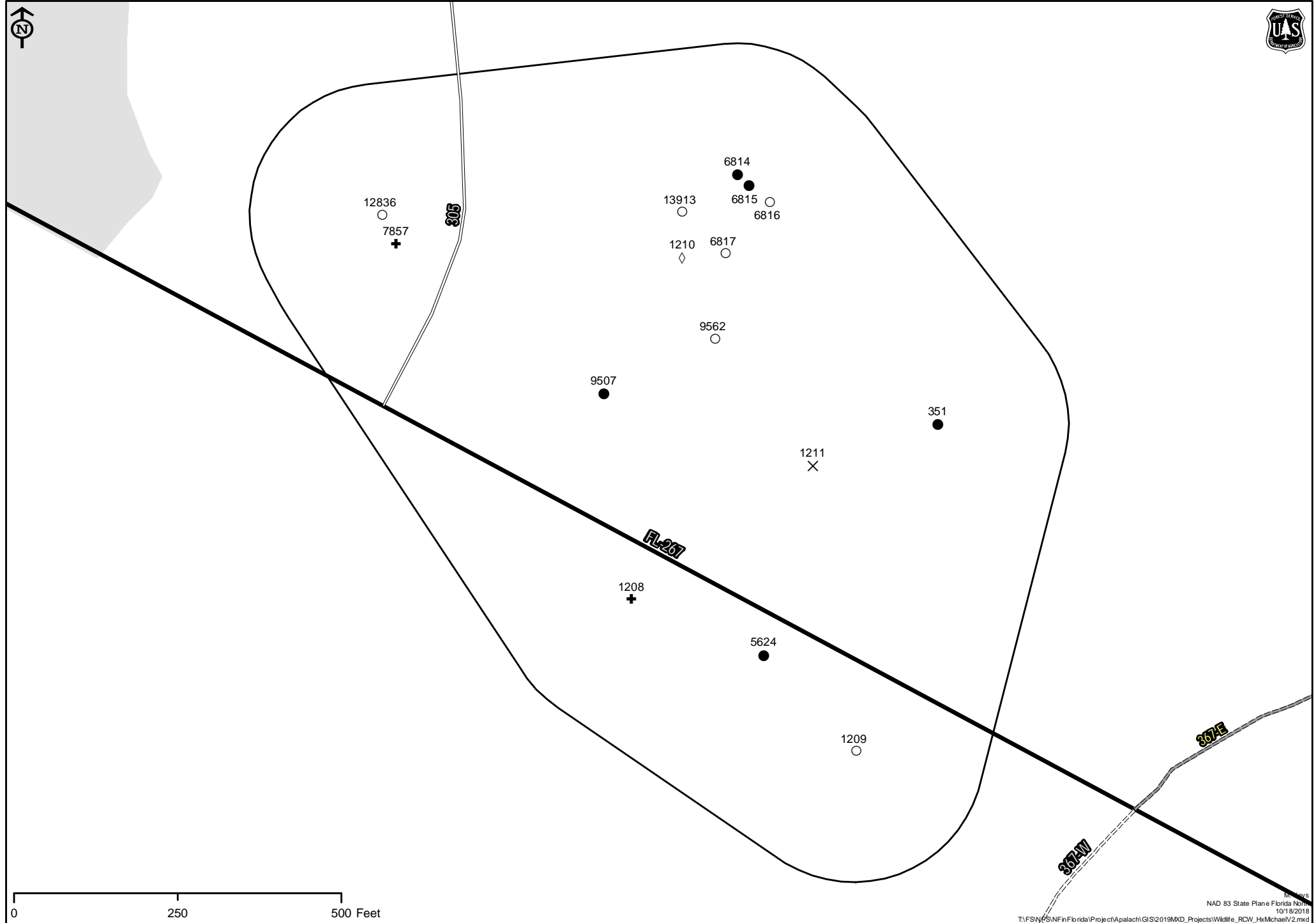
Apalachicola National Forest RCW Assessment

Cluster 231.01

Total Cavity Tree Count

15

- | | | | |
|---------------|--------------|---------------|--------------------------|
| ● Active | ◇ Unsuitable | ▭ Active | ■ Unsuitable RCW habitat |
| ○ Inactive | ○ NA | ▭ Inactive | ■ Non Pine |
| ■ Recruitment | ✚ Unknown | ▭ Recruitment | ■ Young Pine |
| | ✕ Non Extant | | ■ Private Land |

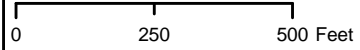
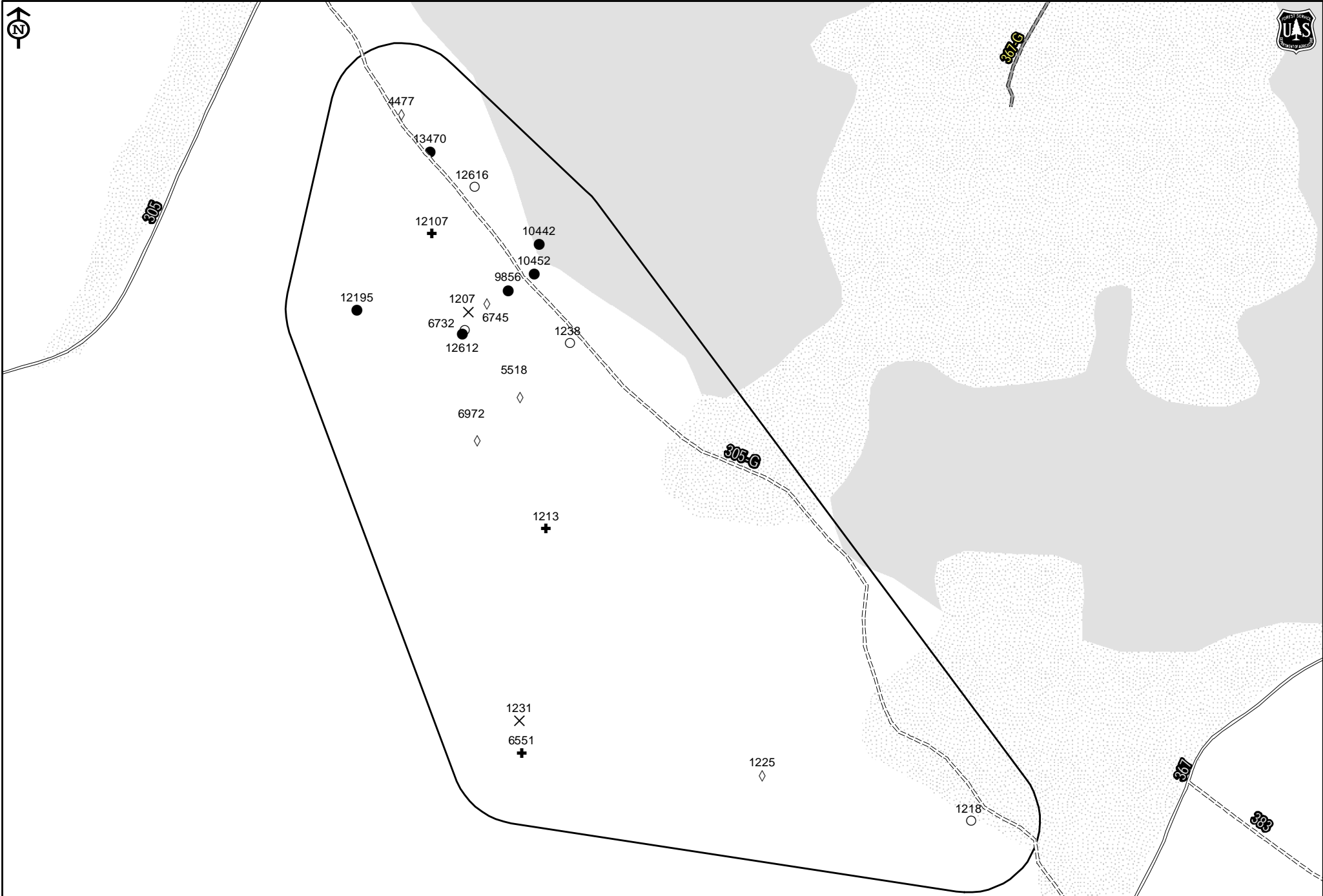


Apalachicola National Forest RCW Assessment

Cluster 231.02

Total Cavity Tree Count **20**

- | | | | |
|---------------|--------------|---------------|----------------|
| ● Active | ◇ Unsuitable | ◻ Active | ◻ Non Pine |
| ○ Inactive | ○ NA | ◻ Inactive | ◻ Young Pine |
| ■ Recruitment | ✚ Unknown | ◻ Recruitment | ◻ Private Land |
| | ✕ Non Extant | | |



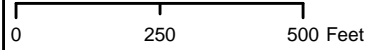
Apalachicola National Forest RCW Assessment

Cluster 231.04

Total Cavity Tree Count

20

- | | | | |
|---------------|--------------|---------------|--------------------------|
| ● Active | ◇ Unsuitable | ▭ Active | ■ Unsuitable RCW habitat |
| ○ Inactive | ○ NA | ▭ Inactive | ▨ Non Pine |
| ■ Recruitment | ✚ Unknown | ▭ Recruitment | ▨ Young Pine |
| | ✕ Non Extant | | ■ Private Land |



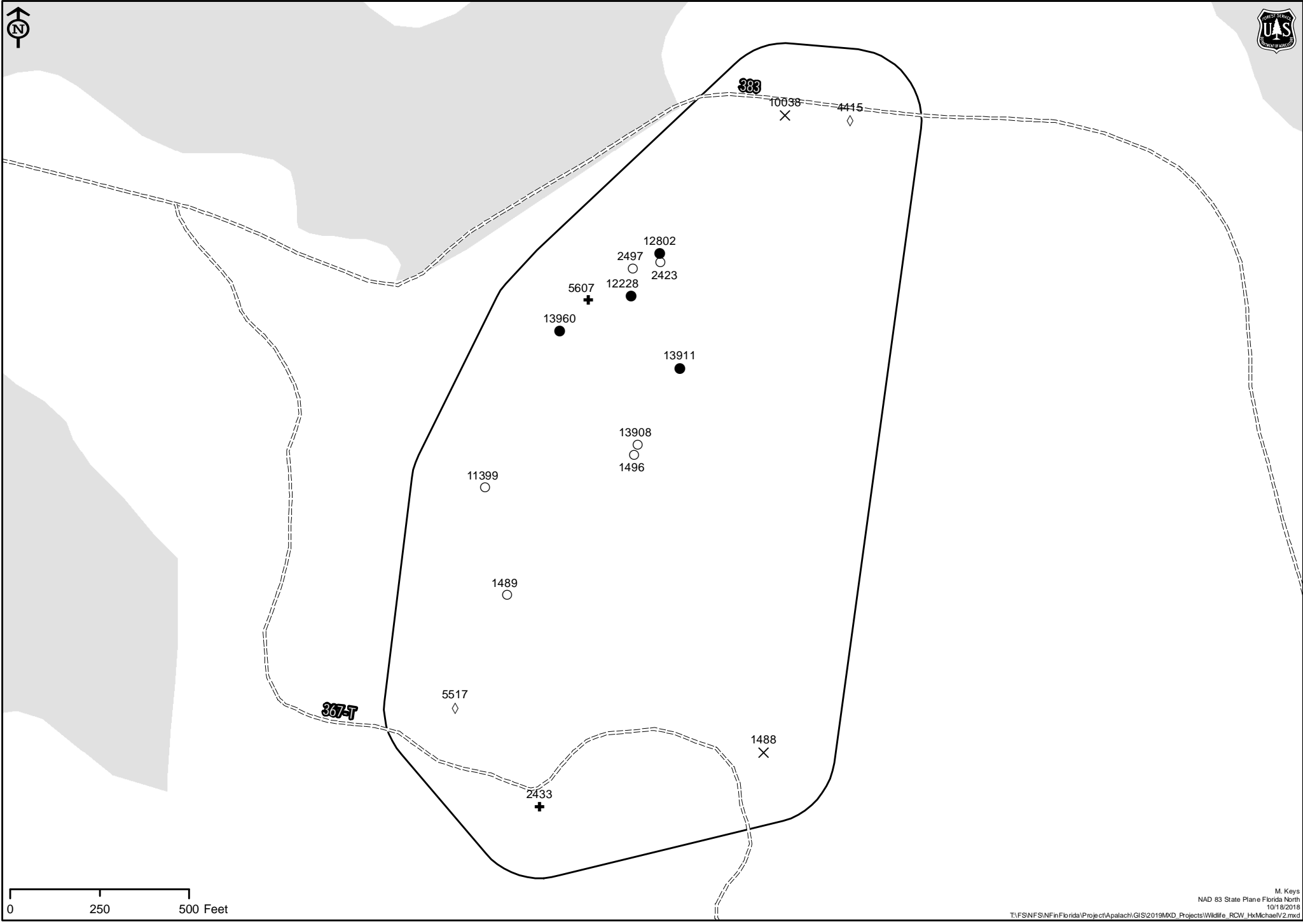
Apalachicola National Forest RCW Assessment

Cluster 231.05

Total Cavity Tree Count

16

- | | | | |
|---------------|--------------|---------------|--------------------------|
| ● Active | ◇ Unsuitable | ▭ Active | ■ Unsuitable RCW habitat |
| ○ Inactive | ○ NA | ▭ Inactive | ■ Non Pine |
| ■ Recruitment | ✚ Unknown | ▭ Recruitment | ■ Young Pine |
| | ✕ Non Extant | | ■ Private Land |



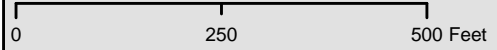
0 250 500 Feet

Apalachicola National Forest RCW Assessment

Cluster 232.01

Total Cavity Tree Count **22**

- | | | | |
|-------------------|--------------|----------------------|------------------------|
| RCW Tree (Status) | ◇ Unsuitable | RCW Cluster (Status) | Unsuitable RCW habitat |
| ● Active | ○ NA | ▭ Active | ■ Non Pine |
| ○ Inactive | ✚ Unknown | - - - Inactive | ▨ Young Pine |
| ■ Recruitment | ✕ Non Extant | Recruitment | ■ Private Land |



Apalachicola National Forest RCW Assessment

Cluster 232.02

Total Cavity Tree Count **18**

- | | | | |
|---------------|--------------|---------------|--------------------------|
| ● Active | ◇ Unsuitable | ▭ Active | ■ Unsuitable RCW habitat |
| ○ Inactive | ○ NA | ▭ Inactive | ■ Non Pine |
| ■ Recruitment | ✦ Unknown | ▭ Recruitment | ■ Young Pine |
| | ✕ Non Extant | | ■ Private Land |



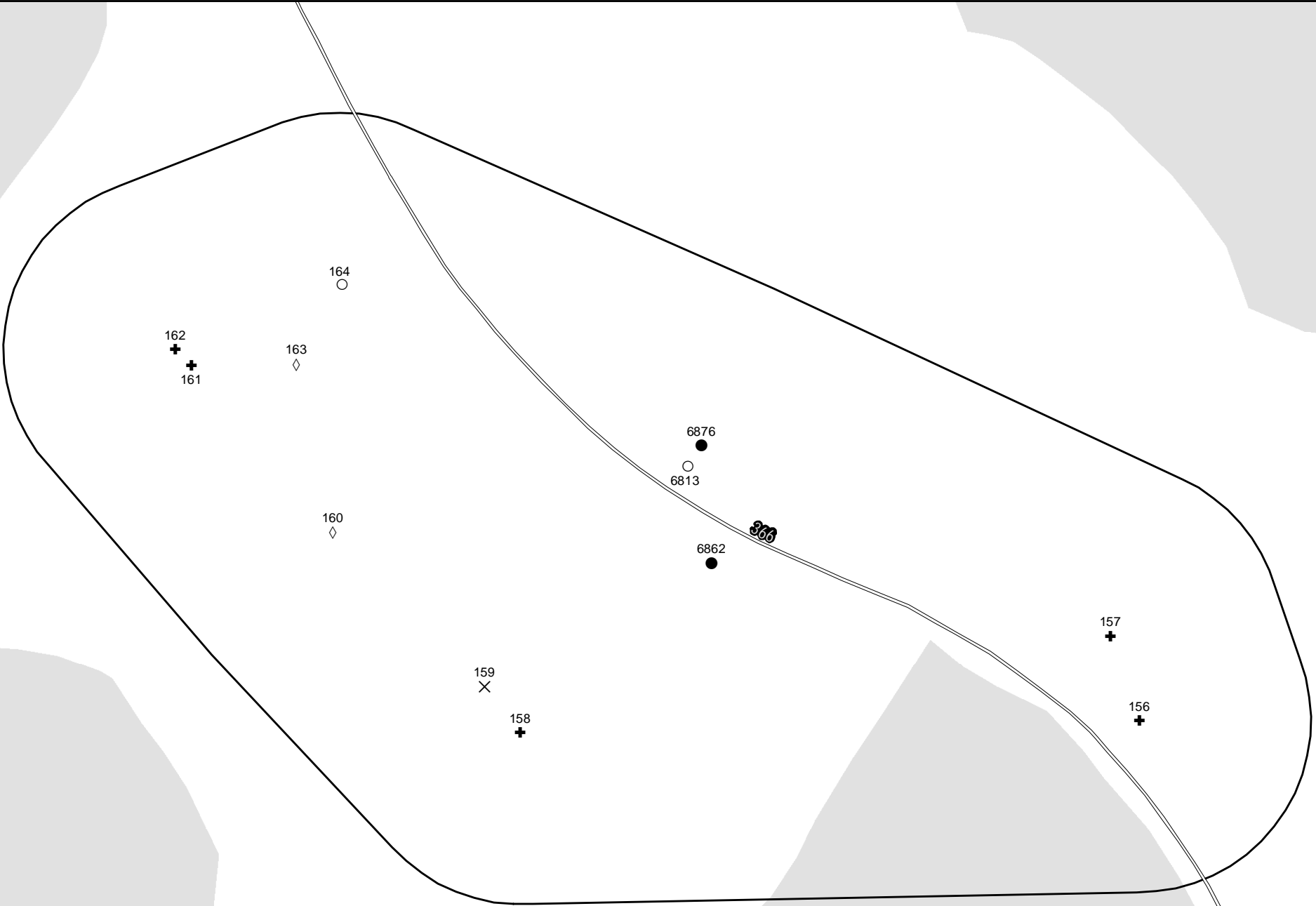
Apalachicola National Forest RCW Assessment

Cluster 232.04

Total Cavity Tree Count

12

- | | | | |
|-------------------|--------------|----------------------|------------------------|
| RCW Tree (Status) | ◇ Unsuitable | RCW Cluster (Status) | Unsuitable RCW habitat |
| ● Active | ○ NA | ▭ Active | ■ Non Pine |
| ○ Inactive | ✚ Unknown | ▭ Inactive | ▨ Young Pine |
| ■ Recruitment | ✕ Non Extant | ▭ Recruitment | ■ Private Land |



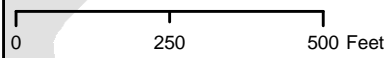
0 250 500 Feet

Apalachicola National Forest RCW Assessment

Cluster 232.06

Total Cavity Tree Count **16**

- | | | | |
|---------------|--------------|----------------|----------------|
| ● Active | ◇ Unsuitable | ▭ Active | ■ Private Land |
| ○ Inactive | ○ NA | - - - Inactive | ▨ Young Pine |
| ■ Recruitment | ✚ Unknown | ▭ Recruitment | |
| | ✕ Non Extant | | |



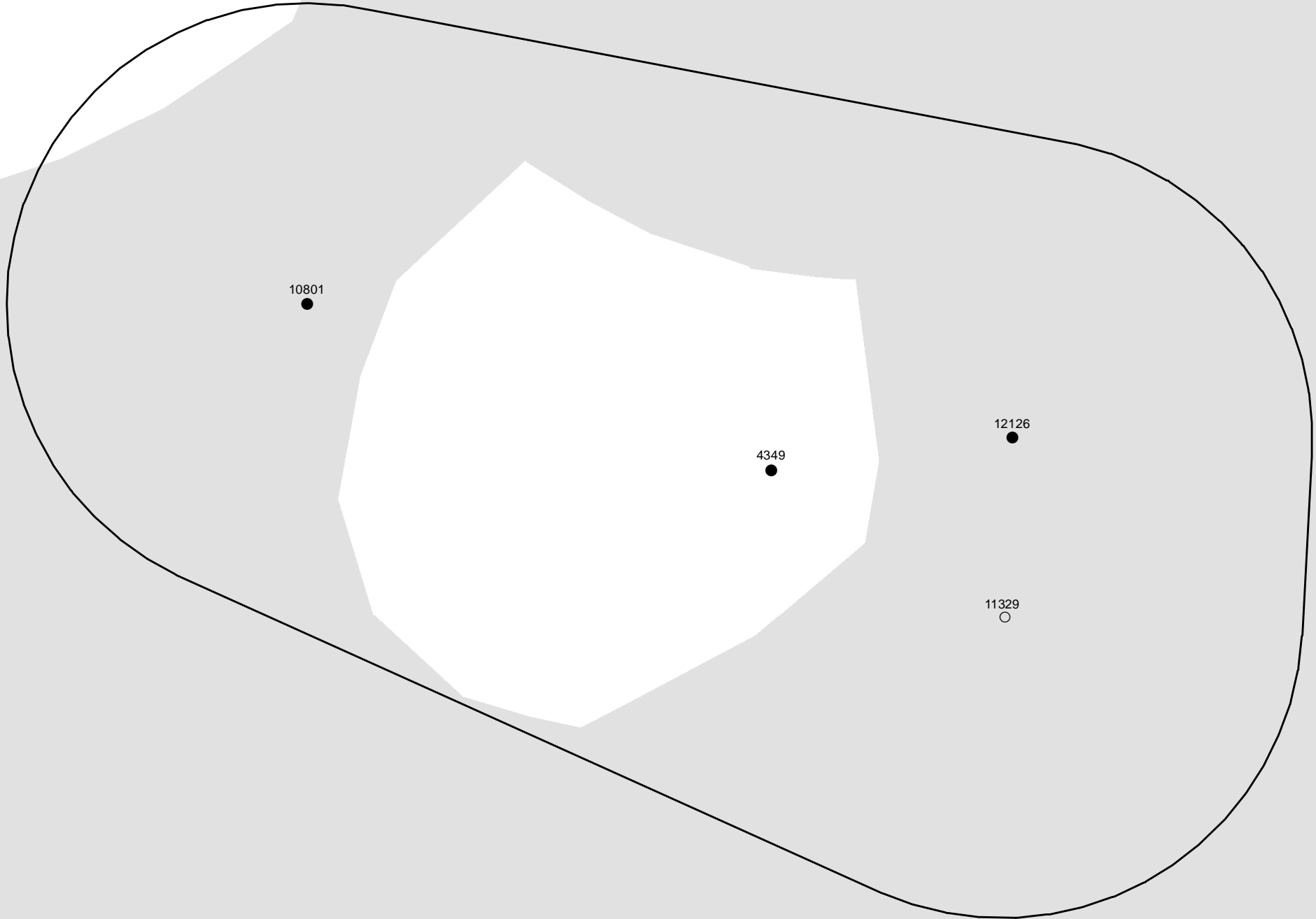
Apalachicola National Forest RCW Assessment

Cluster 232.1

Total Cavity Tree Count

4

- | | | | |
|-------------------|--------------|----------------------|------------------------|
| RCW Tree (Status) | ◇ Unsuitable | RCW Cluster (Status) | Unsuitable RCW habitat |
| ● Active | ○ NA | ▭ Active | ■ Non Pine |
| ○ Inactive | ✚ Unknown | ▭ Inactive | ▨ Young Pine |
| ■ Recruitment | ✕ Non Extant | ▭ Recruitment | ■ Private Land |



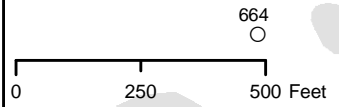
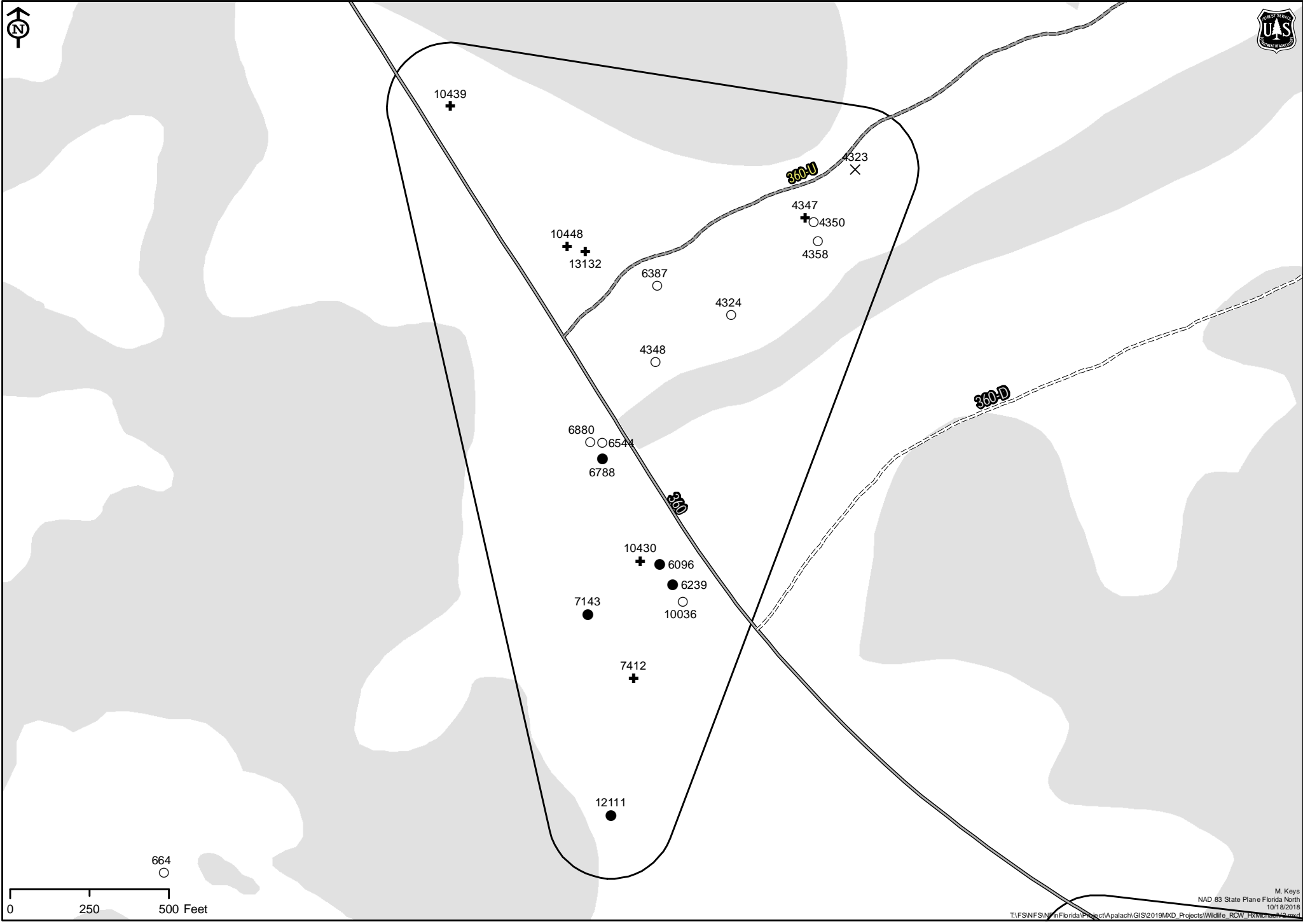
0 250 500 Feet

Apalachicola National Forest RCW Assessment

Cluster 232.11

Total Cavity Tree Count **20**

- | | | | |
|---------------|--------------|---------------|--------------------------|
| ● Active | ◇ Unsuitable | ▭ Active | ■ Unsuitable RCW habitat |
| ○ Inactive | ○ NA | ▭ Inactive | ■ Non Pine |
| ■ Recruitment | ✦ Unknown | ▭ Recruitment | ■ Young Pine |
| | ✦ Non Extant | | ■ Private Land |




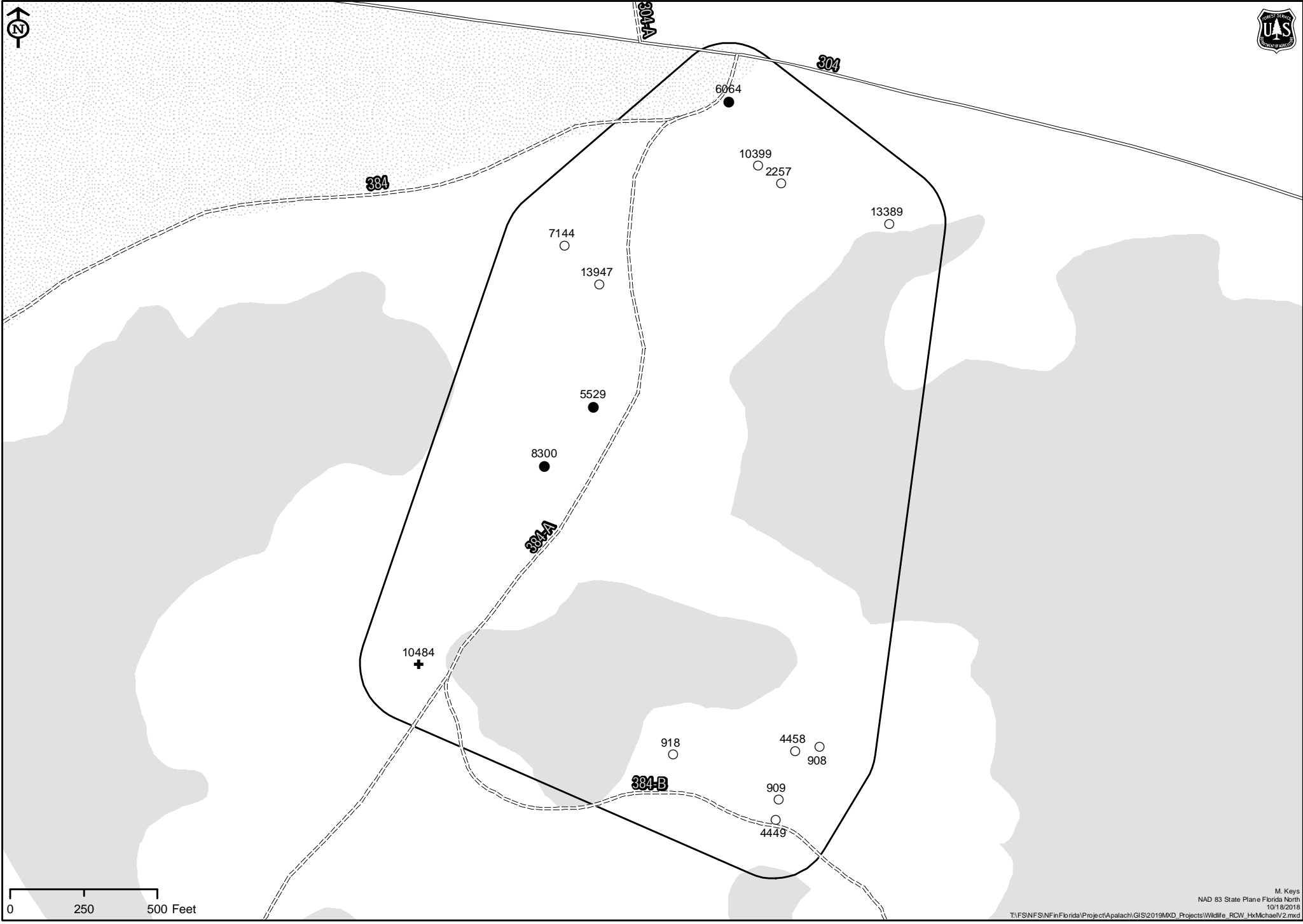
Apalachicola National Forest RCW Assessment

Cluster 233.03

Total Cavity Tree Count

14

- | | | | |
|---------------|--------------|---------------|--------------------------|
| ● Active | ◇ Unsuitable | ▭ Active | ▭ Unsuitable RCW habitat |
| ○ Inactive | ○ NA | ▭ Inactive | ▭ Non Pine |
| ■ Recruitment | ✚ Unknown | ▭ Recruitment | ▭ Young Pine |
| | ✕ Non Extant | | ▭ Private Land |



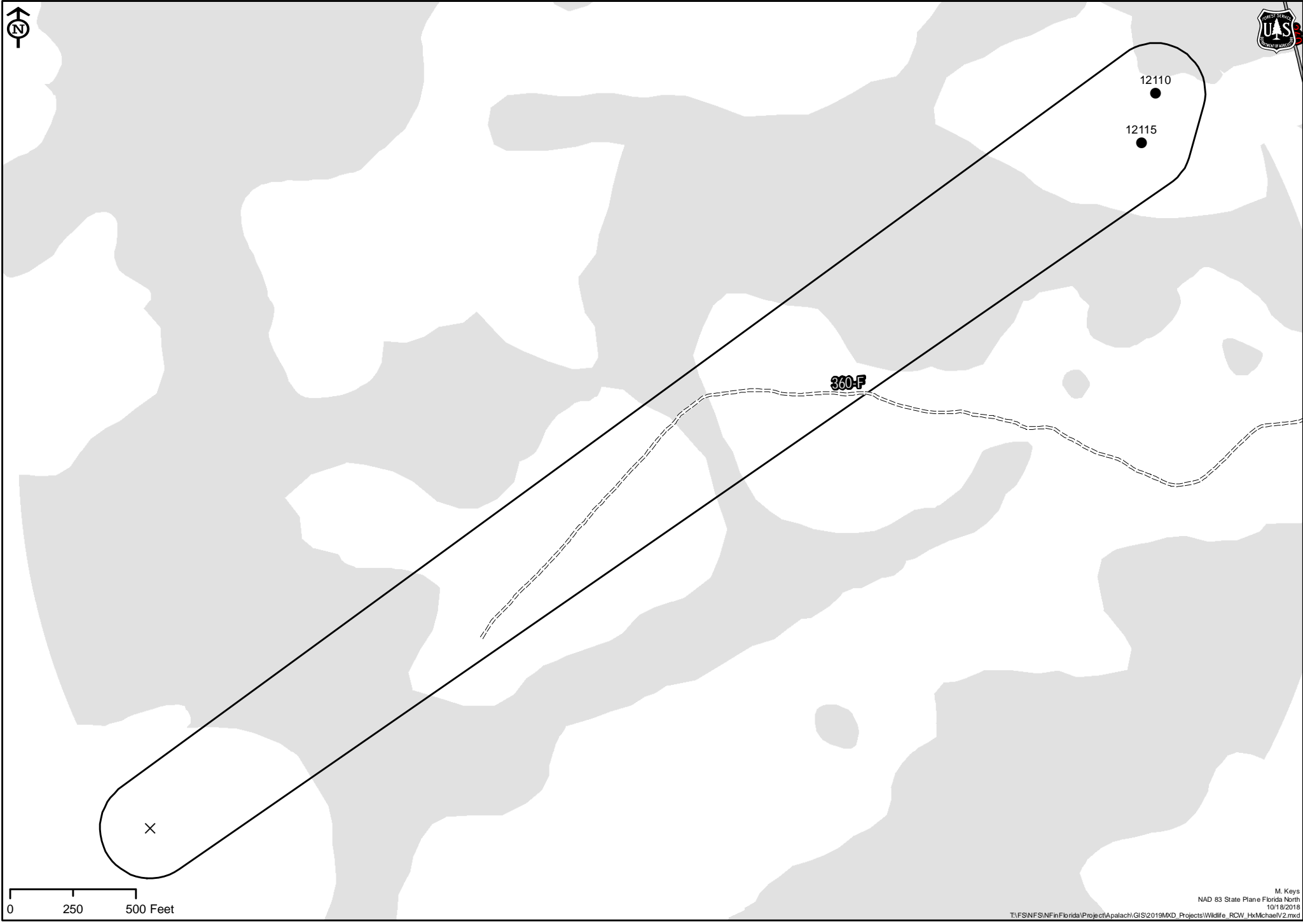
Apalachicola National Forest RCW Assessment

Cluster 233.07

Total Cavity Tree Count

3

- | | | | |
|---------------|--------------|---------------|----------------|
| ● Active | ◇ Unsuitable | ▭ Active | ■ Private Land |
| ○ Inactive | ○ NA | ▭ Inactive | ▨ Young Pine |
| ■ Recruitment | ✚ Unknown | ▭ Recruitment | |
| | ✕ Non Extant | | |



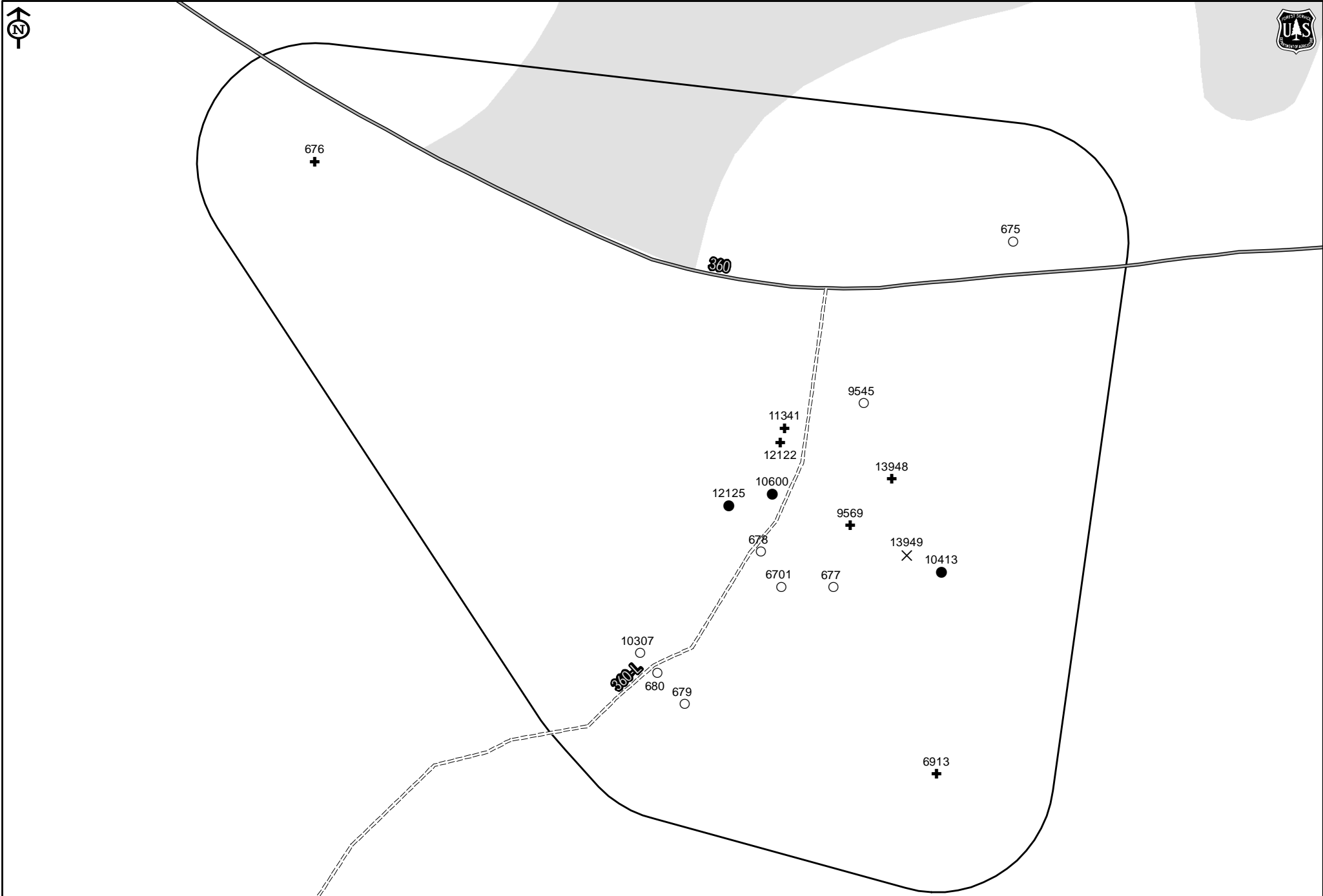
0 250 500 Feet

Apalachicola National Forest RCW Assessment

Cluster 233.08

Total Cavity Tree Count 18

- | | | | |
|-------------------|--------------|----------------------|------------------------|
| RCW Tree (Status) | ◇ Unsuitable | RCW Cluster (Status) | Unsuitable RCW habitat |
| ● Active | ○ NA | ▭ Active | ■ Non Pine |
| ○ Inactive | ✚ Unknown | ▭ Inactive | ▨ Young Pine |
| ■ Recruitment | ✕ Non Extant | ▭ Recruitment | ■ Private Land |



0 250 500 Feet

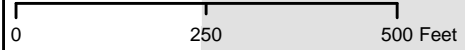
Apalachicola National Forest RCW Assessment

Cluster 234.01

Total Cavity Tree Count

26

- | | | | |
|---------------|--------------|---------------|--------------------------|
| ● Active | ◇ Unsuitable | ◻ Active | ◻ Unsuitable RCW habitat |
| ○ Inactive | ○ NA | ◻ Inactive | ◻ Non Pine |
| ■ Recruitment | ✚ Unknown | ◻ Recruitment | ◻ Young Pine |
| | ✕ Non Extant | | ◻ Private Land |



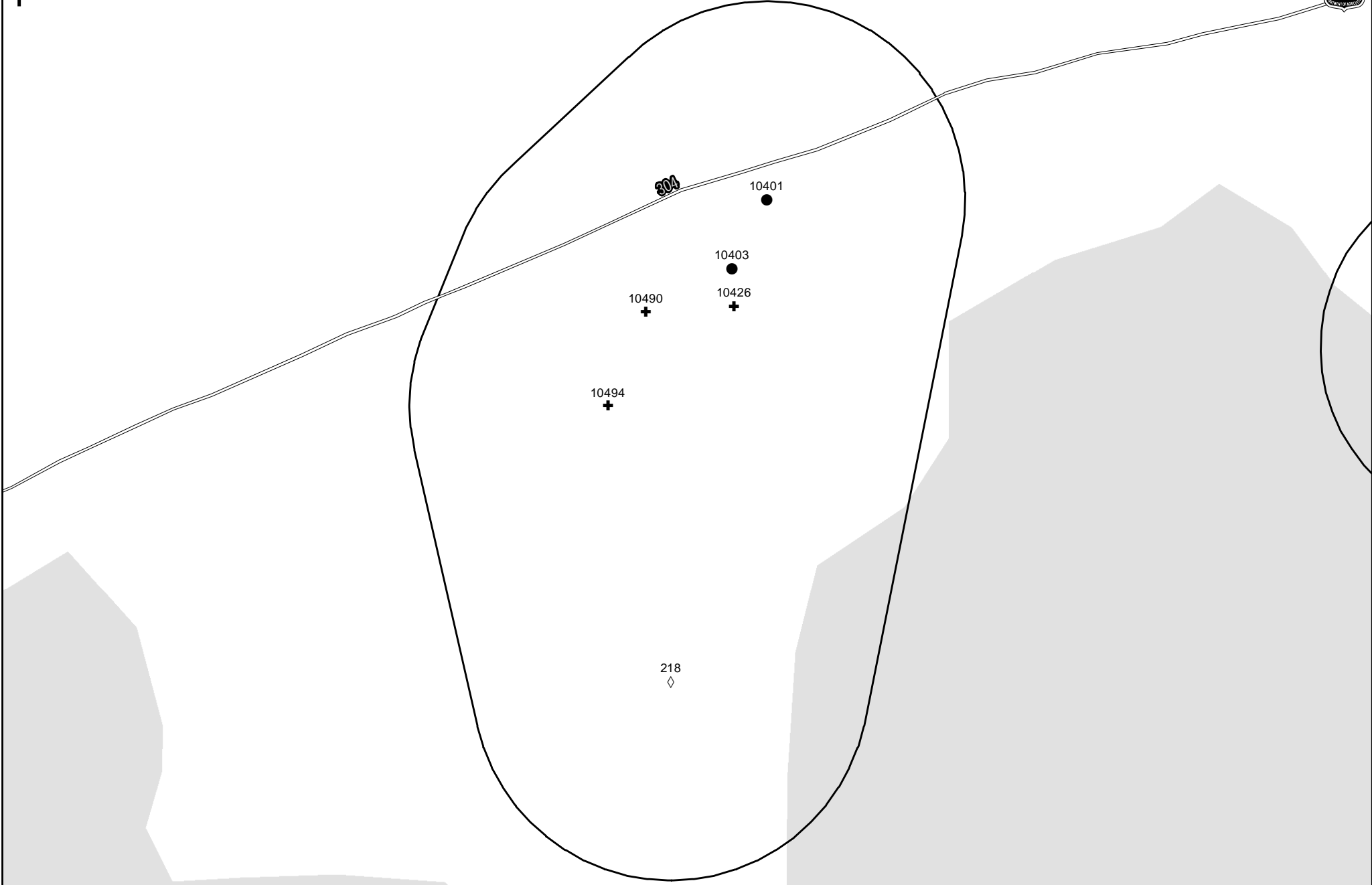
Apalachicola National Forest RCW Assessment

Cluster 234.03

Total Cavity Tree Count

6

- | | | | |
|---------------|--------------|---------------|--------------------------|
| ● Active | ◇ Unsuitable | ▭ Active | ■ Unsuitable RCW habitat |
| ○ Inactive | ○ NA | ▭ Inactive | ■ Non Pine |
| ■ Recruitment | ✚ Unknown | ▭ Recruitment | ■ Young Pine |
| | ✕ Non Extant | | ■ Private Land |



0 250 500 Feet

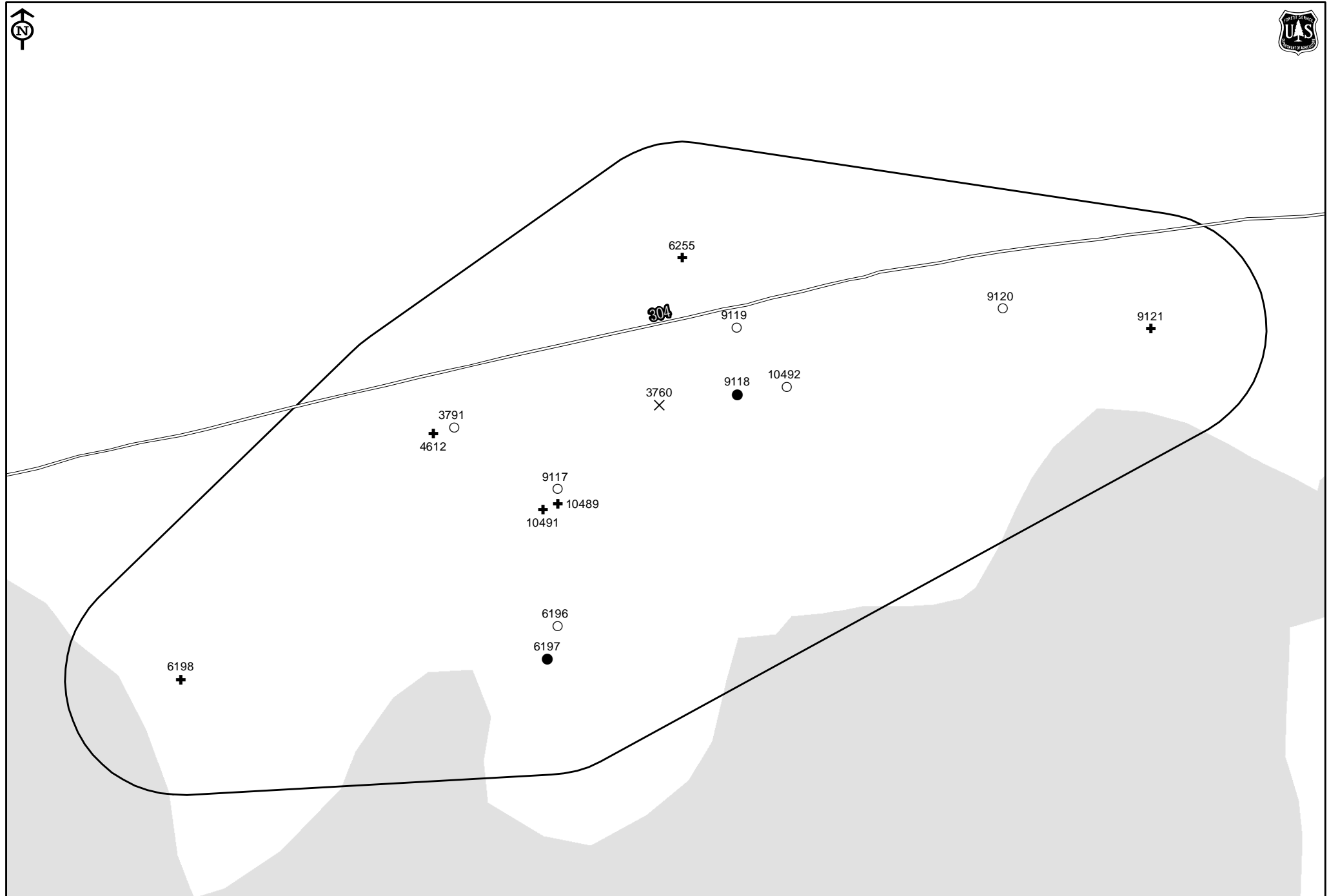
Apalachicola National Forest RCW Assessment

Cluster 234.04

Total Cavity Tree Count

15

- | | | | |
|---------------|--------------|---------------|----------------|
| ● Active | ◇ Unsuitable | ▭ Active | ■ Private Land |
| ○ Inactive | ○ NA | ▭ Inactive | ▨ Non Pine |
| ■ Recruitment | ⊕ Unknown | ▭ Recruitment | ▨ Young Pine |
| | ⊗ Non Extant | | |



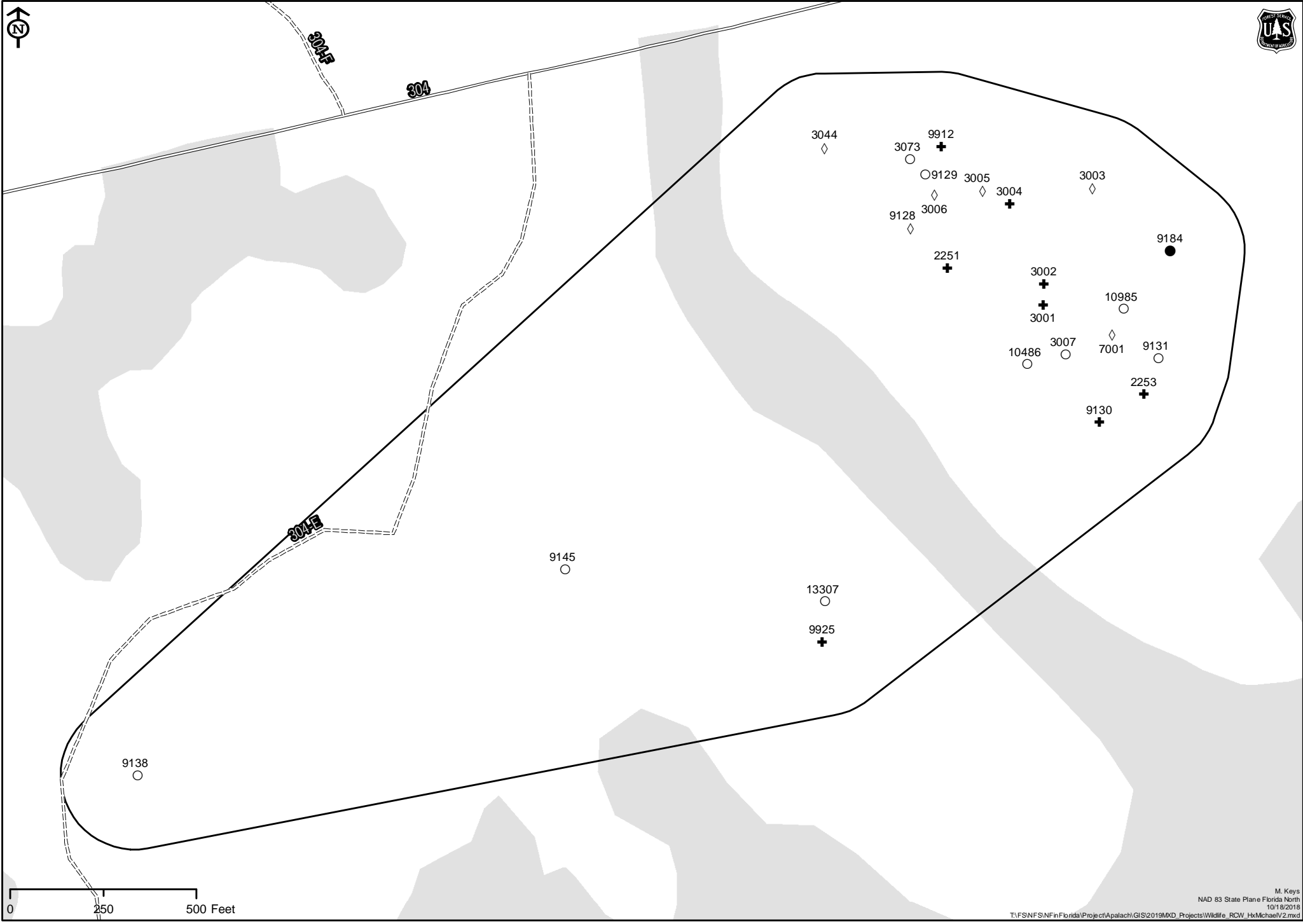
0 250 500 Feet

Apalachicola National Forest RCW Assessment

Cluster 234.05

Total Cavity Tree Count **24**

- | | | | |
|-------------------|--------------|----------------------|------------------------|
| RCW Tree (Status) | ◇ Unsuitable | RCW Cluster (Status) | Unsuitable RCW habitat |
| ● Active | ○ NA | ▭ Active | ■ Non Pine |
| ○ Inactive | ✚ Unknown | ▭ Inactive | ▨ Young Pine |
| ■ Recruitment | ✕ Non Extant | ▭ Recruitment | ■ Private Land |

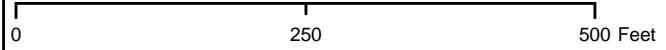


Apalachicola National Forest RCW Assessment

Cluster 234.06

Total Cavity Tree Count **14**

- | | | | |
|-------------------|--------------|----------------------|------------------------|
| RCW Tree (Status) | ◇ Unsuitable | RCW Cluster (Status) | Unsuitable RCW habitat |
| ● Active | ○ NA | ▭ Active | ■ Non Pine |
| ○ Inactive | ✚ Unknown | ▭ Inactive | ▨ Young Pine |
| ■ Recruitment | ✕ Non Extant | ▭ Recruitment | ■ Private Land |



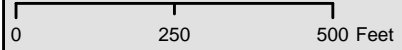
Apalachicola National Forest RCW Assessment

Cluster 239.04

Total Cavity Tree Count

17

- | | | | |
|---------------|--------------|---------------|--------------------------|
| ● Active | ◇ Unsuitable | ▭ Active | ■ Unsuitable RCW habitat |
| ○ Inactive | ○ NA | ▭ Inactive | ■ Non Pine |
| ■ Recruitment | ✦ Unknown | ▭ Recruitment | ■ Young Pine |
| | ✕ Non Extant | | ■ Private Land |

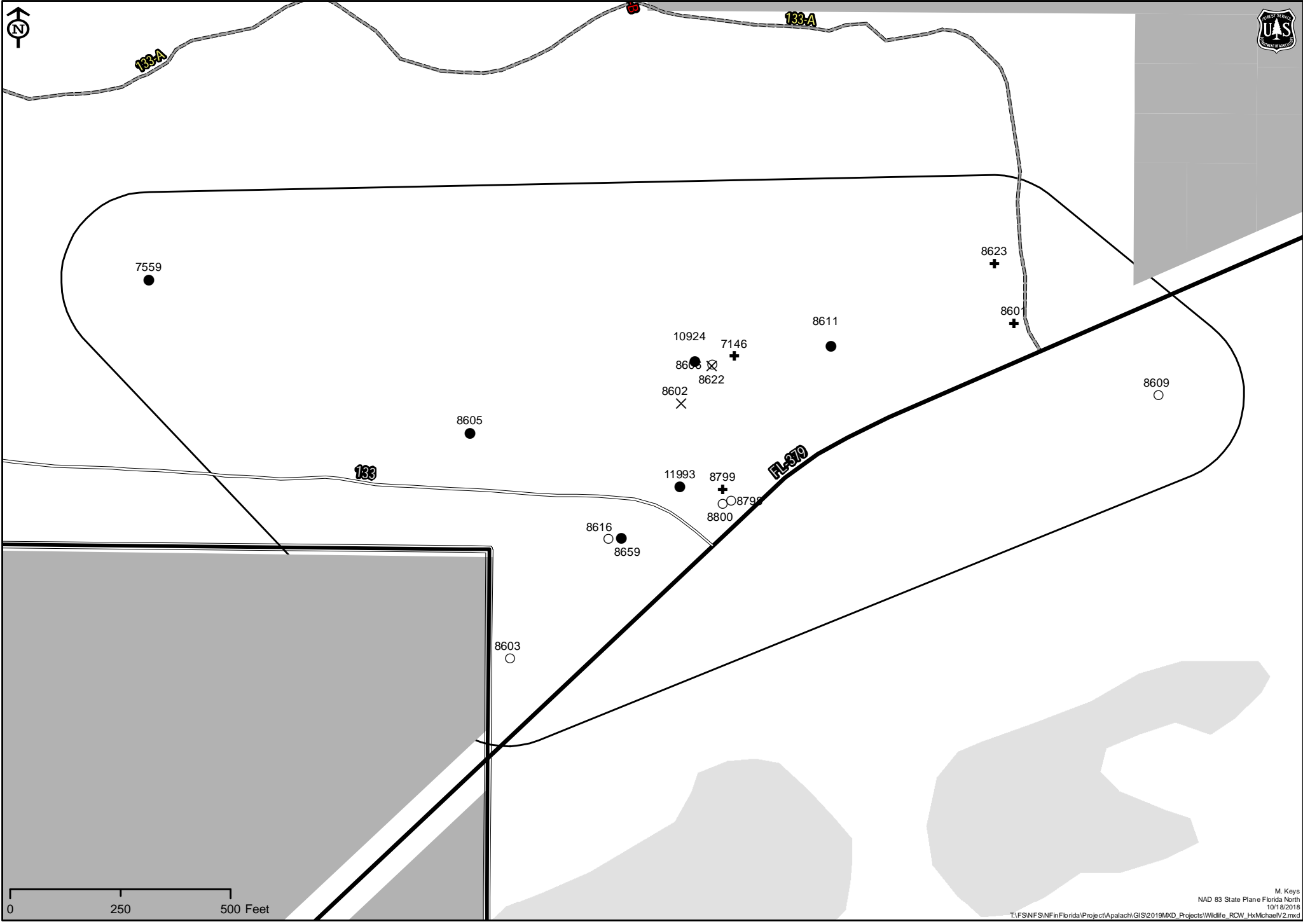


Apalachicola National Forest RCW Assessment

Cluster 24.01

Total Cavity Tree Count **18**

- | | | | |
|---------------|--------------|---------------|----------------|
| ● Active | ◇ Unsuitable | ▭ Active | ■ Non Pine |
| ○ Inactive | ○ NA | ▭ Inactive | ▨ Young Pine |
| ■ Recruitment | ✦ Unknown | ▭ Recruitment | ■ Private Land |
| | ✕ Non Extant | | |

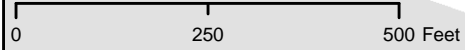
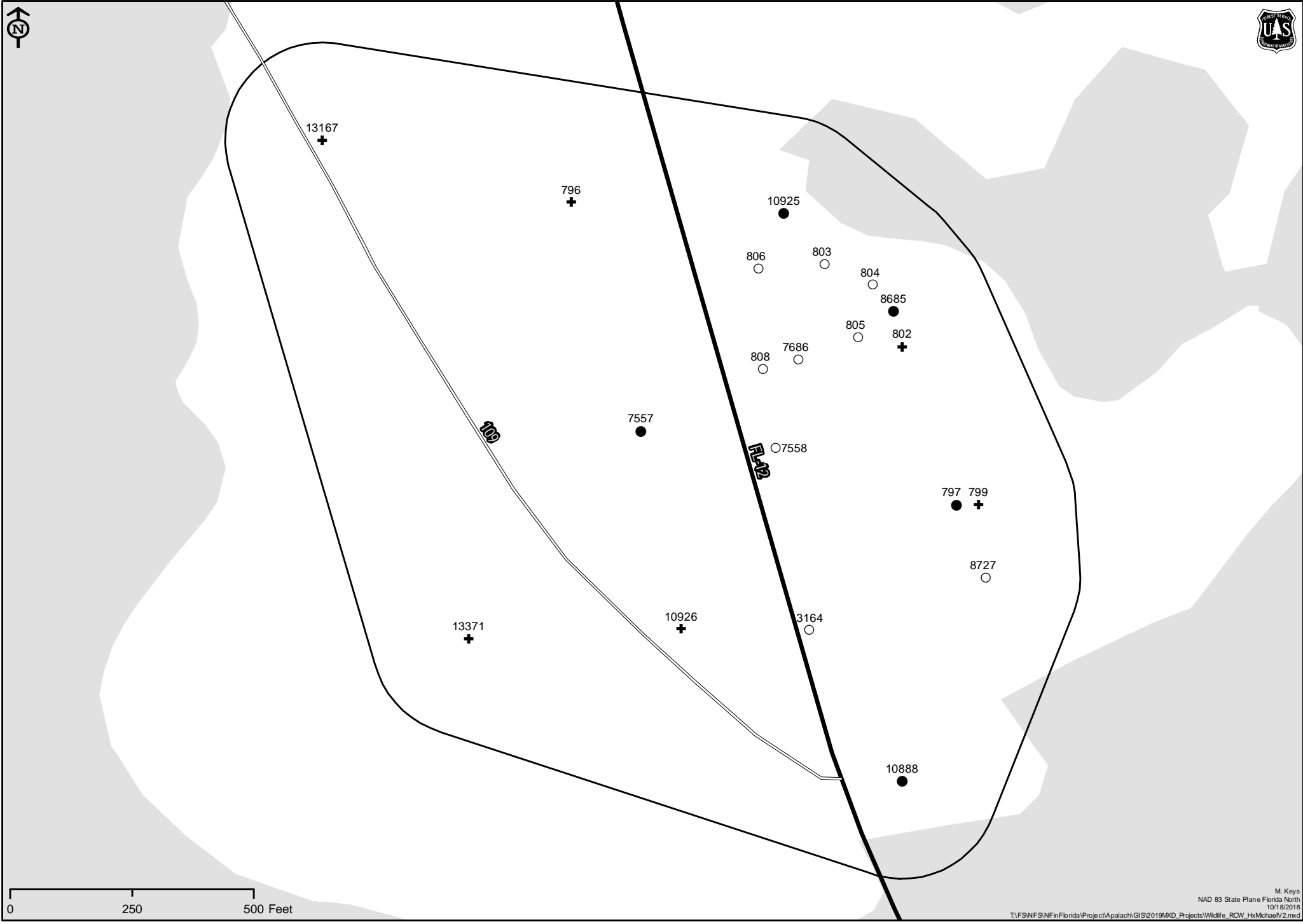


Apalachicola National Forest RCW Assessment

Cluster 24.02

Total Cavity Tree Count **20**

- | | | | |
|---------------|--------------|---------------|----------------|
| ● Active | ◇ Unsuitable | ◻ Active | ◻ Non Pine |
| ○ Inactive | ○ NA | ◻ Inactive | ◻ Young Pine |
| ■ Recruitment | ✚ Unknown | ◻ Recruitment | ◻ Private Land |
| | ✕ Non Extant | | |



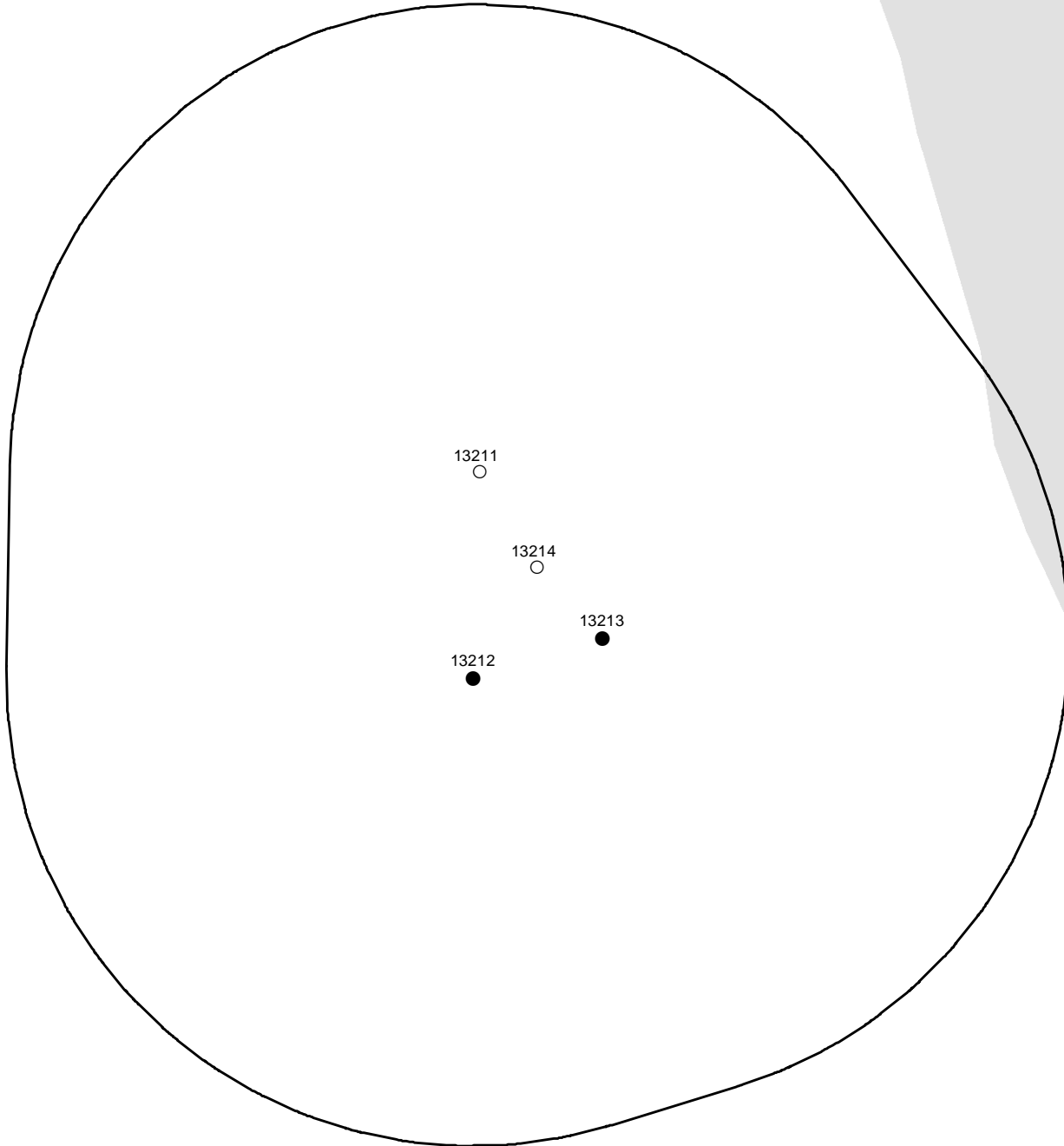
Apalachicola National Forest RCW Assessment

Cluster 240.01

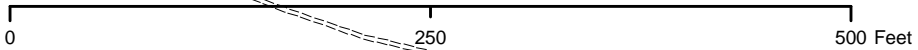
Total Cavity Tree Count

4

- | | | | |
|---------------|--------------|---------------|----------------|
| ● Active | ◇ Unsuitable | ▭ Active | ■ Private Land |
| ○ Inactive | ○ NA | ▭ Inactive | ▨ Non Pine |
| ■ Recruitment | ✦ Unknown | ▭ Recruitment | ▨ Young Pine |
| | ✕ Non Extant | | |



309-W

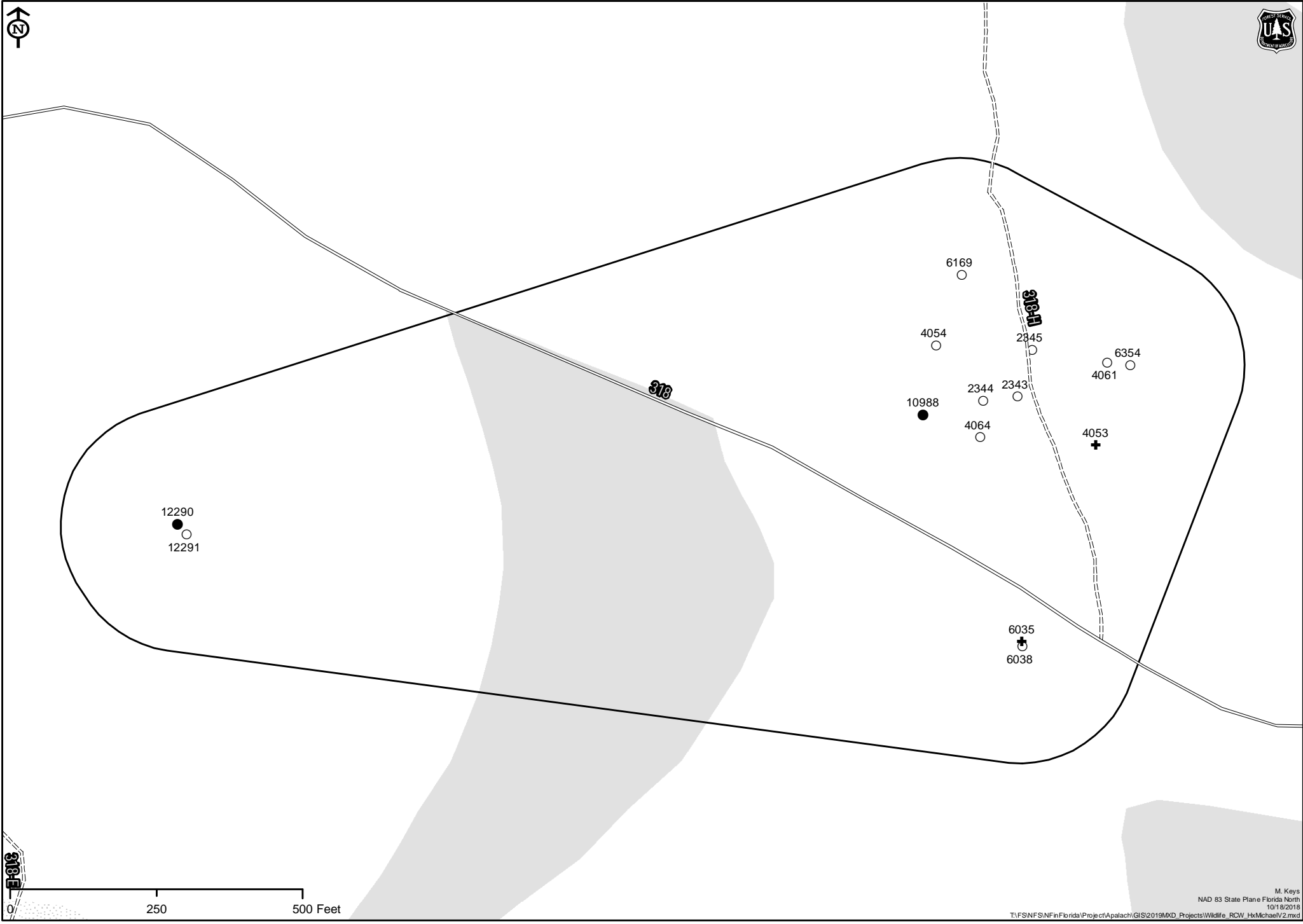


Apalachicola National Forest RCW Assessment

Cluster 240.02

Total Cavity Tree Count **14**

- | | | | | | | | | | | | | |
|----------|------------|---------------|--------------|------|---|---|----------|----------------|---------------|------------|--------------|----------------|
| ● Active | ○ Inactive | ■ Recruitment | ◇ Unsuitable | ○ NA | + | × | ▭ Active | - - - Inactive | ▭ Recruitment | ■ Non Pine | ▨ Young Pine | ■ Private Land |
|----------|------------|---------------|--------------|------|---|---|----------|----------------|---------------|------------|--------------|----------------|



E-318

0 250 500 Feet

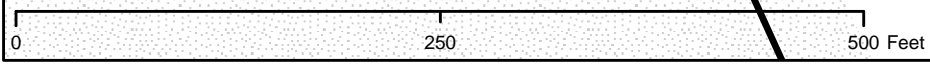
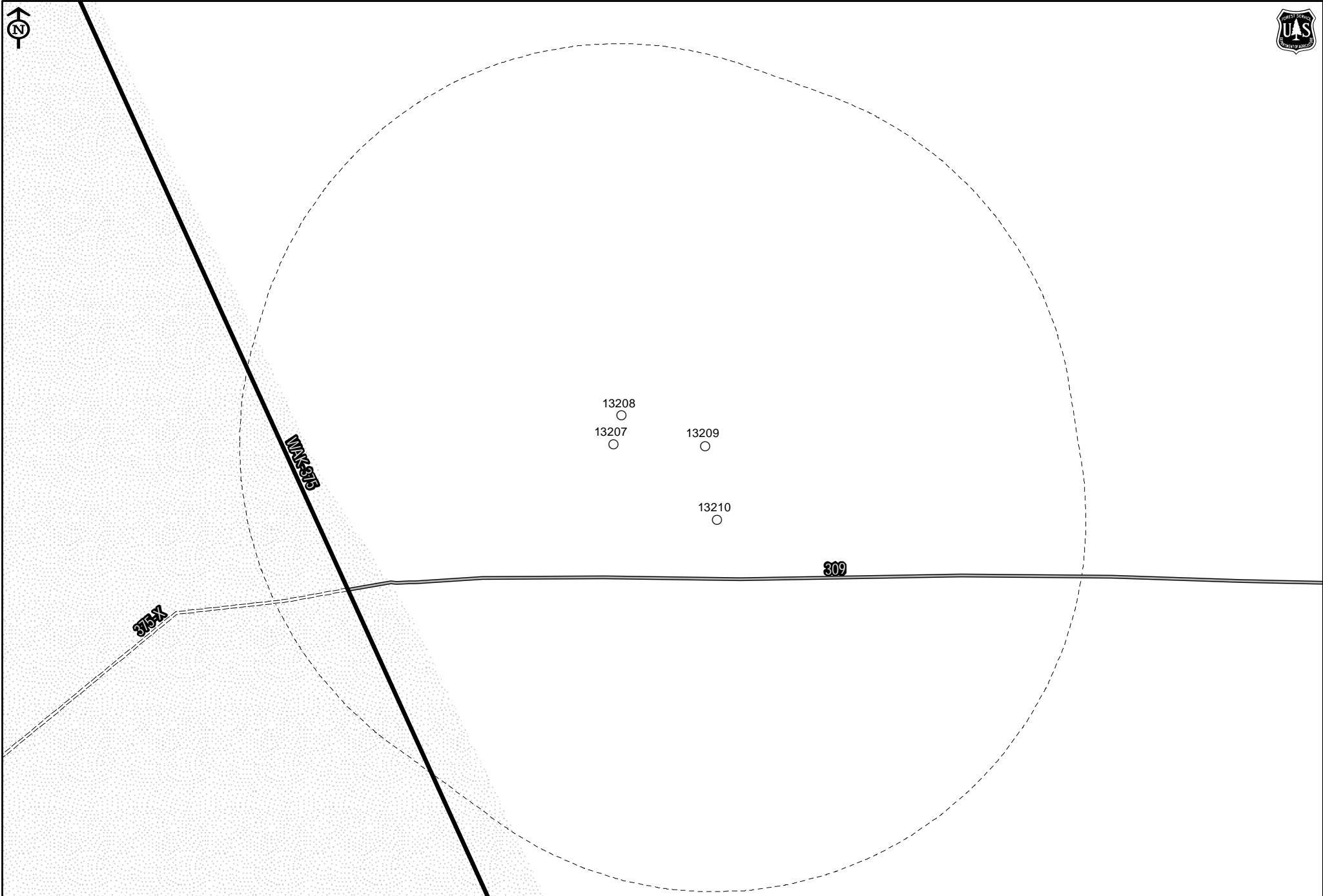
Apalachicola National Forest RCW Assessment

Cluster 240.04

Total Cavity Tree Count

4

- | | | | |
|---------------|--------------|---------------|----------------|
| ● Active | ◇ Unsuitable | ▭ Active | ■ Private Land |
| ○ Inactive | ○ NA | ▭ Inactive | ▨ Young Pine |
| ■ Recruitment | ✕ Non Extant | ▭ Recruitment | |
| | | | |



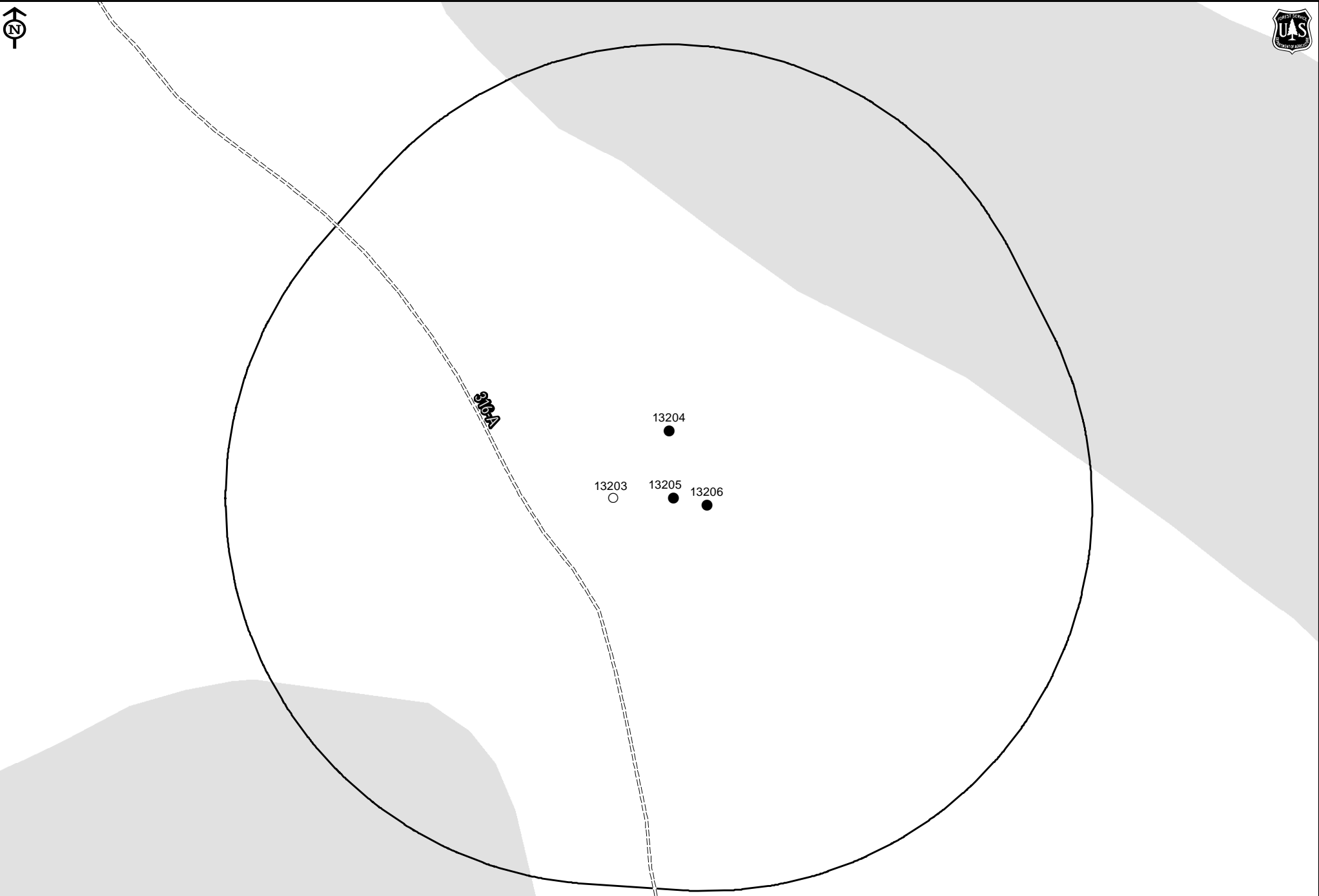
Apalachicola National Forest RCW Assessment

Cluster 240.05

Total Cavity Tree Count

4

- | | | | |
|-------------------|--------------|----------------------|------------------------|
| RCW Tree (Status) | ◇ Unsuitable | RCW Cluster (Status) | Unsuitable RCW habitat |
| ● Active | ○ NA | ▭ Active | ■ Non Pine |
| ○ Inactive | ✚ Unknown | ▭ Inactive | ▨ Young Pine |
| ■ Recruitment | ✕ Non Extant | ▭ Recruitment | ■ Private Land |



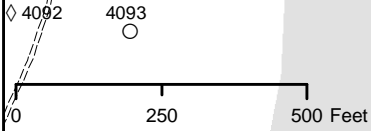
0 250 500 Feet

Apalachicola National Forest RCW Assessment

Cluster 241.01

Total Cavity Tree Count 16

- | | | | |
|---------------|--------------|---------------|--------------------------|
| ● Active | ◇ Unsuitable | ▭ Active | ■ Unsuitable RCW habitat |
| ○ Inactive | ○ NA | ▭ Inactive | ▨ Non Pine |
| ■ Recruitment | ✚ Unknown | ▭ Recruitment | ▨ Young Pine |
| | ✕ Non Extant | | ■ Private Land |

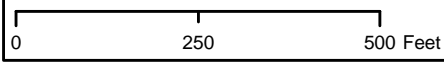
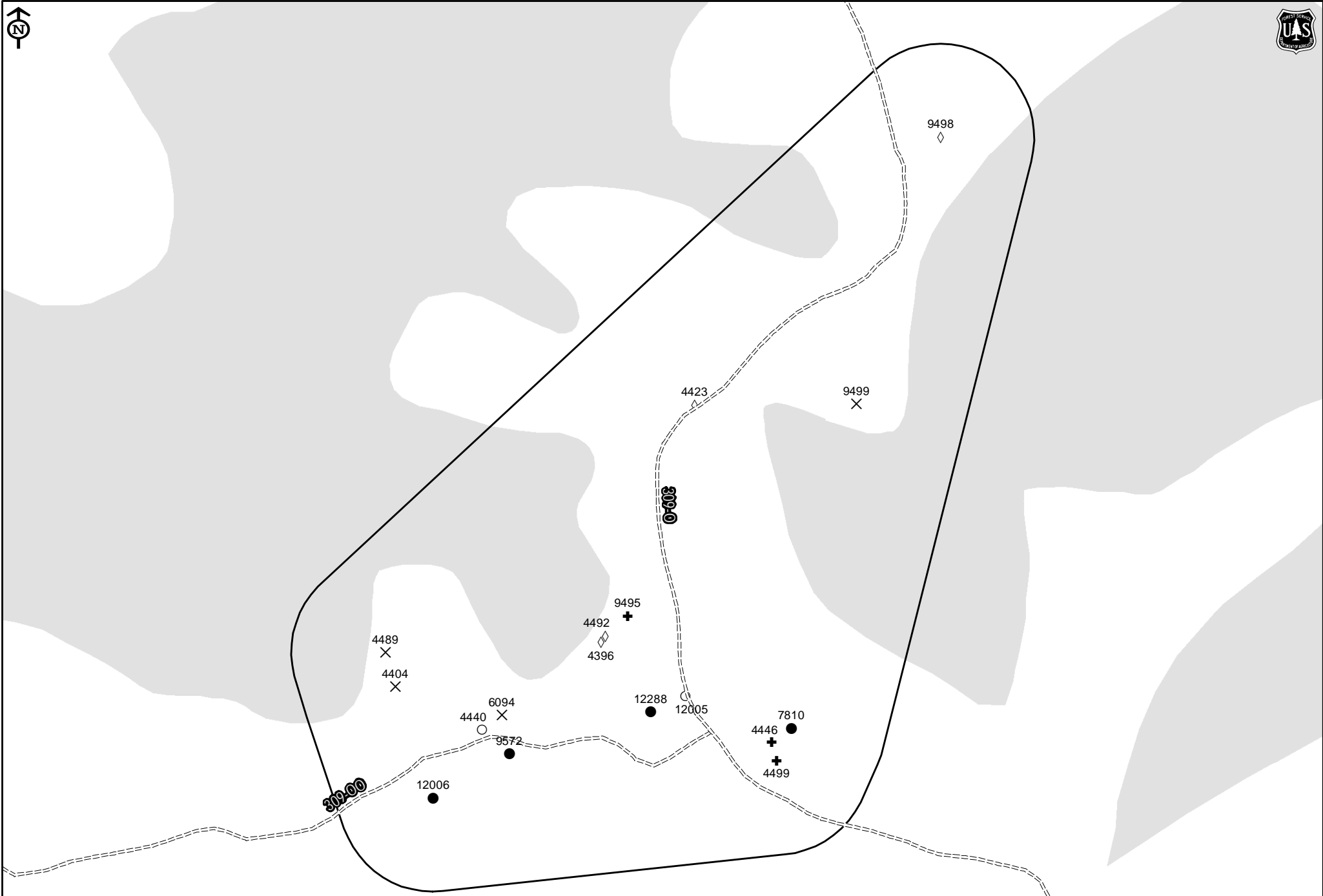


Apalachicola National Forest RCW Assessment

Cluster 244.02

Total Cavity Tree Count **17**

- | | | | |
|---------------|--------------|---------------|--------------------------|
| ● Active | ◇ Unsuitable | ▭ Active | ■ Unsuitable RCW habitat |
| ○ Inactive | ○ NA | ▭ Inactive | ■ Non Pine |
| ■ Recruitment | ✚ Unknown | ▭ Recruitment | ■ Young Pine |
| | ✕ Non Extant | | ■ Private Land |

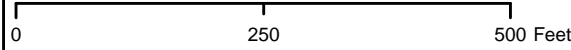
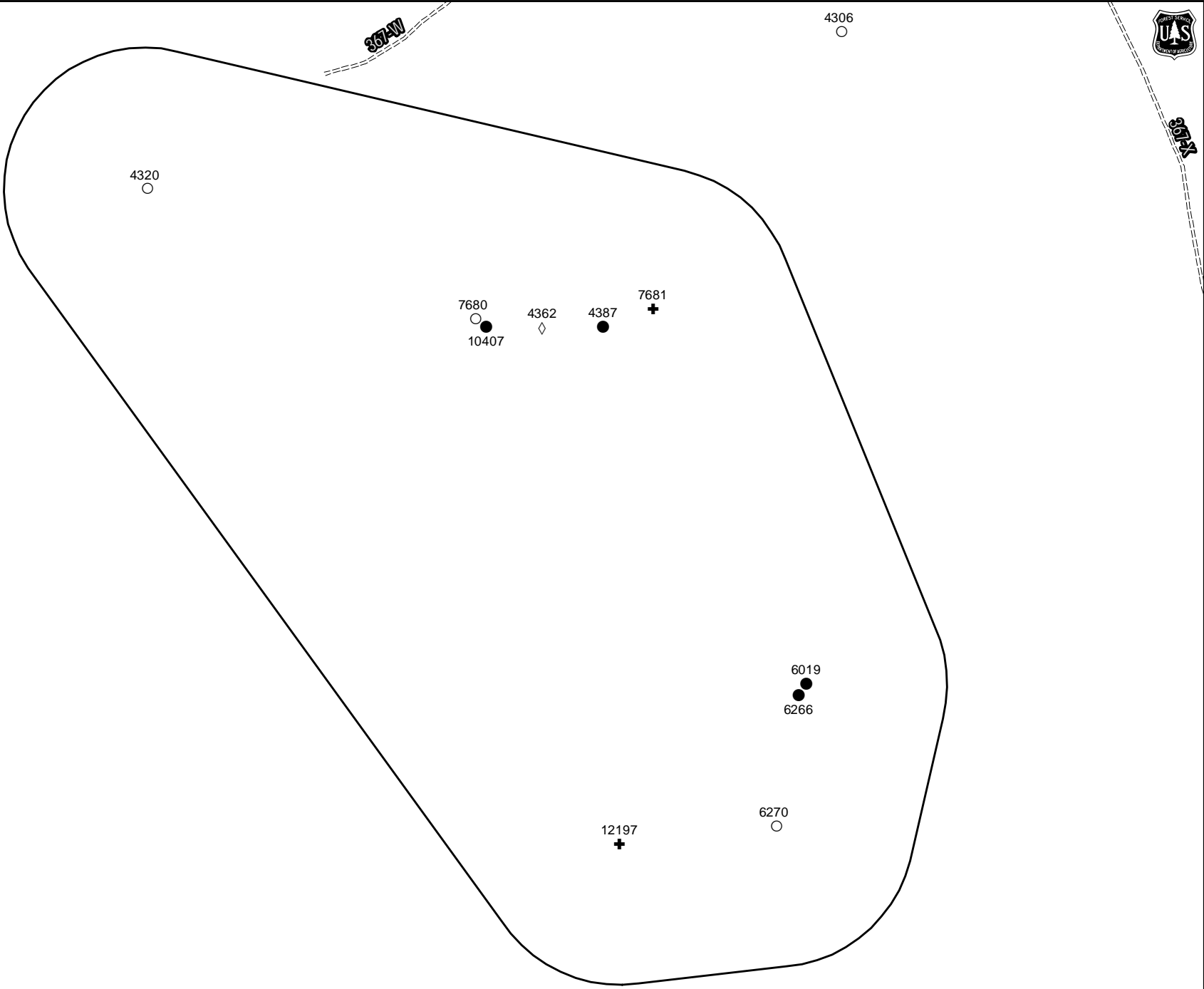


Apalachicola National Forest RCW Assessment

Cluster 245.02

Total Cavity Tree Count 10

- | | | | |
|---------------|--------------|---------------|----------------|
| ● Active | ◇ Unsuitable | ▭ Active | ■ Private Land |
| ○ Inactive | ○ NA | ▭ Inactive | ▨ Non Pine |
| ■ Recruitment | ⊕ Unknown | ▭ Recruitment | ▨ Young Pine |
| | × Non Extant | | |

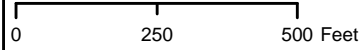
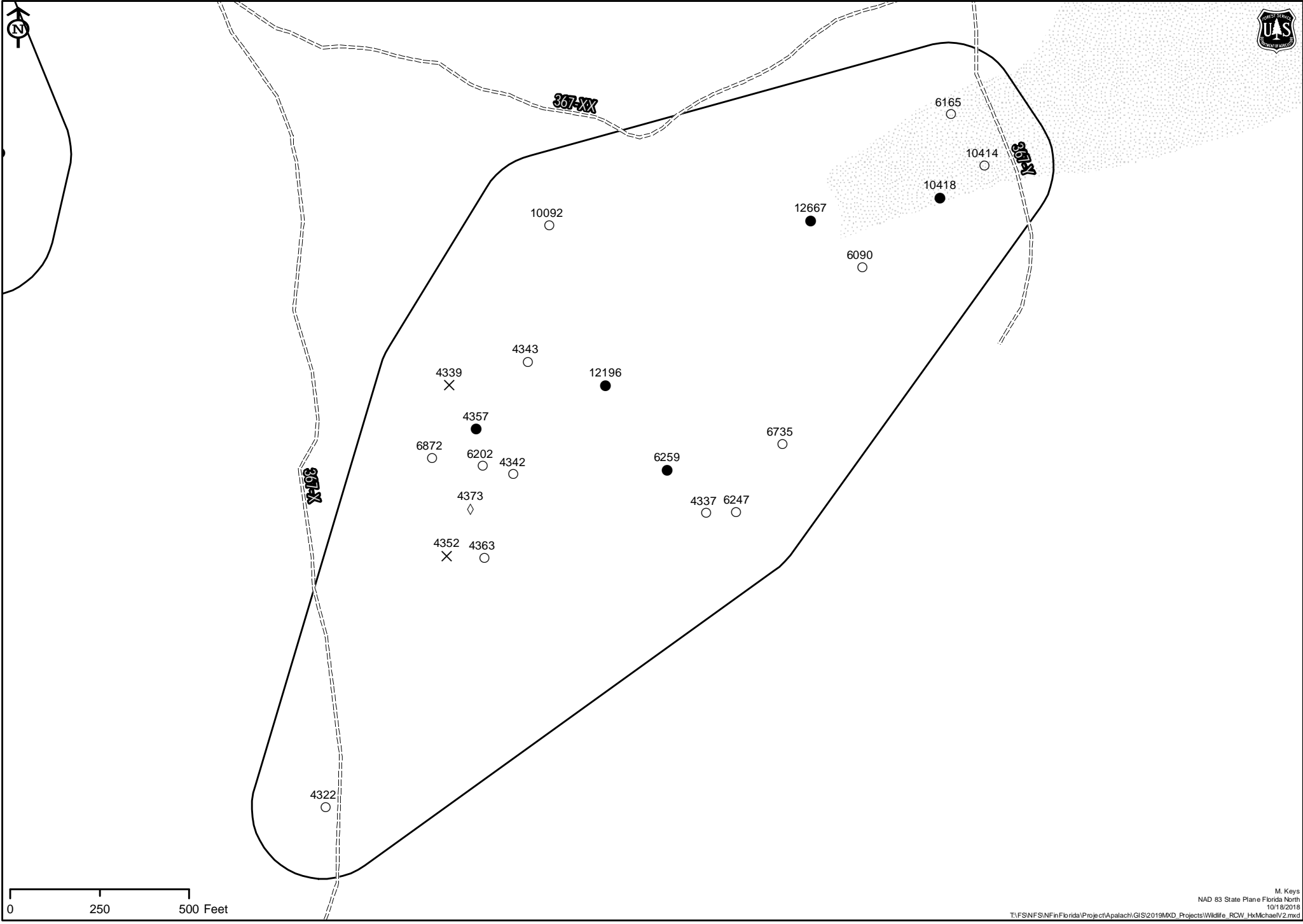


Apalachicola National Forest RCW Assessment

Cluster 245.03

Total Cavity Tree Count **21**

- | | | | |
|---------------|--------------|---------------|----------------|
| ● Active | ◇ Unsuitable | ▭ Active | ■ Private Land |
| ○ Inactive | ○ NA | ▭ Inactive | ▨ Non Pine |
| ■ Recruitment | ✕ Non Extant | ▭ Recruitment | ▨ Young Pine |



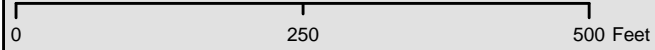
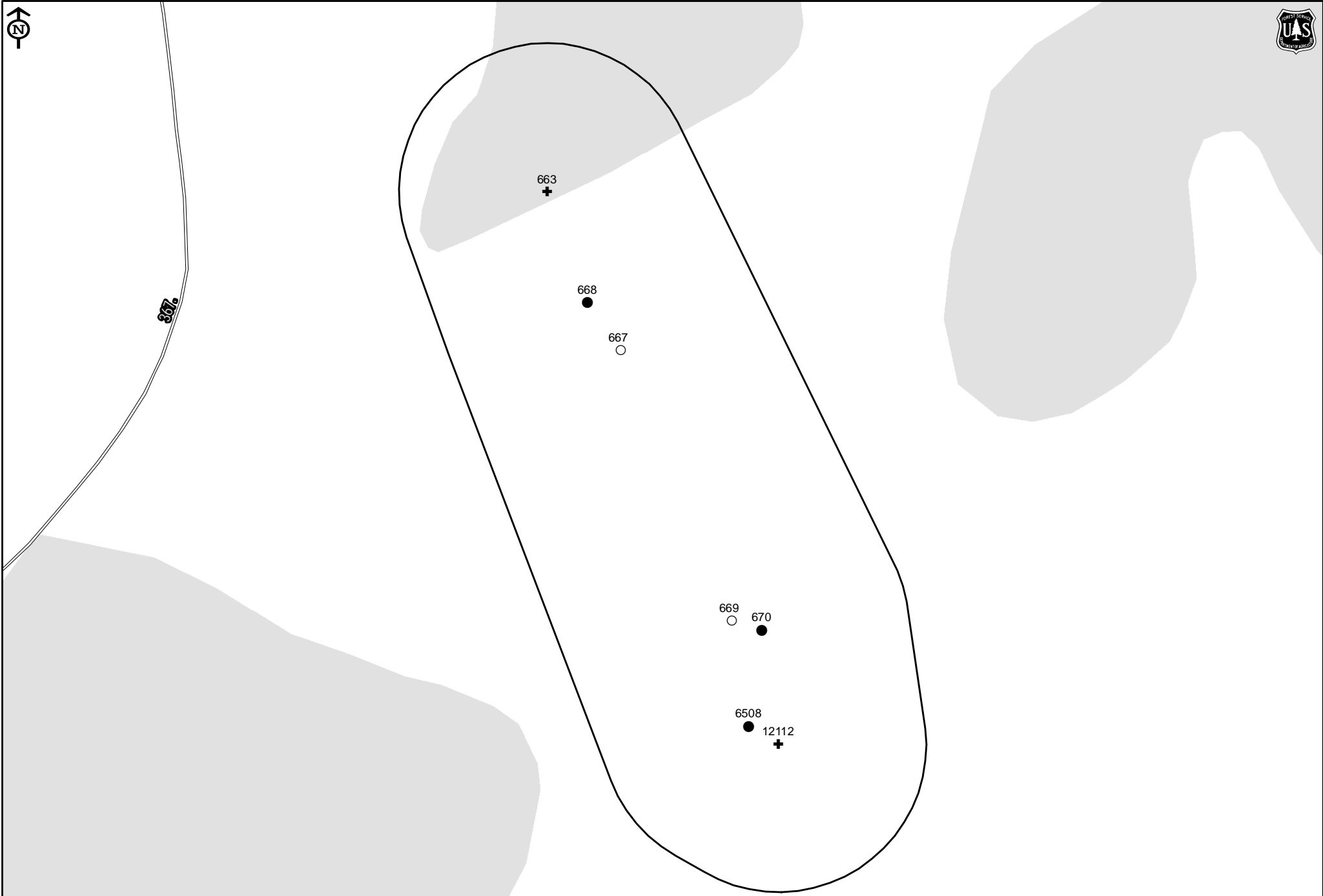
Apalachicola National Forest RCW Assessment

Cluster 245.04

Total Cavity Tree Count

7

- | | | | |
|---------------|--------------|---------------|----------------|
| ● Active | ◇ Unsuitable | ▭ Active | ■ Private Land |
| ○ Inactive | ○ NA | ▭ Inactive | ▨ Young Pine |
| ■ Recruitment | ✚ Unknown | ▭ Recruitment | |
| | ✕ Non Extant | | |



Apalachicola National Forest RCW Assessment


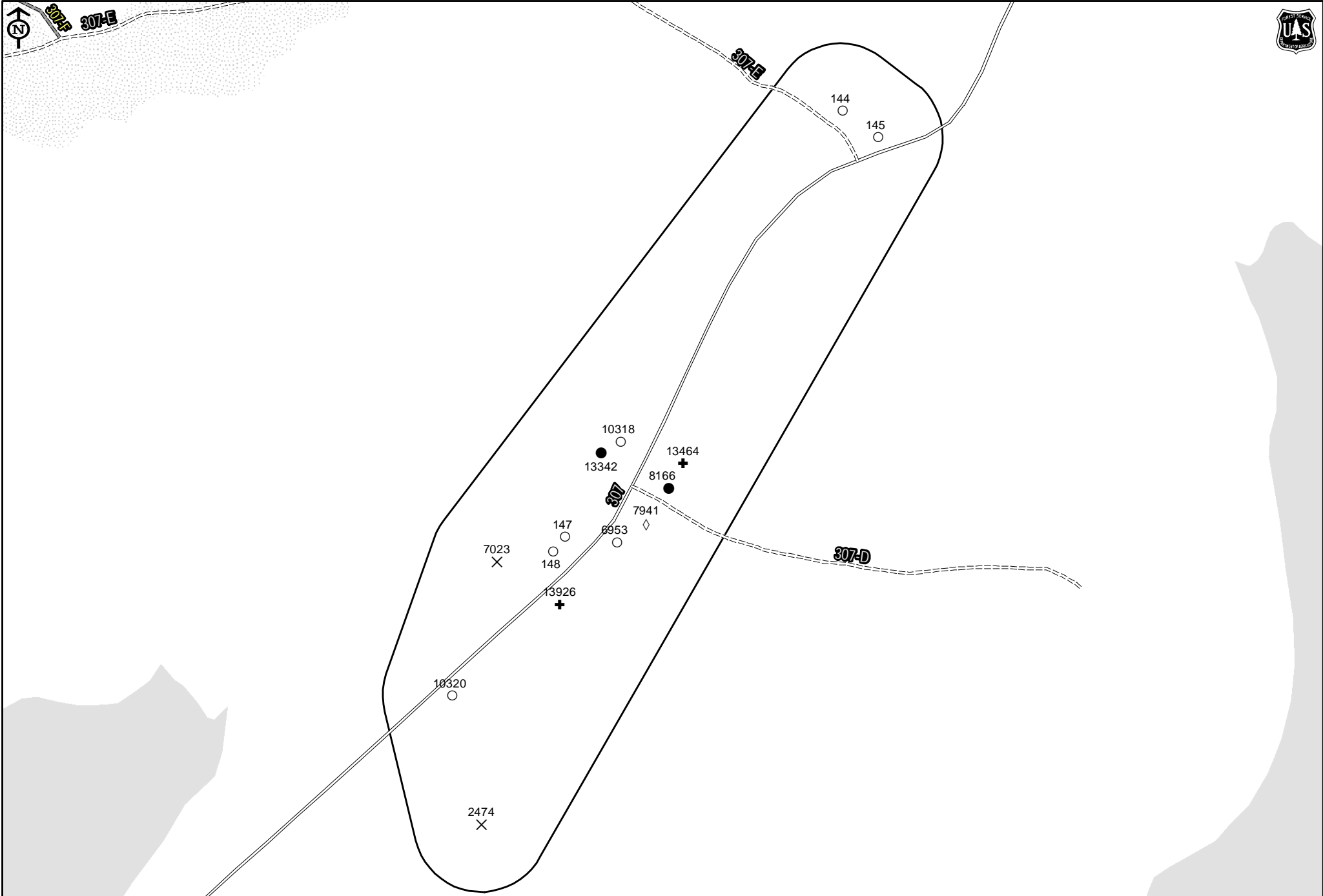
Cluster 245.06

Total Cavity Tree Count **14**

- | | | | |
|---------------|--------------|---------------|----------------|
| ● Active | ◇ Unsuitable | ▭ Active | ■ Private Land |
| ○ Inactive | ○ NA | ▭ Inactive | ▨ Young Pine |
| ■ Recruitment | ✕ Non Extant | ▭ Recruitment | |
| | | | ✕ Unknown |



307-F 307-E

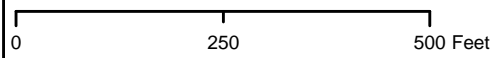
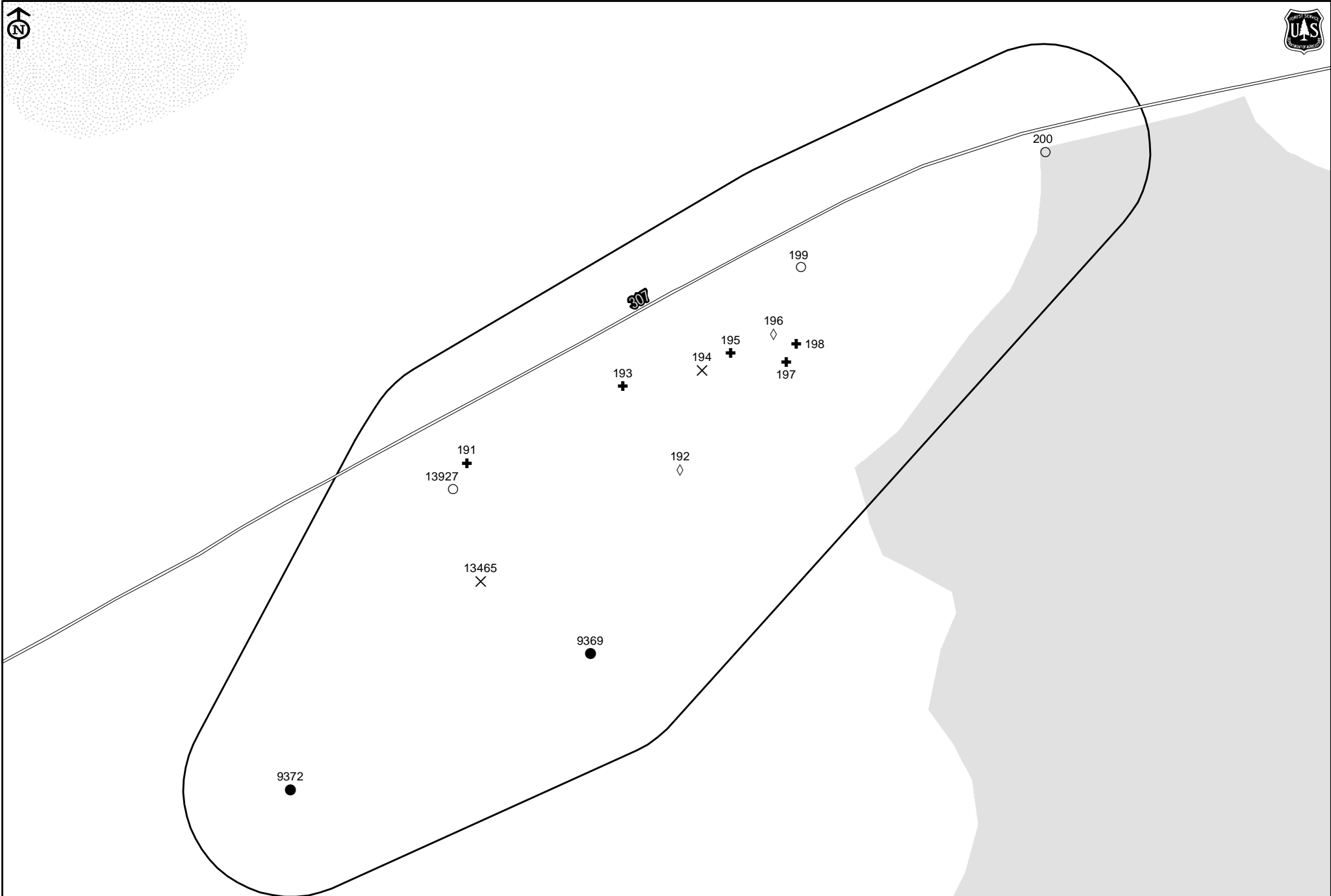


Apalachicola National Forest RCW Assessment

Cluster 246.01

Total Cavity Tree Count 14

- | | | | |
|-------------------|--------------|----------------------|------------------------|
| RCW Tree (Status) | ◇ Unsuitable | RCW Cluster (Status) | Unsuitable RCW habitat |
| ● Active | ○ NA | ▭ Active | ■ Non Pine |
| ○ Inactive | ✚ Unknown | ▭ Inactive | ▨ Young Pine |
| ■ Recruitment | ✕ Non Extant | ▭ Recruitment | ■ Private Land |

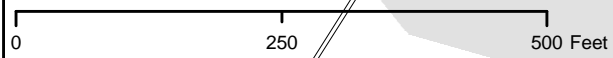


Apalachicola National Forest RCW Assessment

Cluster 246.02

Total Cavity Tree Count 15

- | | | | |
|---------------|--------------|---------------|--------------------------|
| ● Active | ◇ Unsuitable | ▭ Active | ■ Unsuitable RCW habitat |
| ○ Inactive | ○ NA | ▭ Inactive | ■ Non Pine |
| ■ Recruitment | ✕ Non Extant | ▭ Recruitment | ■ Young Pine |
| | | | ■ Private Land |



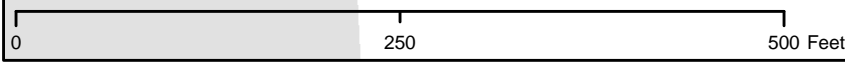
Apalachicola National Forest RCW Assessment

Cluster 247.01

Total Cavity Tree Count

5

- | | | | |
|---------------|--------------|---------------|----------------|
| ● Active | ◇ Unsuitable | ▭ Active | ■ Private Land |
| ○ Inactive | ○ NA | ▭ Inactive | ▨ Non Pine |
| ■ Recruitment | ✚ Unknown | ▭ Recruitment | ▨ Young Pine |
| | ✕ Non Extant | | |



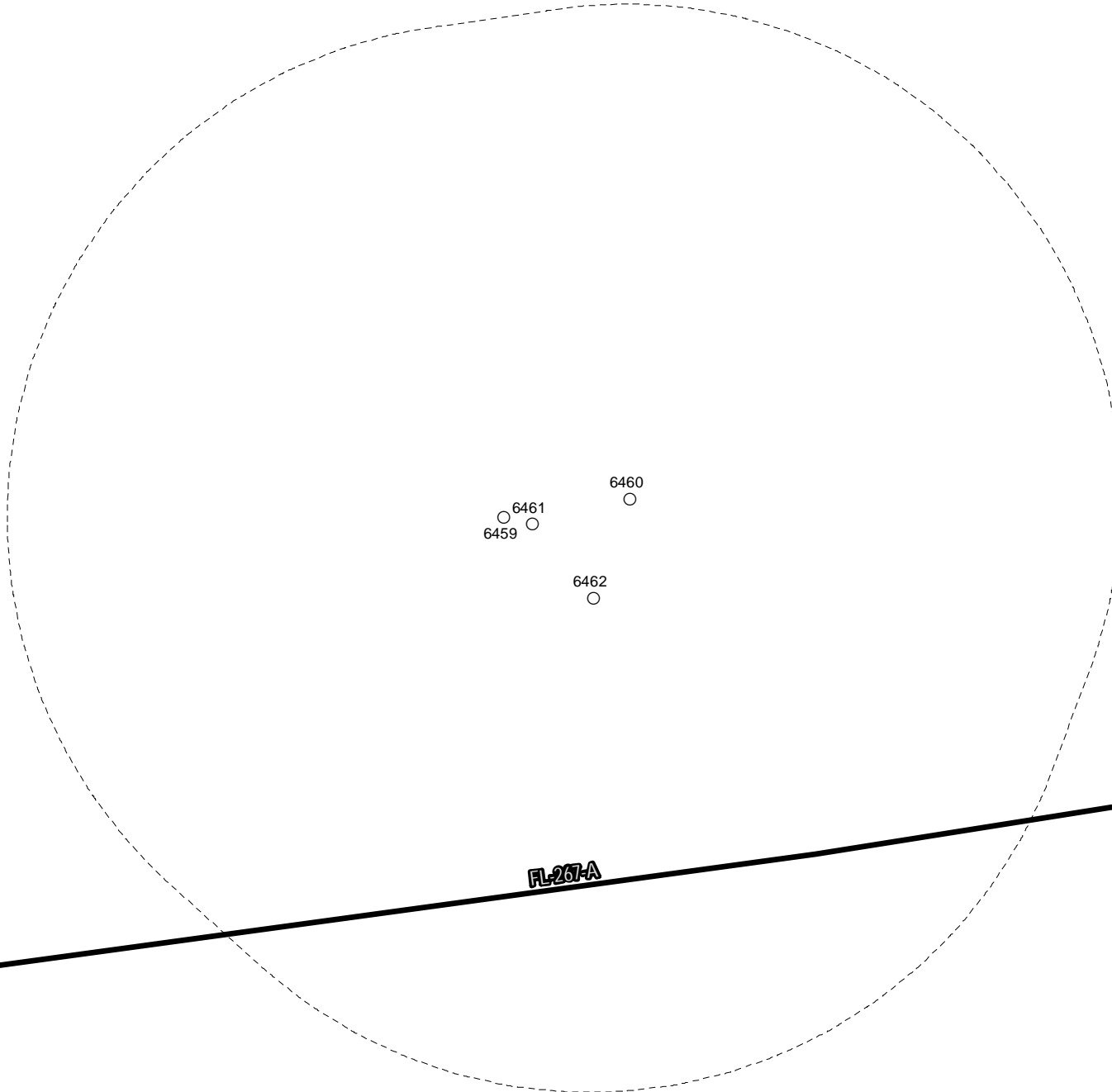
Apalachicola National Forest RCW Assessment

Cluster 247.02

Total Cavity Tree Count

4

- | | | | |
|-------------------|--------------|----------------------|------------------------|
| RCW Tree (Status) | ◇ Unsuitable | RCW Cluster (Status) | Unsuitable RCW habitat |
| ● Active | ○ NA | ▭ Active | ■ Non Pine |
| ○ Inactive | ✚ Unknown | ▭ Inactive | ▨ Young Pine |
| ■ Recruitment | ✕ Non Extant | ▭ Recruitment | ■ Private Land |



0 250 500 Feet

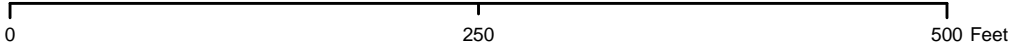
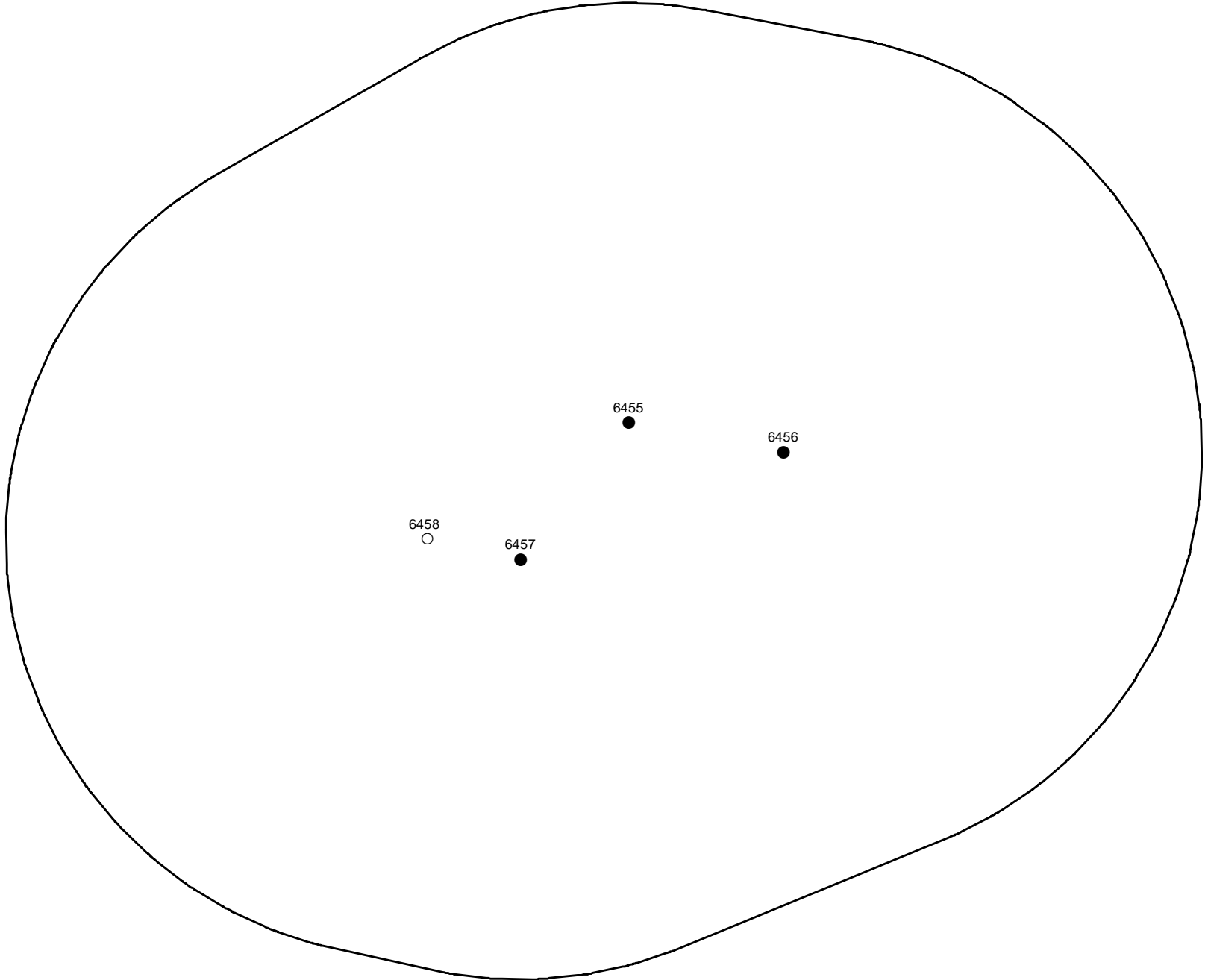
Apalachicola National Forest RCW Assessment

Cluster 247.03

Total Cavity Tree Count

4

- | | | | |
|---------------|--------------|---------------|----------------|
| ● Active | ◇ Unsuitable | ▭ Active | ■ Private Land |
| ○ Inactive | ○ NA | ▭ Inactive | ▨ Young Pine |
| ■ Recruitment | ✦ Unknown | ▭ Recruitment | |
| | ✕ Non Extant | | |



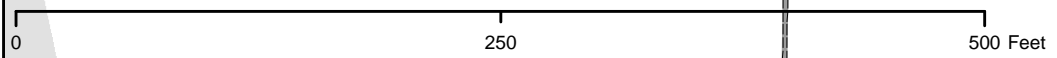
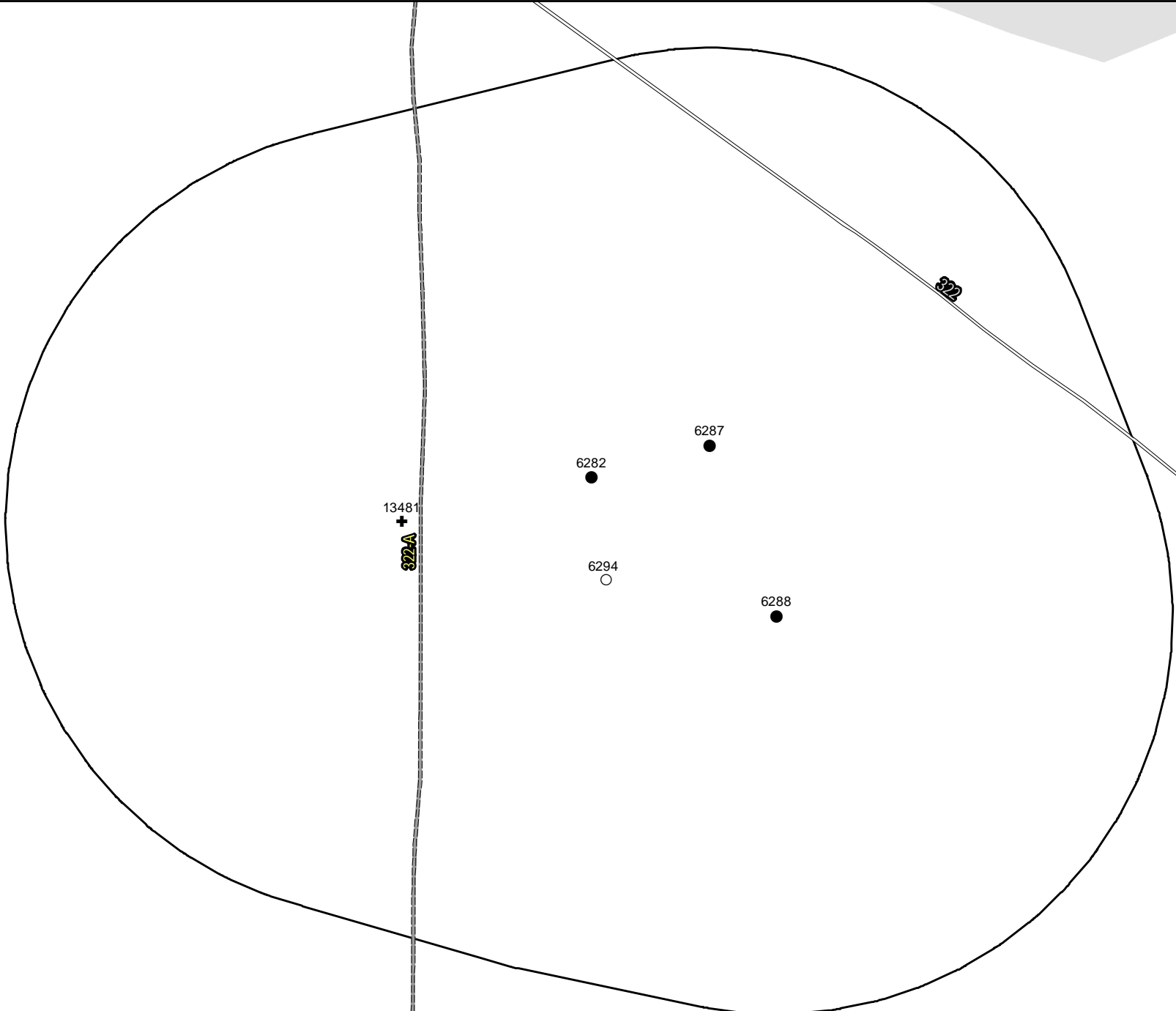
Apalachicola National Forest RCW Assessment

Cluster 248.02

Total Cavity Tree Count

5

- | | | | |
|-------------------|--------------|----------------------|------------------------|
| RCW Tree (Status) | ◇ Unsuitable | RCW Cluster (Status) | Unsuitable RCW habitat |
| ● Active | ○ NA | ▭ Active | ■ Non Pine |
| ○ Inactive | ✚ Unknown | ▭ Inactive | ▨ Young Pine |
| ■ Recruitment | ✕ Non Extant | ▭ Recruitment | ■ Private Land |



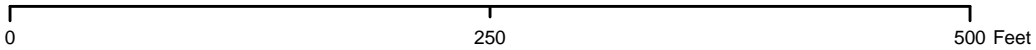
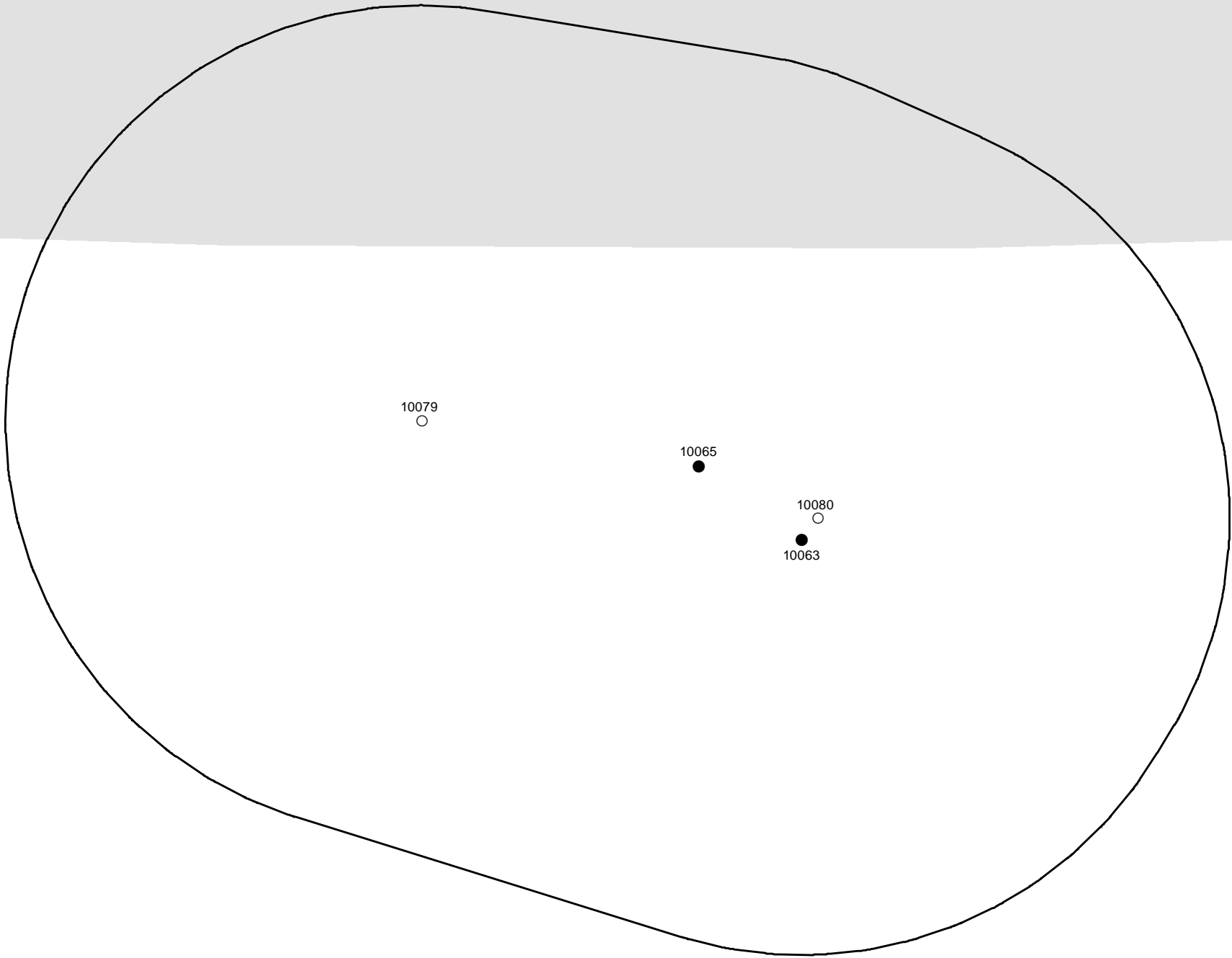
Apalachicola National Forest RCW Assessment

Cluster 248.03

Total Cavity Tree Count

4

- | | | | |
|---------------|--------------|---------------|----------------|
| ● Active | ◇ Unsuitable | ▭ Active | ■ Private Land |
| ○ Inactive | ○ NA | ▭ Inactive | ▨ Young Pine |
| ■ Recruitment | ✦ Unknown | ▭ Recruitment | |
| | ✕ Non Extant | | |



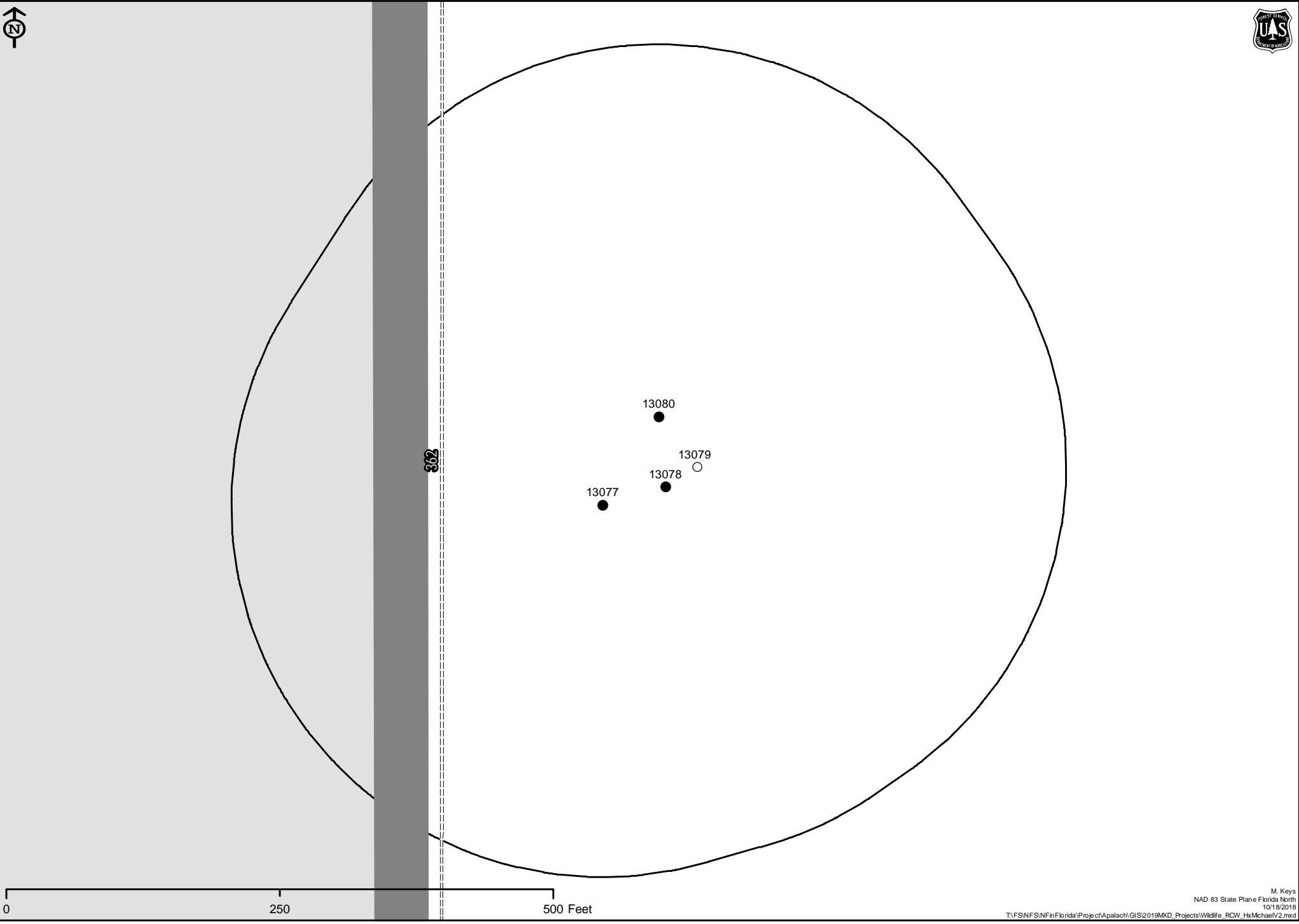
Apalachicola National Forest RCW Assessment

Cluster 248.04

Total Cavity Tree Count

4

- | | | | |
|-------------------|--------------|----------------------|------------------------|
| RCW Tree (Status) | ◇ Unsuitable | RCW Cluster (Status) | Unsuitable RCW habitat |
| ● Active | ○ NA | ▭ Active | ■ Non Pine |
| ○ Inactive | ✚ Unknown | ▭ Inactive | ▨ Young Pine |
| ■ Recruitment | ✕ Non Extant | ▭ Recruitment | ■ Private Land |



0 250 500 Feet

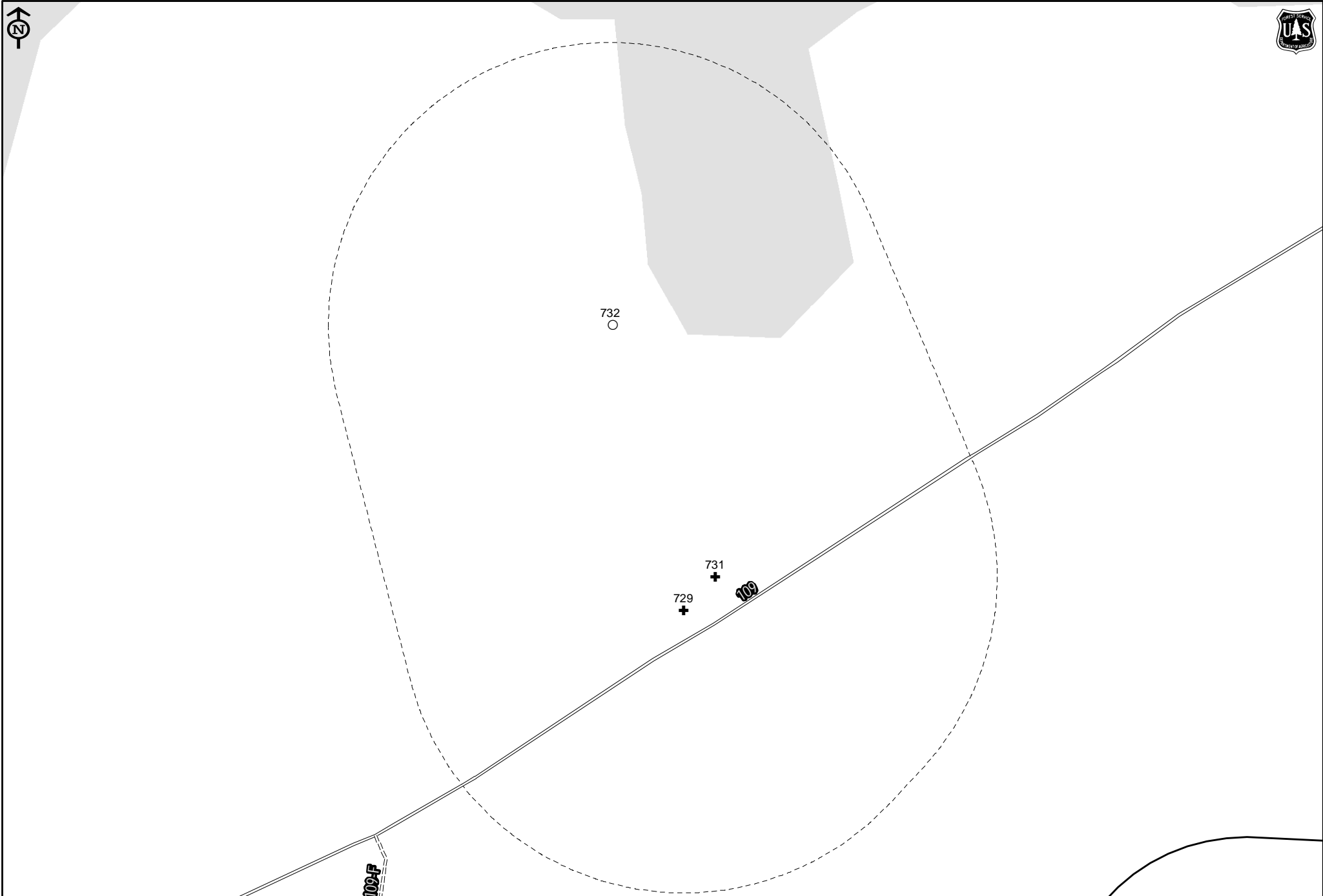
Apalachicola National Forest RCW Assessment

Cluster 26.03

Total Cavity Tree Count

3

- | | | | |
|---------------|--------------|---------------|----------------|
| ● Active | ◇ Unsuitable | ▭ Active | ■ Private Land |
| ○ Inactive | ○ NA | ▭ Inactive | ▨ Young Pine |
| ■ Recruitment | ✚ Unknown | ▭ Recruitment | |
| | ✕ Non Extant | | |



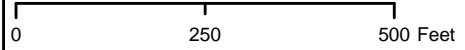
0 250 500 Feet

Apalachicola National Forest RCW Assessment

Cluster 26.04

Total Cavity Tree Count **15**

- | | | | |
|---------------|--------------|---------------|--------------------------|
| ● Active | ◇ Unsuitable | ▭ Active | ■ Unsuitable RCW habitat |
| ○ Inactive | ○ NA | ▭ Inactive | ■ Non Pine |
| ■ Recruitment | ✕ Non Extant | ▭ Recruitment | ■ Young Pine |
| | | | ■ Private Land |



Apalachicola National Forest RCW Assessment

Cluster 26.05

Total Cavity Tree Count 10

- | | | | |
|---------------|--------------|---------------|--------------------------|
| ● Active | ◇ Unsuitable | ▭ Active | ■ Unsuitable RCW habitat |
| ○ Inactive | ○ NA | ▭ Inactive | ■ Non Pine |
| ■ Recruitment | ✚ Unknown | ▭ Recruitment | ■ Young Pine |
| | ✕ Non Extant | | ■ Private Land |



0 250 500 Feet

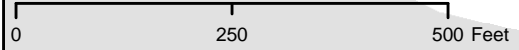
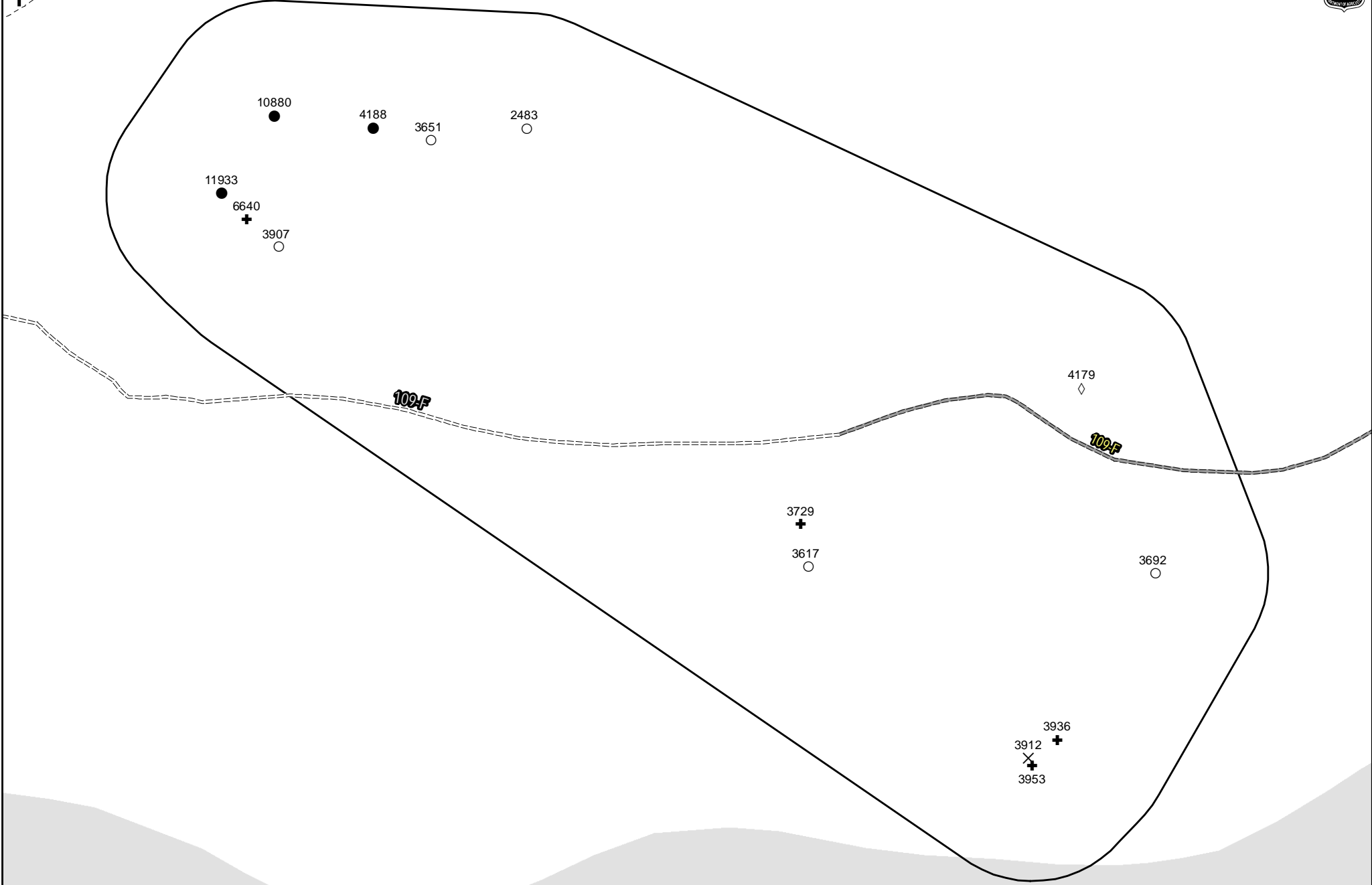
Apalachicola National Forest RCW Assessment

Cluster 27.01

Total Cavity Tree Count

14

- | | | | |
|---------------|--------------|---------------|--------------------------|
| ● Active | ◇ Unsuitable | ▭ Active | ▭ Unsuitable RCW habitat |
| ○ Inactive | ○ NA | ▭ Inactive | ▭ Non Pine |
| ■ Recruitment | ✚ Unknown | ▭ Recruitment | ▭ Young Pine |
| | ✕ Non Extant | | ▭ Private Land |

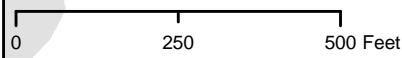
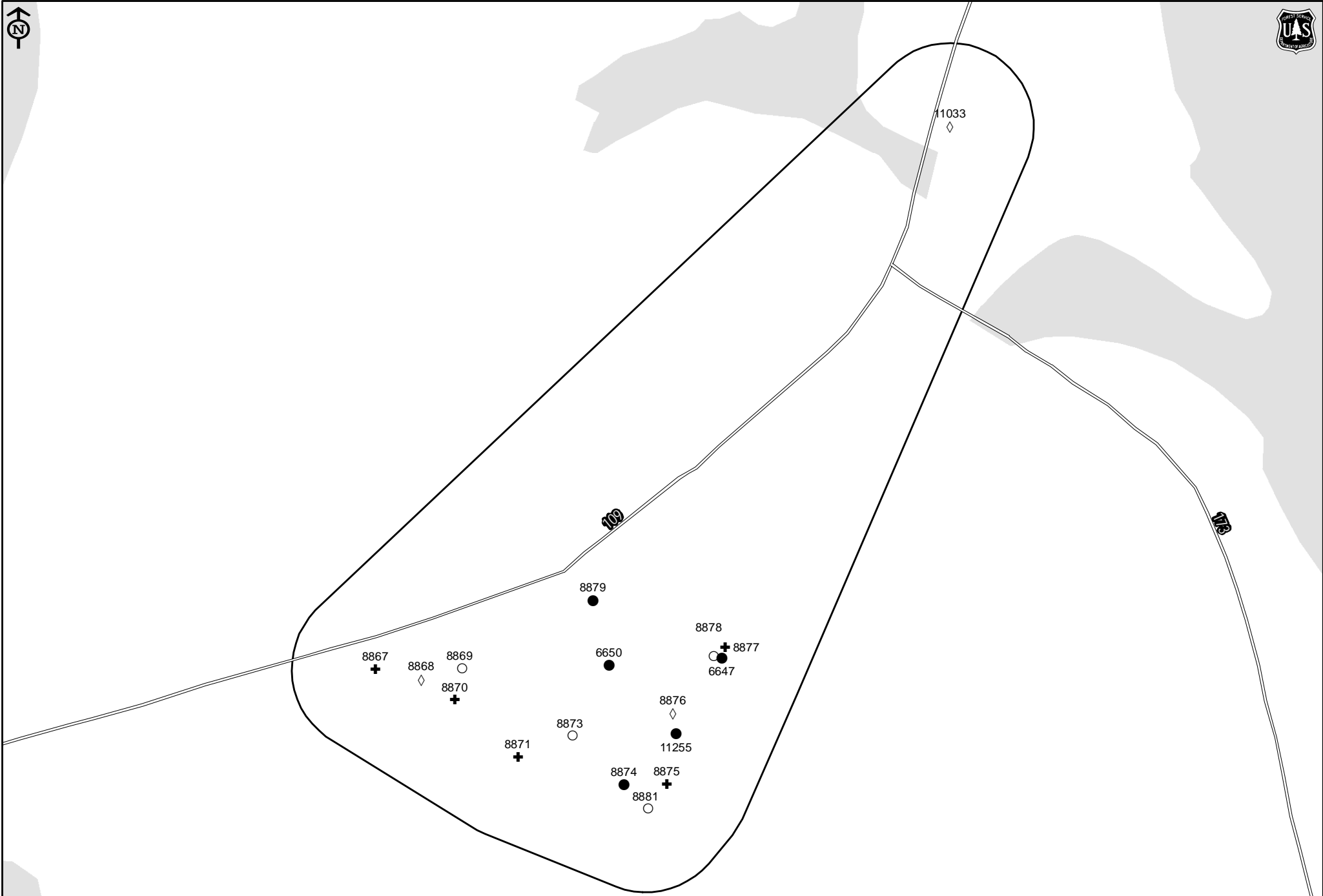


Apalachicola National Forest RCW Assessment

Cluster 27.03

Total Cavity Tree Count 17

- | | | | |
|-------------------|--------------|----------------------|------------------------|
| RCW Tree (Status) | ◇ Unsuitable | RCW Cluster (Status) | Unsuitable RCW habitat |
| ● Active | ○ NA | ▭ Active | ■ Non Pine |
| ○ Inactive | ✚ Unknown | ▭ Inactive | ▨ Young Pine |
| ■ Recruitment | ✕ Non Extant | ▭ Recruitment | ■ Private Land |




Apalachicola National Forest RCW Assessment

Cluster 27.04

Total Cavity Tree Count

17

- | | | | |
|-------------------|--------------|----------------------|------------------------|
| RCW Tree (Status) | ◇ Unsuitable | RCW Cluster (Status) | Unsuitable RCW habitat |
| ● Active | ○ NA | ▭ Active | ■ Non Pine |
| ○ Inactive | ✚ Unknown | ▭ Inactive | ▨ Young Pine |
| ■ Recruitment | ✕ Non Extant | ▭ Recruitment | ■ Private Land |




Apalachicola National Forest RCW Assessment

Cluster 27.05

Total Cavity Tree Count **18**

- | | | | |
|---------------|--------------|---------------|--------------------------|
| ● Active | ◇ Unsuitable | ▭ Active | ■ Unsuitable RCW habitat |
| ○ Inactive | ○ NA | ▭ Inactive | ■ Non Pine |
| ■ Recruitment | ✚ Unknown | ▭ Recruitment | ■ Young Pine |
| | ✕ Non Extant | | ■ Private Land |

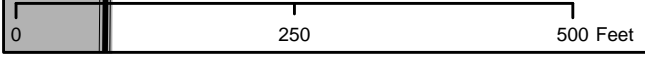
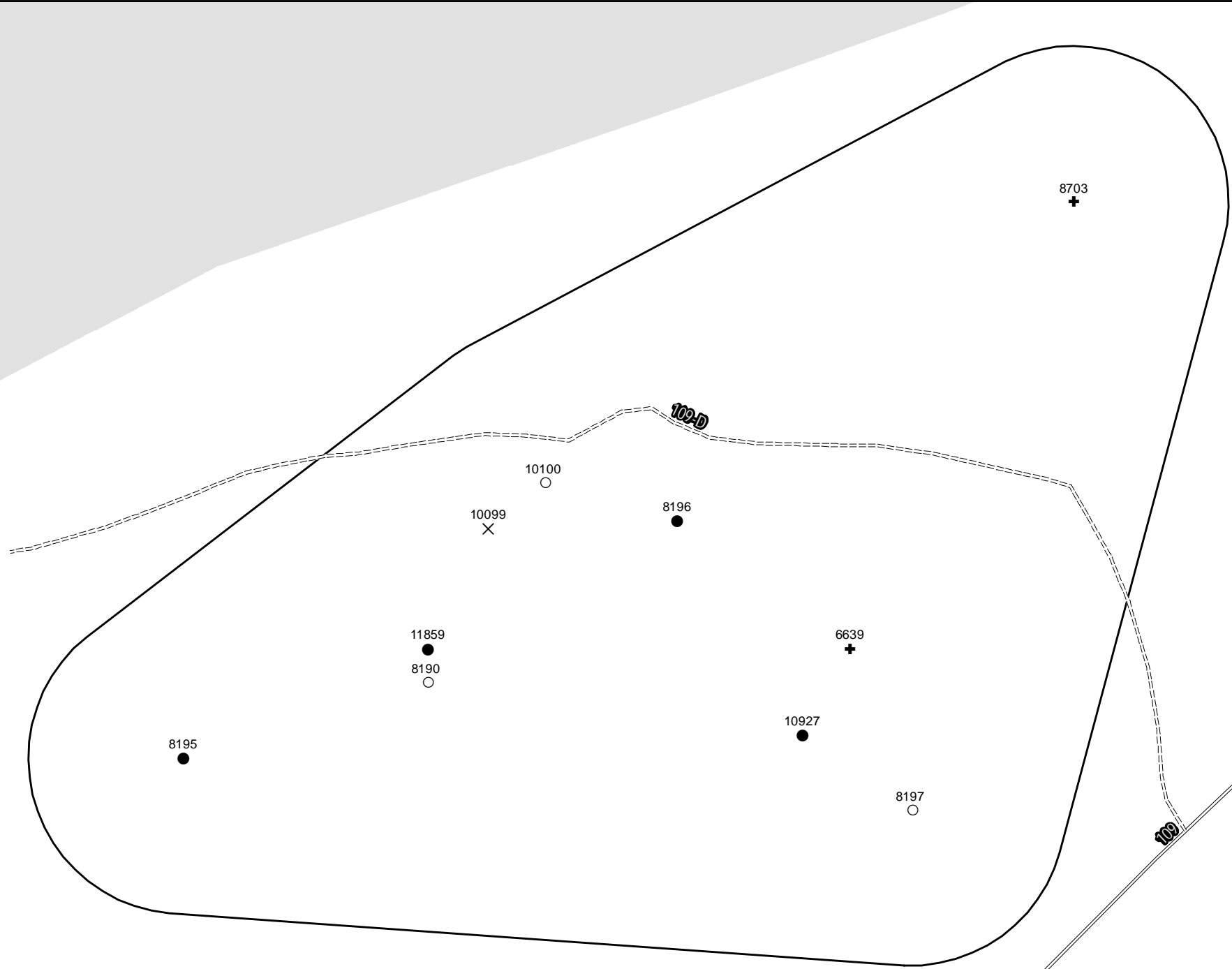


Apalachicola National Forest RCW Assessment

Cluster 28.01

Total Cavity Tree Count **10**

- | | | | |
|---------------|--------------|---------------|----------------|
| ● Active | ◇ Unsuitable | ▭ Active | ■ Private Land |
| ○ Inactive | ○ NA | ▭ Inactive | ▨ Young Pine |
| ■ Recruitment | ✕ Non Extant | ▭ Recruitment | |
| | | | ■ Non Pine |

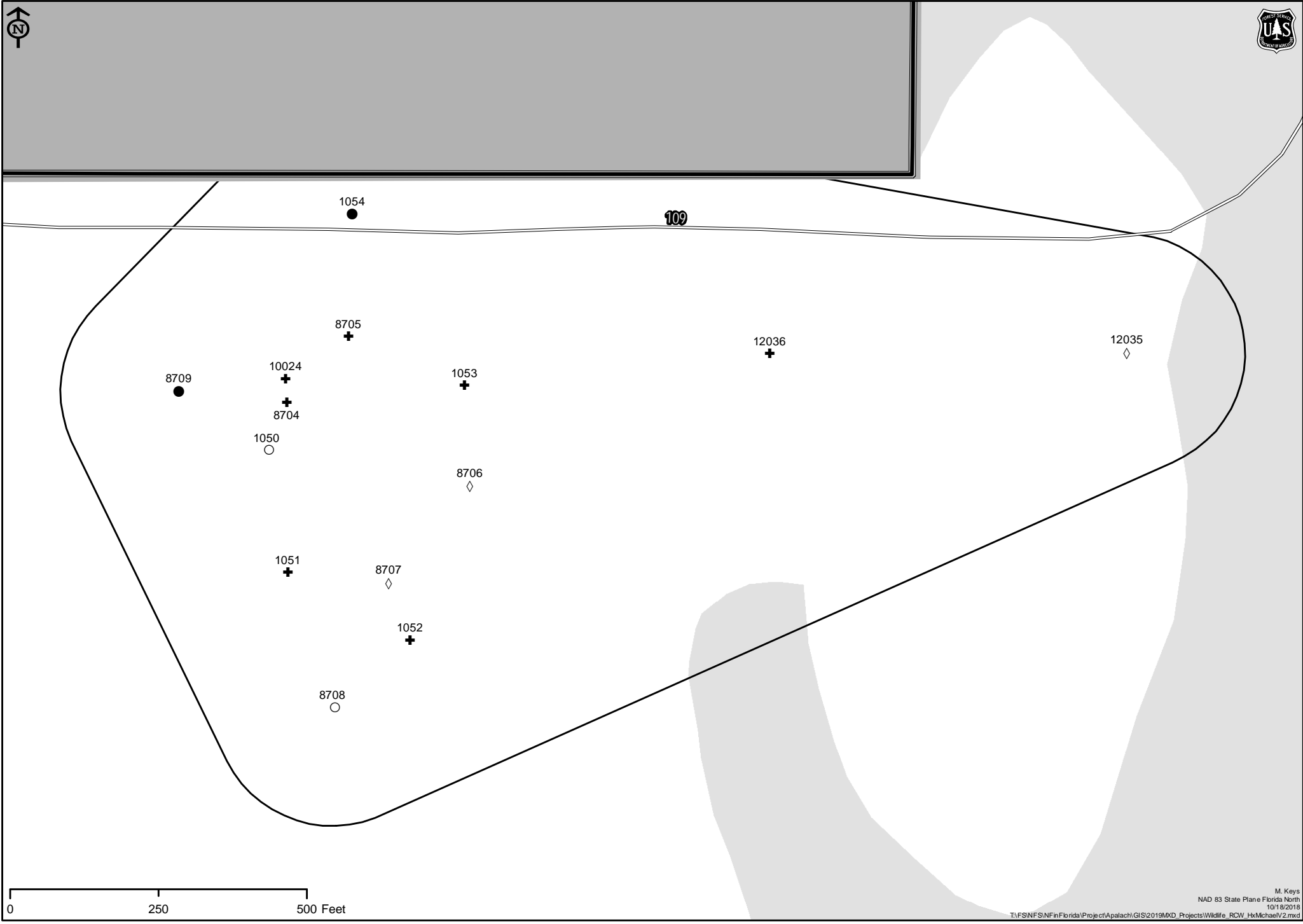


Apalachicola National Forest RCW Assessment

Cluster 28.02

Total Cavity Tree Count 14

- | | | | | | | | | | | | | |
|----------|------------|---------------|--------------|------|-----------|--------------|----------|------------|---------------|--------------------------|--------------|----------------|
| ● Active | ○ Inactive | ■ Recruitment | ◇ Unsuitable | ○ NA | ✚ Unknown | ✕ Non Extant | ▭ Active | ▭ Inactive | ▭ Recruitment | ▭ Unsuitable RCW habitat | | |
| | | | | | | | | | | ▭ Non Pine | ▭ Young Pine | ▭ Private Land |



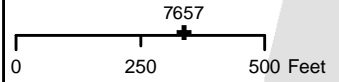
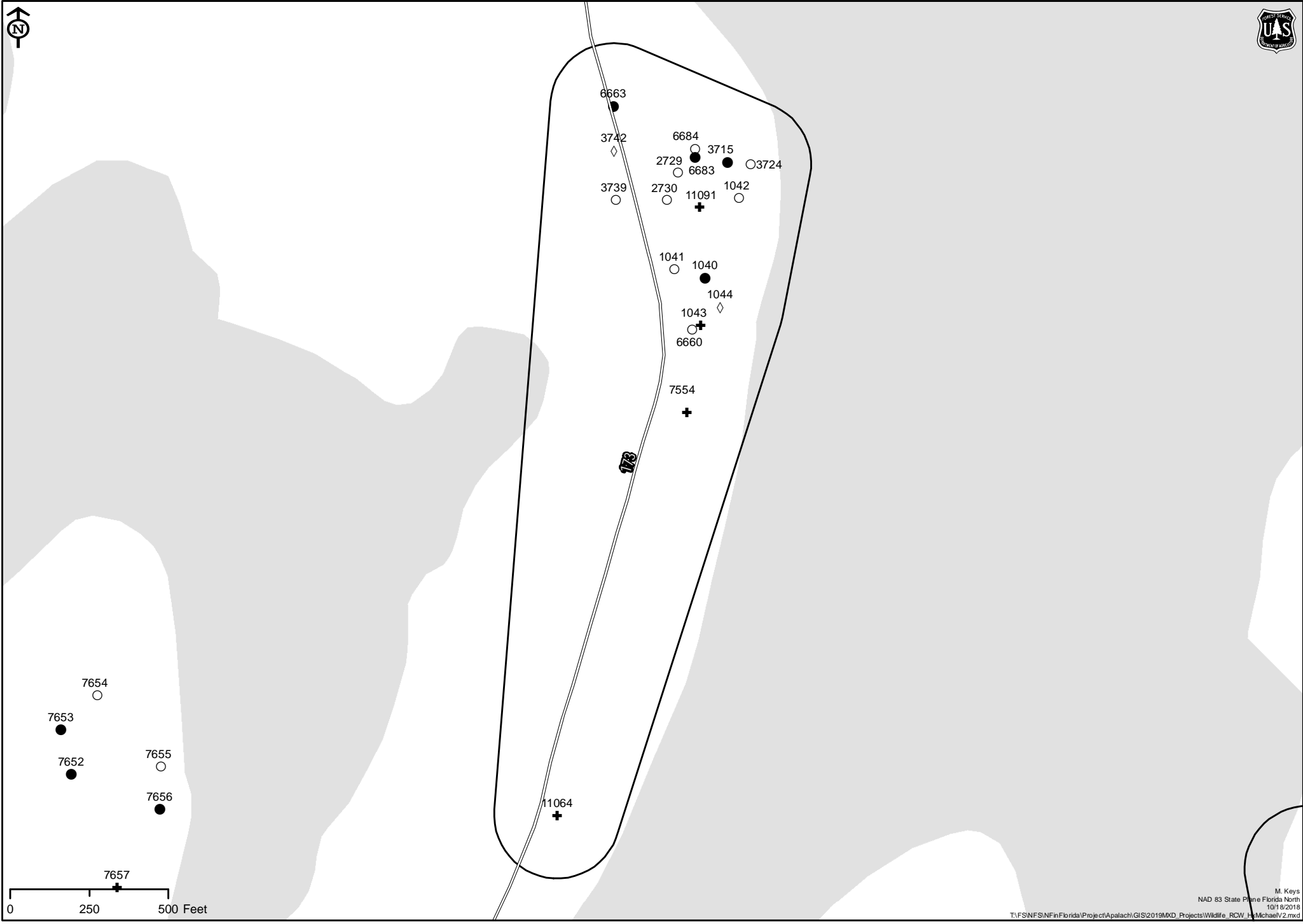
0 250 500 Feet

Apalachicola National Forest RCW Assessment

Cluster 28.06

Total Cavity Tree Count **18**

- | | | | |
|---------------|--------------|---------------|--------------------------|
| ● Active | ◇ Unsuitable | ▭ Active | ■ Unsuitable RCW habitat |
| ○ Inactive | ○ NA | ▭ Inactive | ■ Non Pine |
| ■ Recruitment | ✚ Unknown | ▭ Recruitment | ■ Young Pine |
| | ✕ Non Extant | | ■ Private Land |




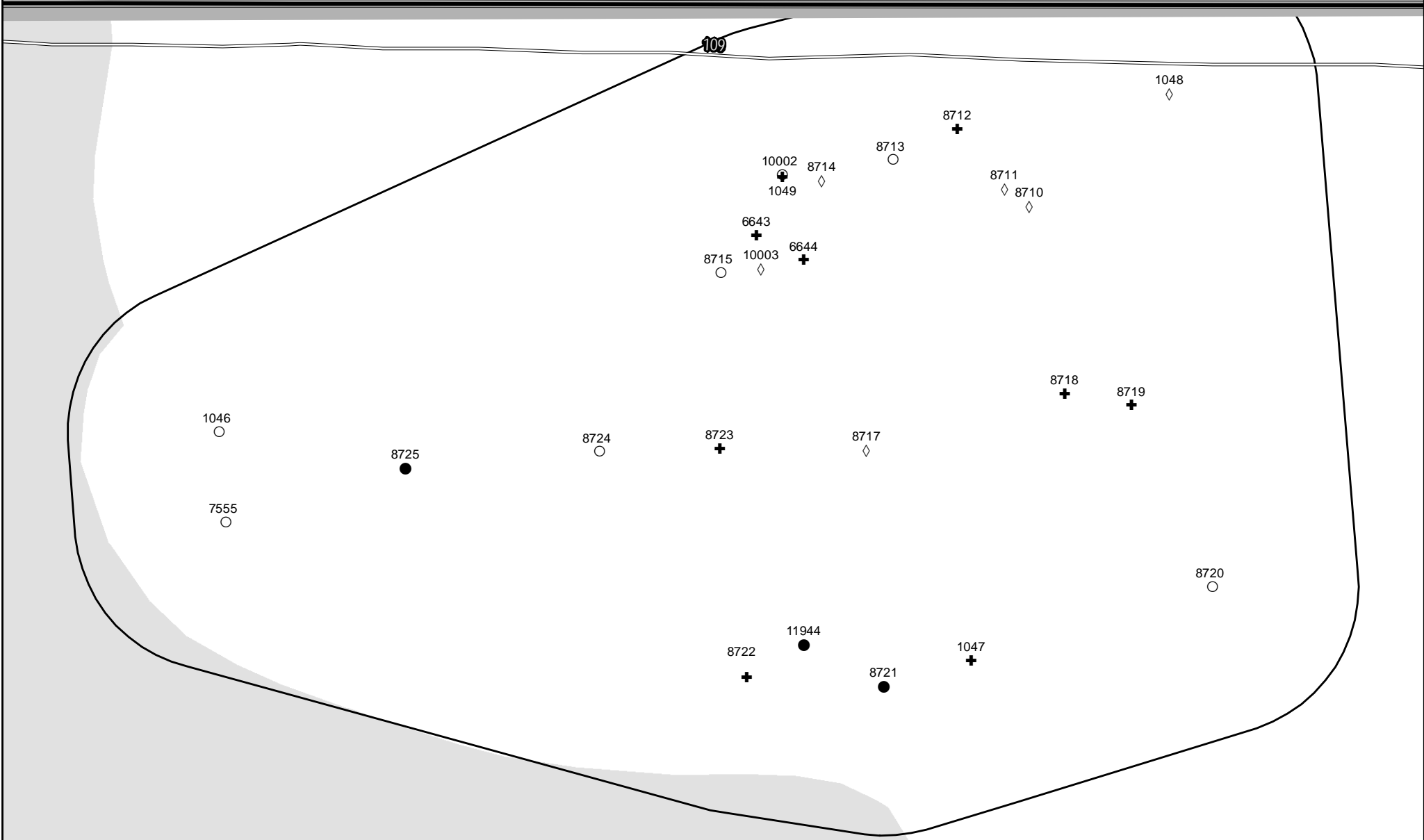
Apalachicola National Forest RCW Assessment

Cluster 28.08

Total Cavity Tree Count

25

- | | | | |
|---------------|--------------|---------------|--------------------------|
| ● Active | ◇ Unsuitable | ▭ Active | ■ Unsuitable RCW habitat |
| ○ Inactive | ○ NA | ▭ Inactive | ■ Non Pine |
| ■ Recruitment | ✦ Unknown | ▭ Recruitment | ■ Young Pine |
| | ✦ Non Extant | | ■ Private Land |



Apalachicola National Forest RCW Assessment

Cluster 28.09

Total Cavity Tree Count

7

- | | | | |
|-------------------|--------------|----------------------|------------------------|
| RCW Tree (Status) | ◇ Unsuitable | RCW Cluster (Status) | Unsuitable RCW habitat |
| ● Active | ○ NA | ▭ Active | ■ Non Pine |
| ○ Inactive | ✚ Unknown | ▭ Inactive | ▨ Young Pine |
| ■ Recruitment | ✕ Non Extant | ▭ Recruitment | ■ Private Land |



0 250 500 Feet

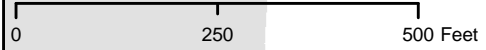
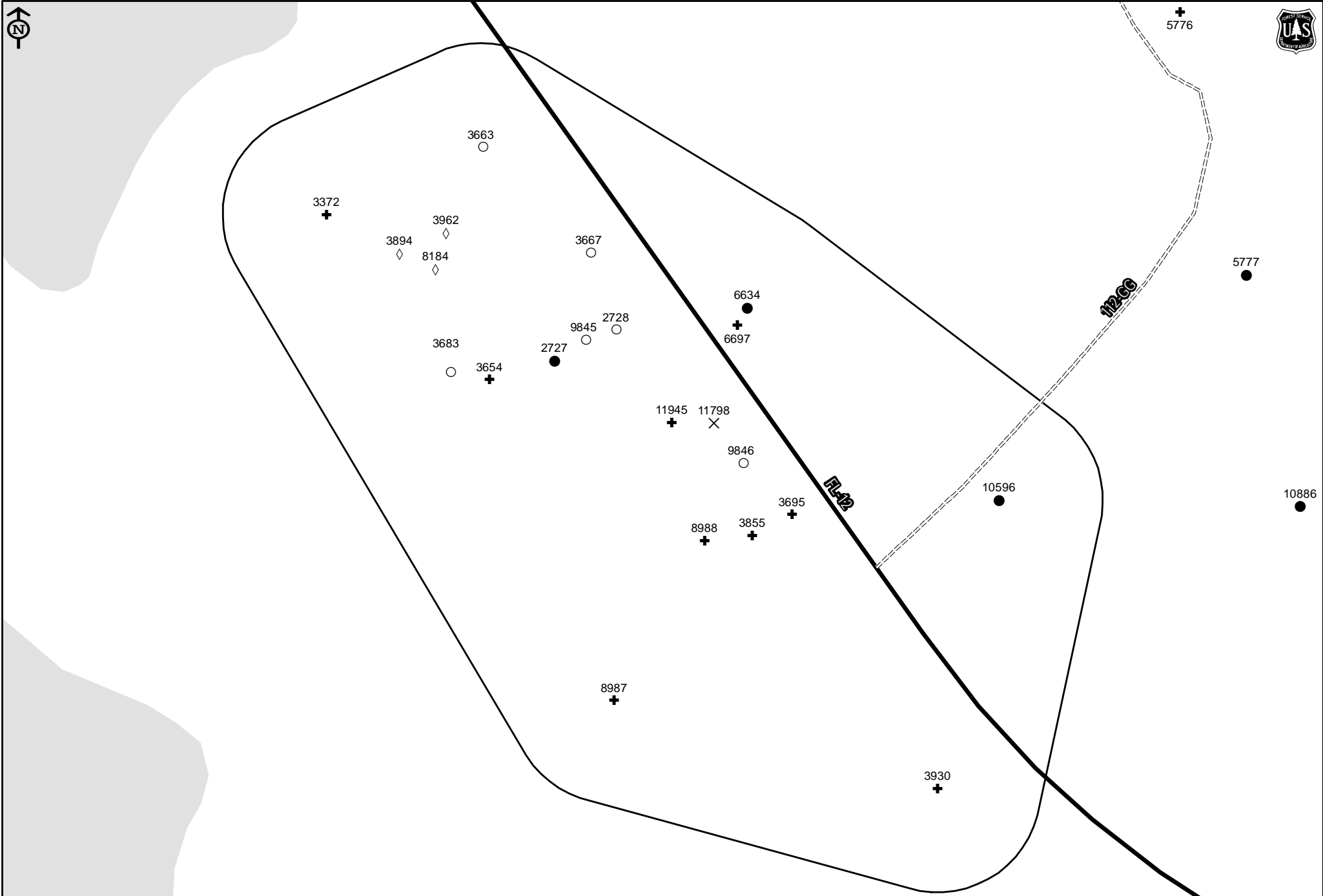
Apalachicola National Forest RCW Assessment

Cluster 29.03

Total Cavity Tree Count

22

- | | | | |
|---------------|--------------|---------------|--------------------------|
| ● Active | ◇ Unsuitable | ▭ Active | ■ Unsuitable RCW habitat |
| ○ Inactive | ○ NA | ▭ Inactive | ▨ Non Pine |
| ■ Recruitment | ✦ Unknown | ▭ Recruitment | ▨ Young Pine |
| | ✕ Non Extant | | ■ Private Land |


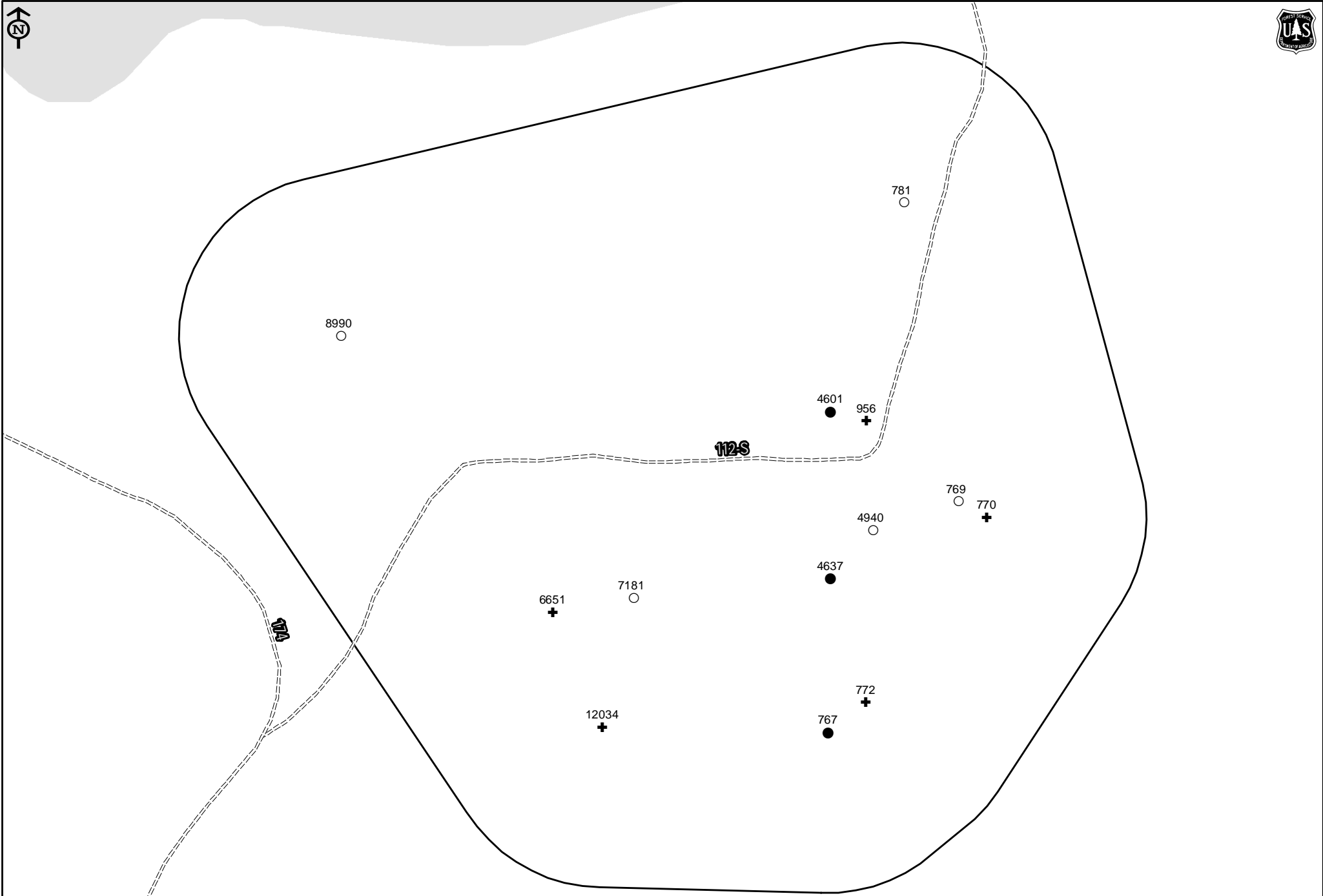


Apalachicola National Forest RCW Assessment

Cluster 29.04

Total Cavity Tree Count **13**

- | | | | |
|---------------|--------------|---------------|----------------|
| ● Active | ◇ Unsuitable | ▭ Active | ■ Private Land |
| ○ Inactive | ○ NA | ▭ Inactive | ▨ Young Pine |
| ■ Recruitment | ✚ Unknown | ▭ Recruitment | |
| | ✕ Non Extant | | |

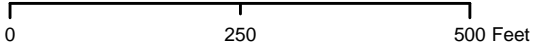


Apalachicola National Forest RCW Assessment

Cluster 29.05

Total Cavity Tree Count 13

- | | | | |
|---------------|--------------|---------------|--------------------------|
| ● Active | ◇ Unsuitable | ▭ Active | ▭ Unsuitable RCW habitat |
| ○ Inactive | ○ NA | ▭ Inactive | ▭ Non Pine |
| ■ Recruitment | ✚ Unknown | ▭ Recruitment | ▭ Young Pine |
| | ✕ Non Extant | | ▭ Private Land |



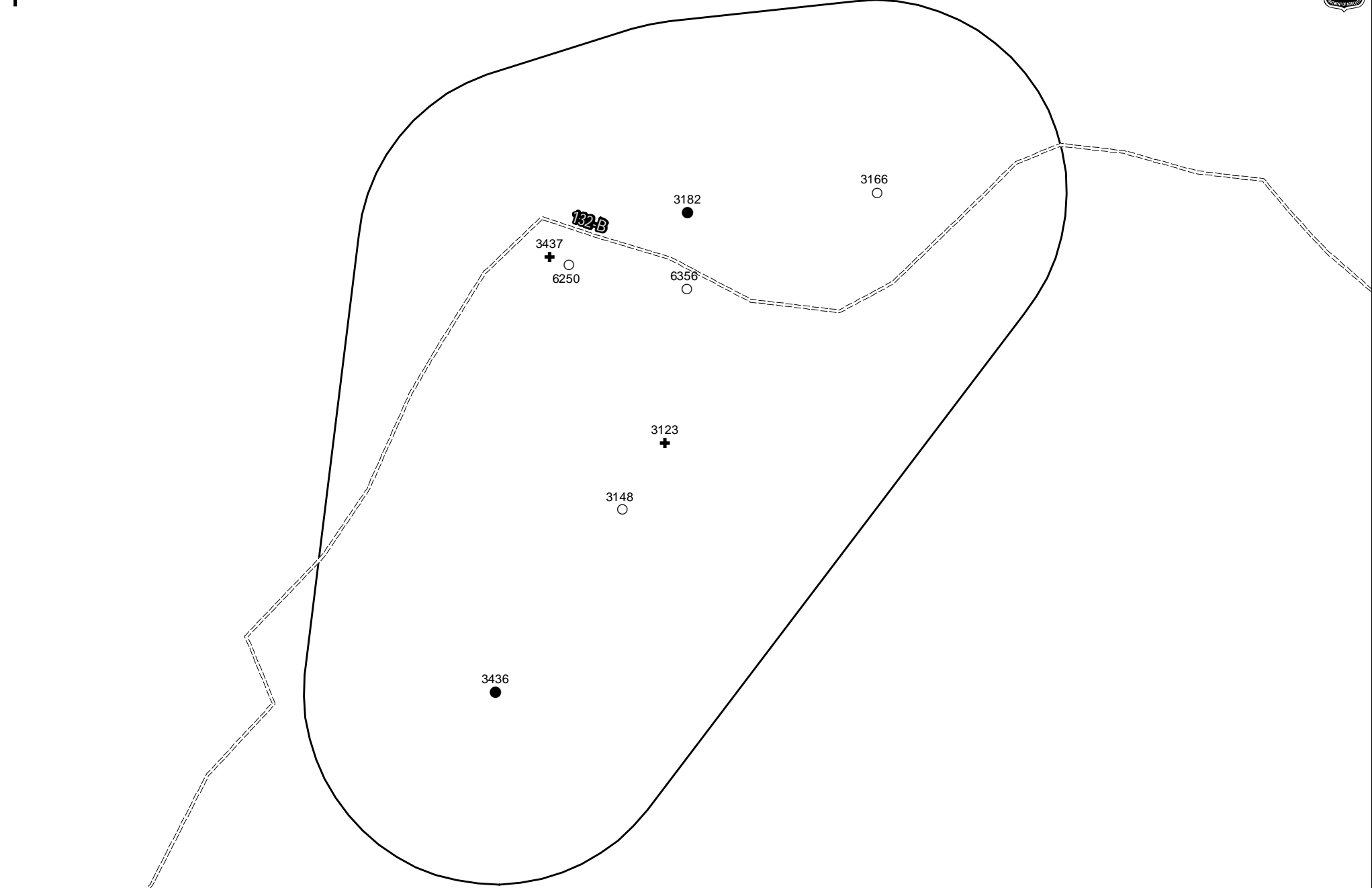
Apalachicola National Forest RCW Assessment

Cluster 3.02

Total Cavity Tree Count

8

- | | | | |
|---------------|--------------|---------------|----------------|
| ● Active | ◇ Unsuitable | ▭ Active | ■ Private Land |
| ○ Inactive | ○ NA | ▭ Inactive | ▨ Young Pine |
| ■ Recruitment | ✦ Unknown | ▭ Recruitment | |
| | ✕ Non Extant | | |



0 250 500 Feet

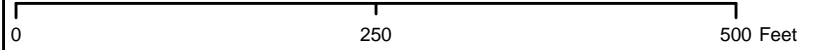
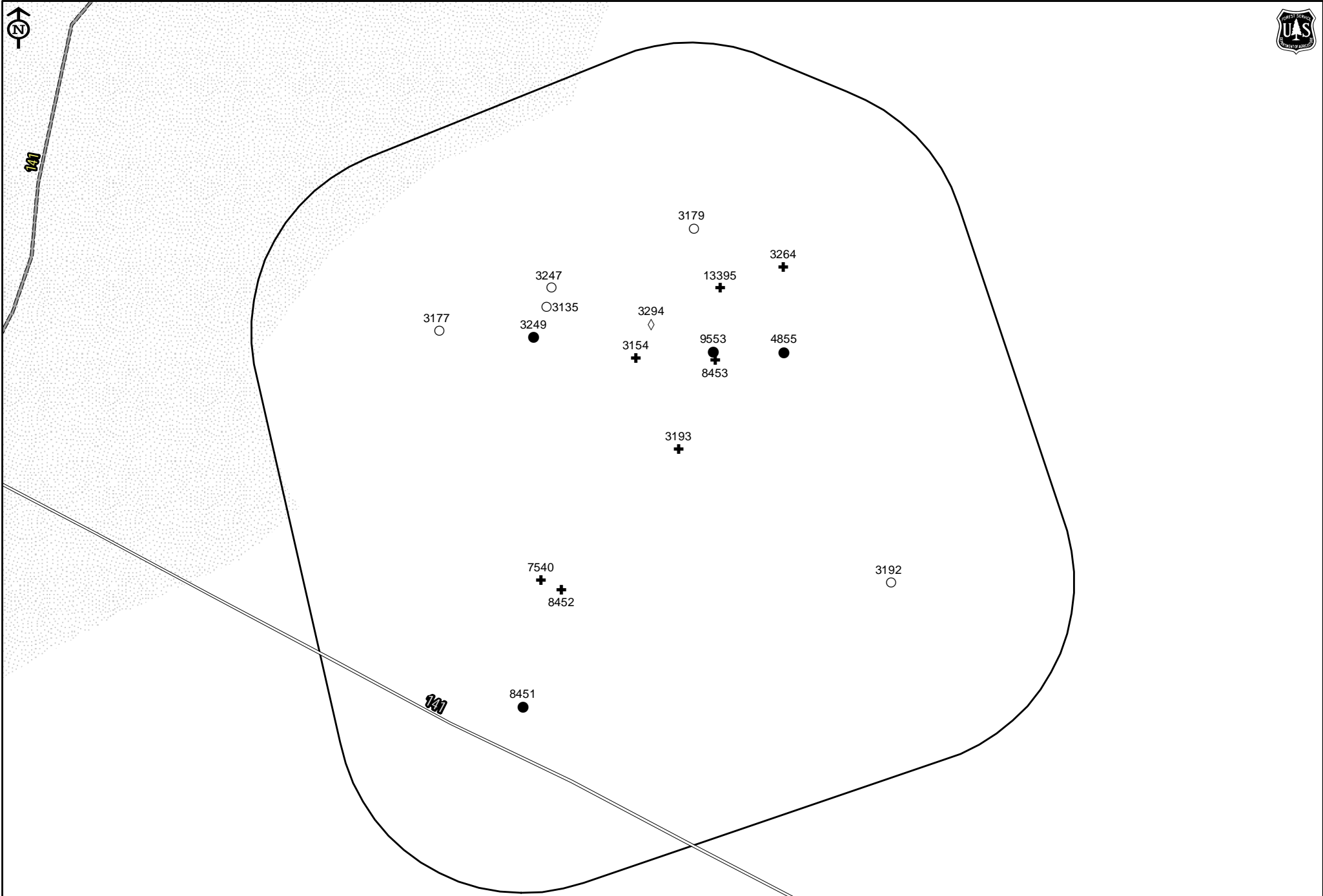
Apalachicola National Forest RCW Assessment

Cluster 30.02

Total Cavity Tree Count

17

- | | | | |
|---------------|--------------|---------------|----------------|
| ● Active | ◇ Unsuitable | ▭ Active | ▭ Non Pine |
| ○ Inactive | ○ NA | ▭ Inactive | ▨ Young Pine |
| ■ Recruitment | ✚ Unknown | ▭ Recruitment | ■ Private Land |
| | ✕ Non Extant | | |


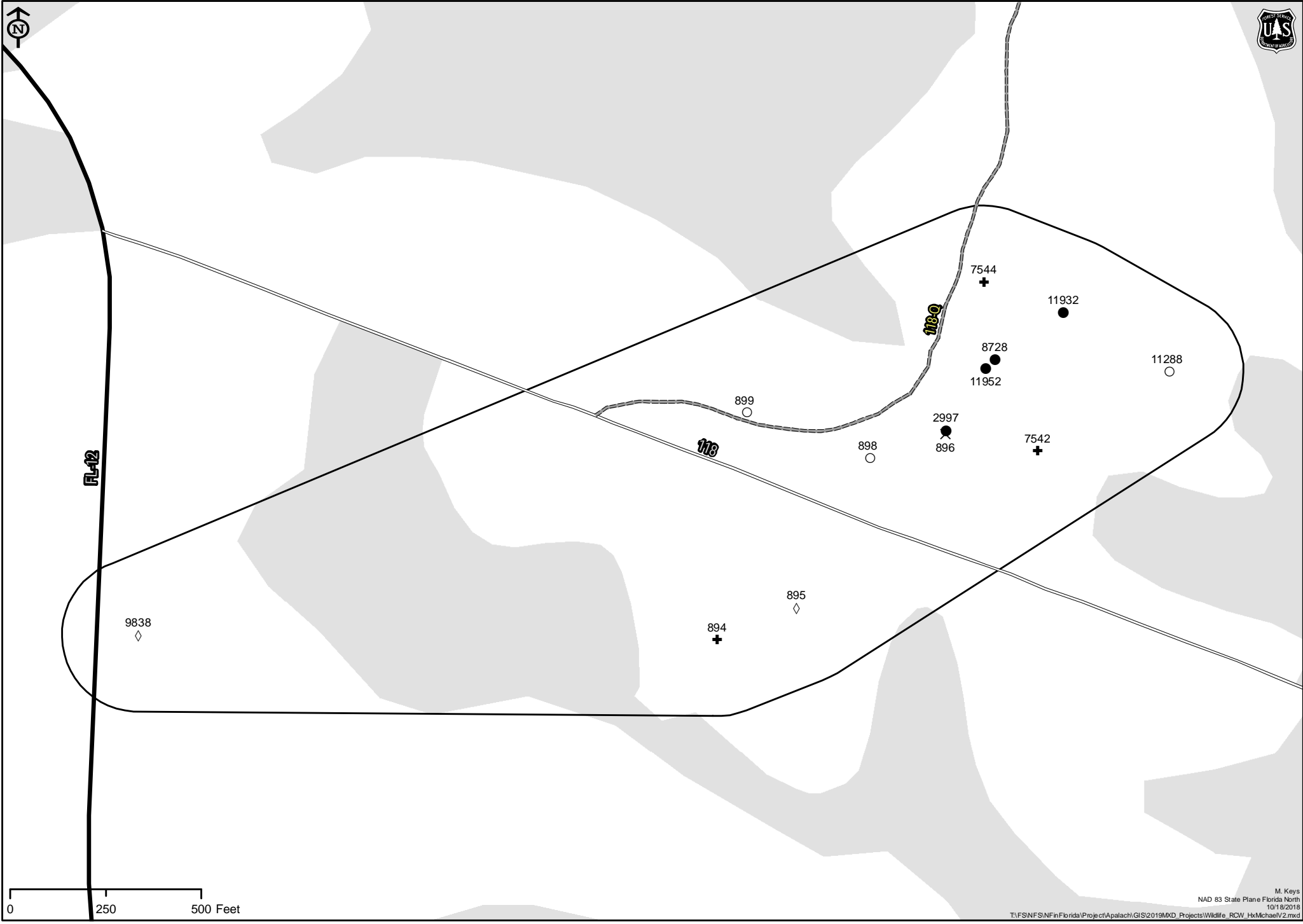


Apalachicola National Forest RCW Assessment

Cluster 30.07

Total Cavity Tree Count **13**

- | | | | |
|---------------|--------------|---------------|--------------------------|
| ● Active | ◇ Unsuitable | ◻ Active | ◻ Unsuitable RCW habitat |
| ○ Inactive | ○ NA | ◻ Inactive | ◻ Non Pine |
| ■ Recruitment | ✚ Unknown | ◻ Recruitment | ◻ Young Pine |
| | ✕ Non Extant | | ◻ Private Land |

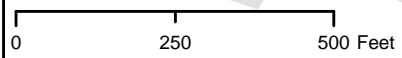
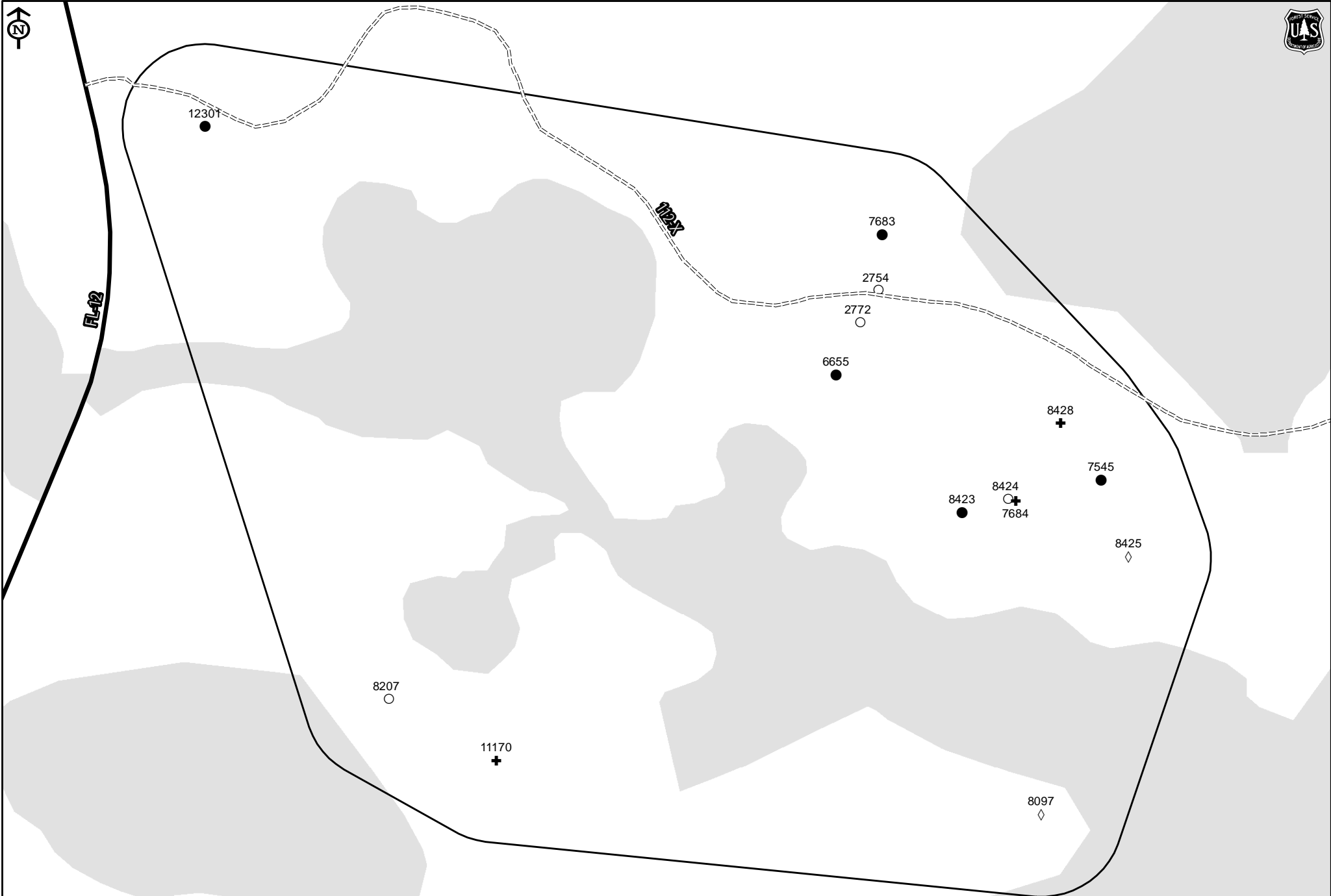


Apalachicola National Forest RCW Assessment

Cluster 30.08

Total Cavity Tree Count **14**

- | | | | |
|---------------|--------------|---------------|--------------------------|
| ● Active | ◇ Unsuitable | ▭ Active | ■ Unsuitable RCW habitat |
| ○ Inactive | ○ NA | ▭ Inactive | ■ Non Pine |
| ■ Recruitment | ✚ Unknown | ▭ Recruitment | ■ Young Pine |
| | ✕ Non Extant | | ■ Private Land |



Apalachicola National Forest RCW Assessment

Cluster 30.11

Total Cavity Tree Count **20**

- | | | | |
|---------------|--------------|---------------|--------------------------|
| ● Active | ◇ Unsuitable | ▭ Active | ■ Unsuitable RCW habitat |
| ○ Inactive | ○ NA | ▭ Inactive | ■ Non Pine |
| ■ Recruitment | ✚ Unknown | ▭ Recruitment | ■ Young Pine |
| | ✕ Non Extant | | ■ Private Land |



0 250 500 Feet

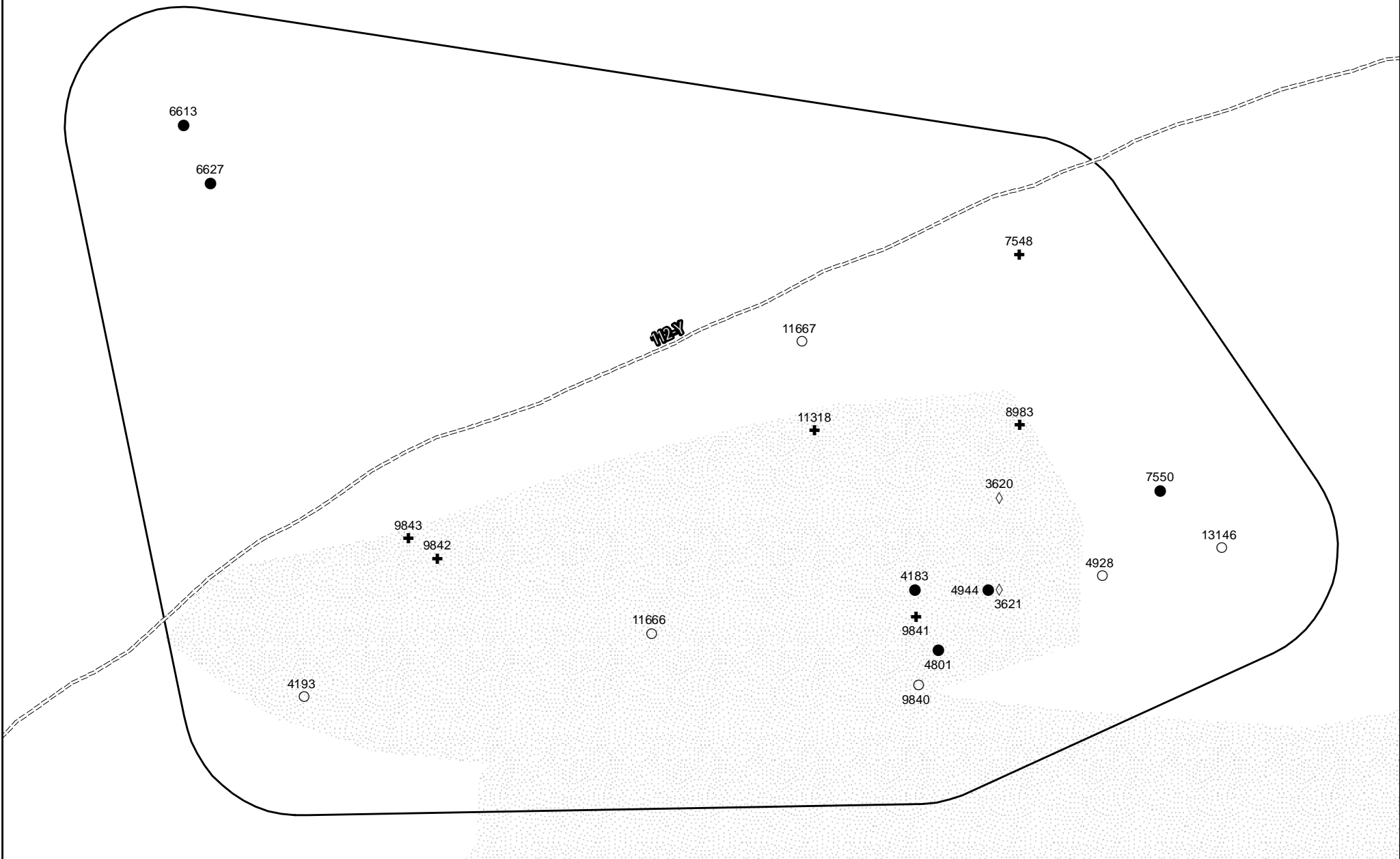
Apalachicola National Forest RCW Assessment

Cluster 30.14

Total Cavity Tree Count

20

- | | | | |
|---------------|--------------|---------------|--------------------------|
| ● Active | ◇ Unsuitable | ▭ Active | ■ Unsuitable RCW habitat |
| ○ Inactive | ○ NA | ▭ Inactive | ■ Non Pine |
| ■ Recruitment | ✦ Unknown | ▭ Recruitment | ■ Young Pine |
| | ✦ Non Extant | | ■ Private Land |



0 250 500 Feet

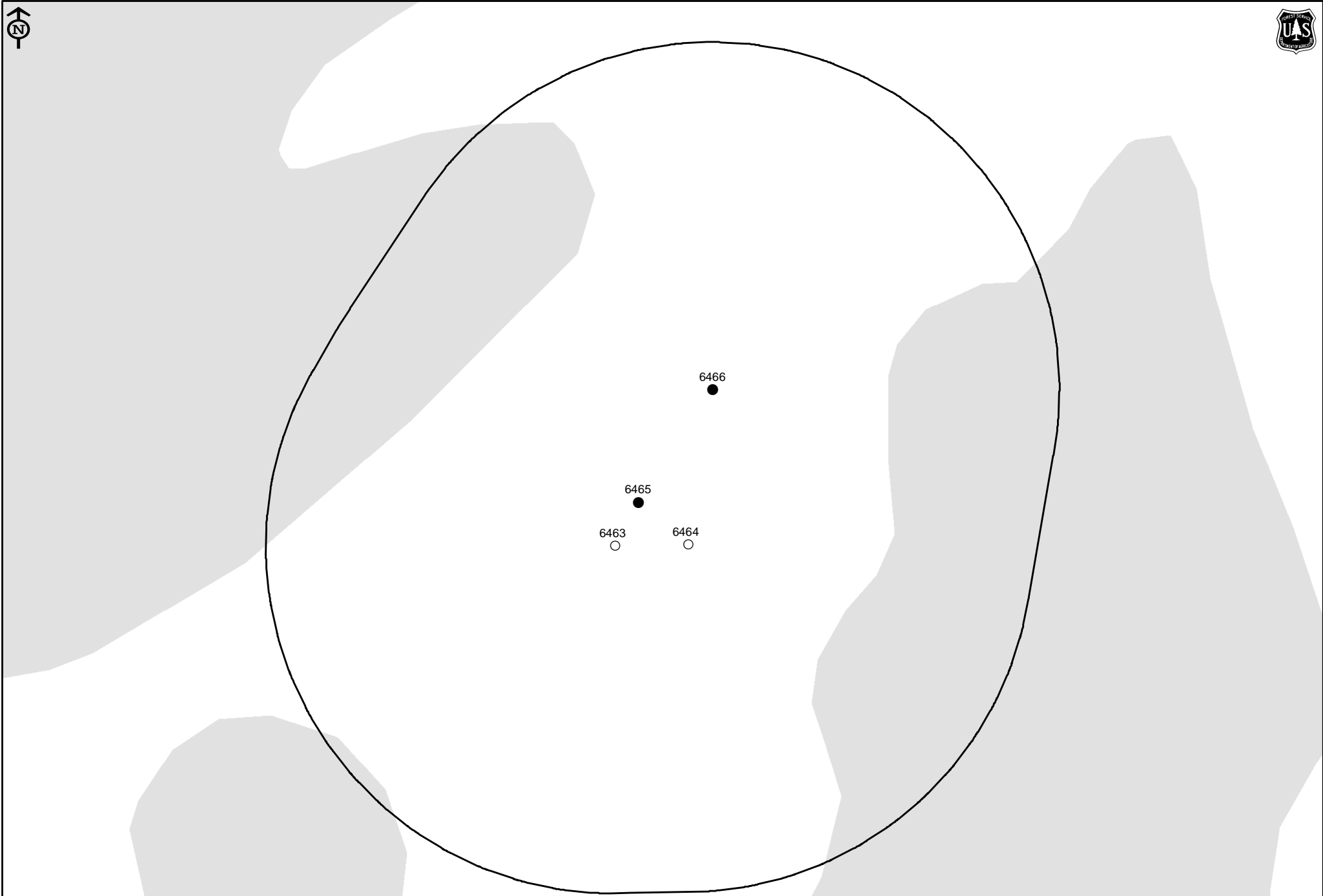
Apalachicola National Forest RCW Assessment

Cluster 301.01

Total Cavity Tree Count

4

- | | | | |
|---------------|--------------|---------------|----------------|
| ● Active | ◇ Unsuitable | ▭ Active | ■ Private Land |
| ○ Inactive | ○ NA | ▭ Inactive | ▨ Young Pine |
| ■ Recruitment | ✚ Unknown | ▭ Recruitment | |
| | ✕ Non Extant | | |



0 250 500 Feet

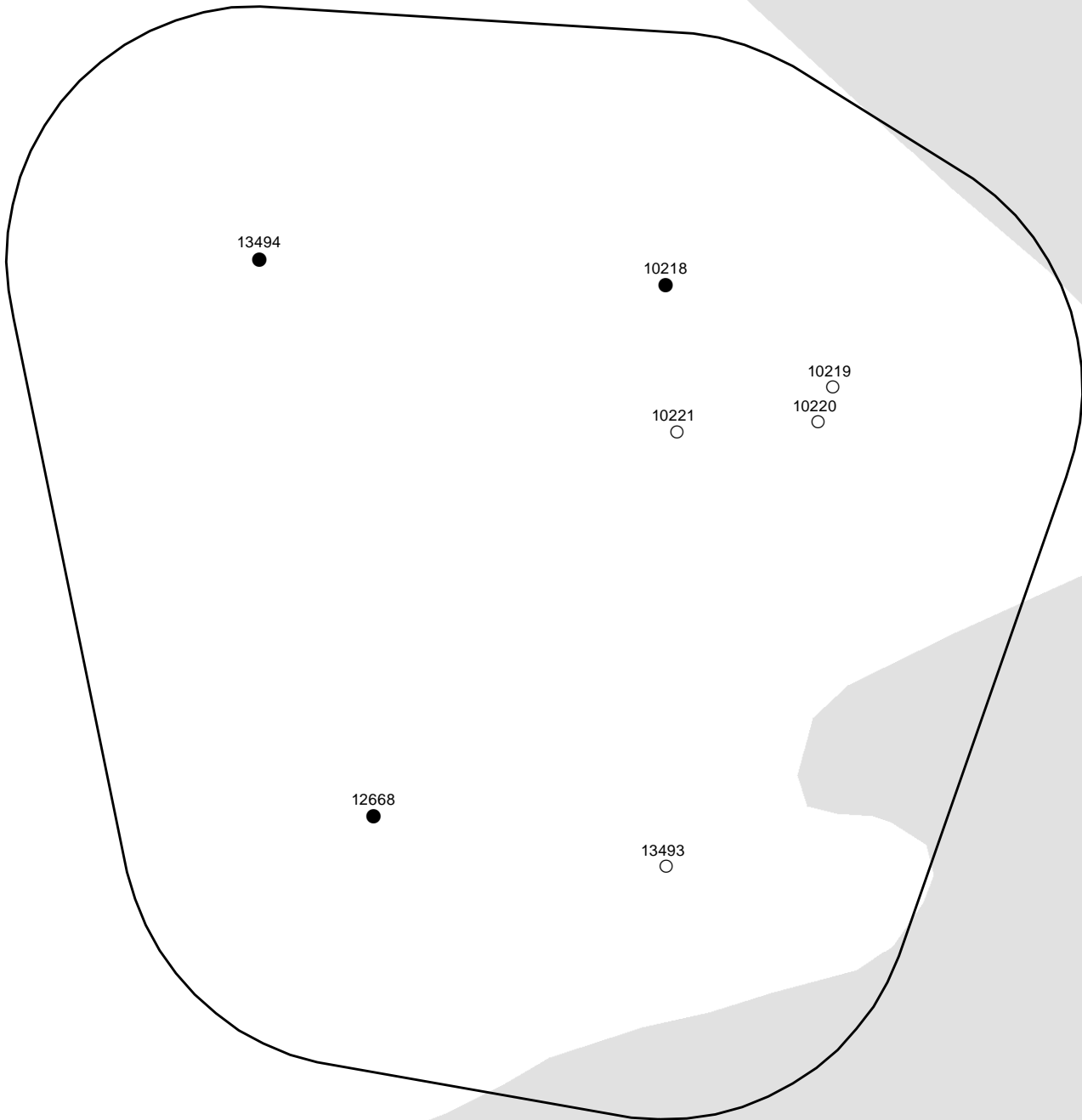
Apalachicola National Forest RCW Assessment

Cluster 302.01

Total Cavity Tree Count

7

- | | | | |
|-------------------|--------------|----------------------|------------------------|
| RCW Tree (Status) | ◇ Unsuitable | RCW Cluster (Status) | Unsuitable RCW habitat |
| ● Active | ○ NA | ▭ Active | ■ Non Pine |
| ○ Inactive | ✚ Unknown | ▭ Inactive | ▨ Young Pine |
| ■ Recruitment | ✕ Non Extant | ▭ Recruitment | ■ Private Land |



0 250 500 Feet

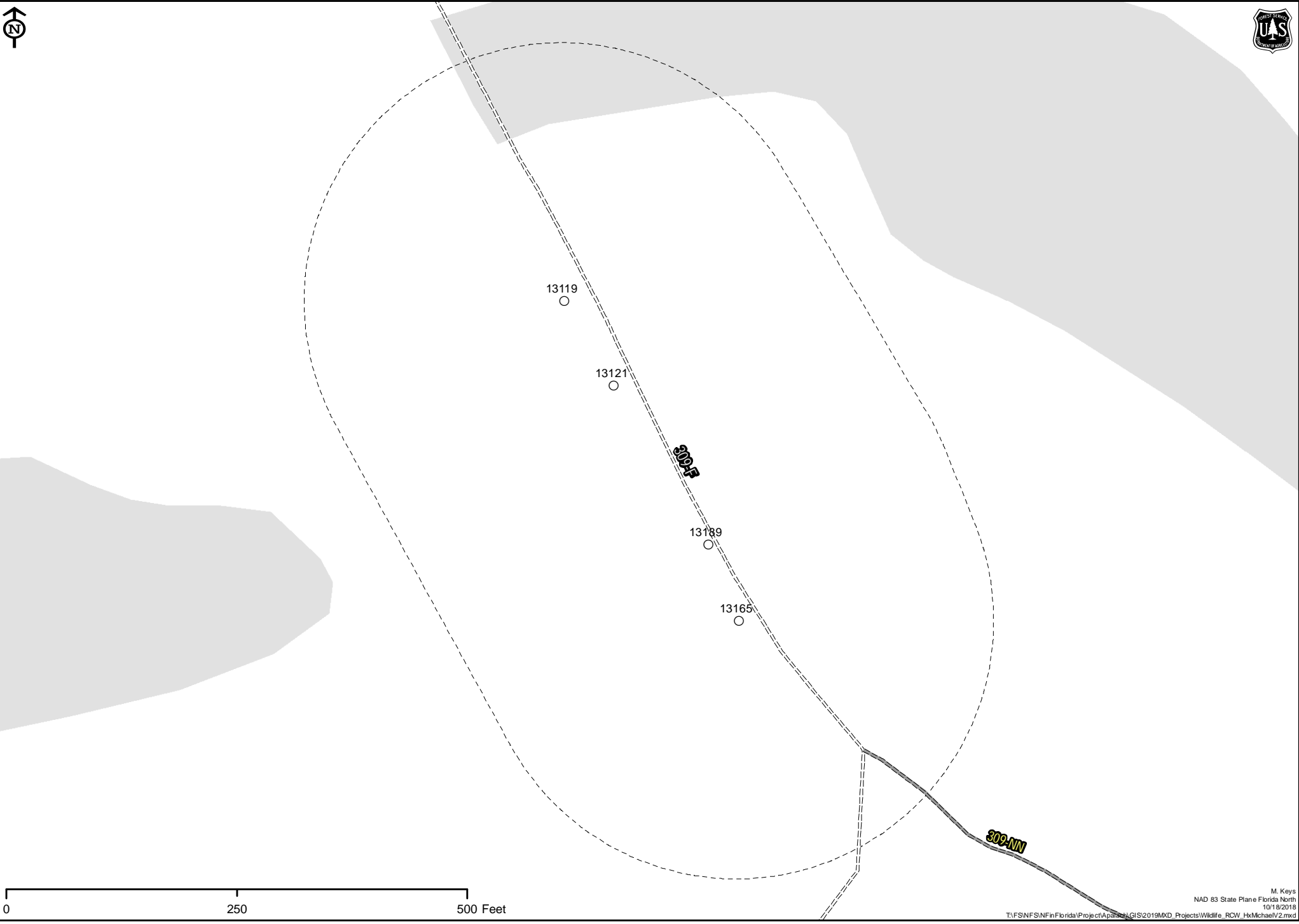
Apalachicola National Forest RCW Assessment

Cluster 302.02

Total Cavity Tree Count

4

- | | | | |
|---------------|--------------|---------------|--------------------------|
| ● Active | ◇ Unsuitable | ▭ Active | ■ Unsuitable RCW habitat |
| ○ Inactive | ○ NA | ▭ Inactive | ■ Non Pine |
| ■ Recruitment | ✕ Non Extant | ▭ Recruitment | ■ Young Pine |
| | | | ■ Private Land |



Apalachicola National Forest RCW Assessment

Cluster 302.03

Total Cavity Tree Count

9

- | | | | |
|---------------|--------------|---------------|----------------|
| ● Active | ◇ Unsuitable | ▭ Active | ■ Private Land |
| ○ Inactive | ○ NA | ▭ Inactive | ▨ Young Pine |
| ■ Recruitment | ✚ Unknown | ▭ Recruitment | |
| | ✕ Non Extant | | |




Apalachicola National Forest RCW Assessment

Cluster 302.04

Total Cavity Tree Count

8

- | | | | |
|---------------|--------------|---------------|----------------|
| ● Active | ◇ Unsuitable | ▭ Active | ■ Private Land |
| ○ Inactive | ○ NA | ▭ Inactive | ▨ Non Pine |
| ■ Recruitment | ✚ Unknown | ▭ Recruitment | ▨ Young Pine |
| | ✕ Non Extant | | |



Apalachicola National Forest RCW Assessment

Cluster 302.06

Total Cavity Tree Count

7

- | | | | |
|---------------|--------------|---------------|----------------|
| ● Active | ◇ Unsuitable | ▭ Active | ■ Private Land |
| ○ Inactive | ○ NA | ▭ Inactive | ▨ Non Pine |
| ■ Recruitment | ✚ Unknown | ▭ Recruitment | ▨ Young Pine |
| | ✕ Non Extant | | |



0 250 500 Feet

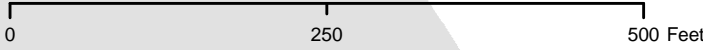
Apalachicola National Forest RCW Assessment

Cluster 302.07

Total Cavity Tree Count

6

- | | | | |
|---------------|--------------|---------------|--------------------------|
| ● Active | ◇ Unsuitable | ▭ Active | ■ Unsuitable RCW habitat |
| ○ Inactive | ○ NA | ▭ Inactive | ■ Non Pine |
| ■ Recruitment | ✚ Unknown | ▭ Recruitment | ■ Young Pine |
| | ✕ Non Extant | | ■ Private Land |



Apalachicola National Forest RCW Assessment

Cluster 302.08

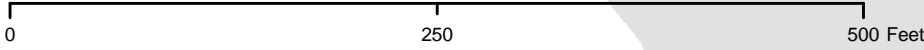
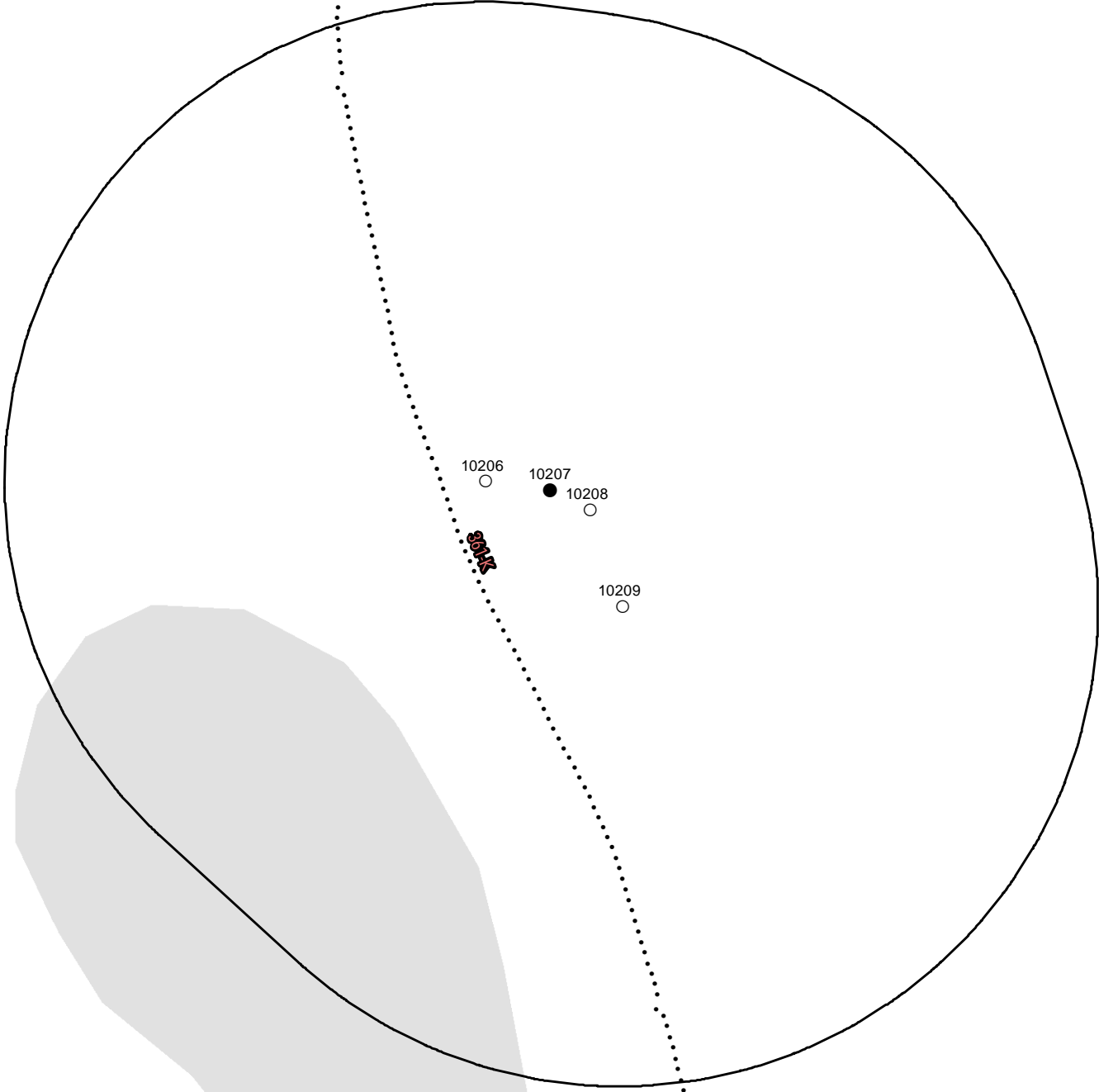
Total Cavity Tree Count

4

- | | | | |
|-------------------|--------------|----------------------|------------------------|
| RCW Tree (Status) | ◇ Unsuitable | RCW Cluster (Status) | Unsuitable RCW habitat |
| ● Active | ○ NA | ▭ Active | ■ Non Pine |
| ○ Inactive | ✚ Unknown | ▭ Inactive | ▨ Young Pine |
| ■ Recruitment | ✕ Non Extant | ▭ Recruitment | ■ Private Land |



302.08



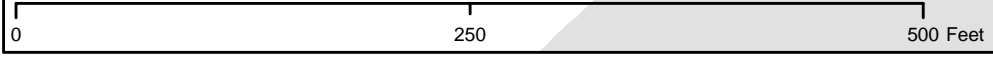
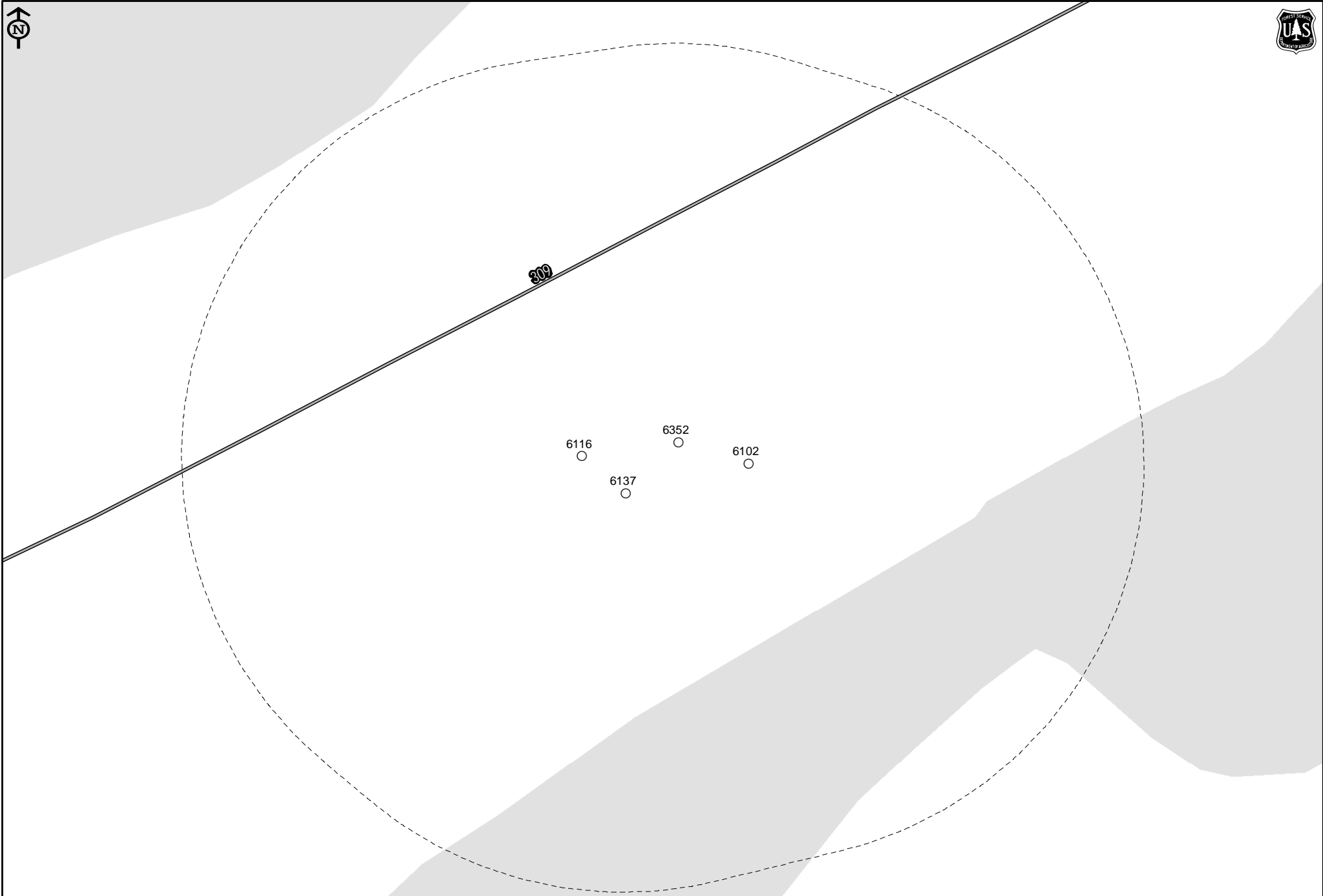
Apalachicola National Forest RCW Assessment

Cluster 303.01

Total Cavity Tree Count

4

- | | | | |
|-------------------|--------------|----------------------|------------------------|
| RCW Tree (Status) | ◇ Unsuitable | RCW Cluster (Status) | Unsuitable RCW habitat |
| ● Active | ○ NA | ▭ Active | ■ Non Pine |
| ○ Inactive | ✚ Unknown | ▭ Inactive | ▨ Young Pine |
| ■ Recruitment | ✕ Non Extant | ▭ Recruitment | ■ Private Land |



Apalachicola National Forest RCW Assessment

Cluster 303.03

Total Cavity Tree Count

6

- | | | | |
|---------------|--------------|---------------|----------------|
| ● Active | ◇ Unsuitable | ▭ Active | ■ Private Land |
| ○ Inactive | ○ NA | ▭ Inactive | ▨ Non Pine |
| ■ Recruitment | ✕ Non Extant | ▭ Recruitment | ▨ Young Pine |



0 250 500 Feet

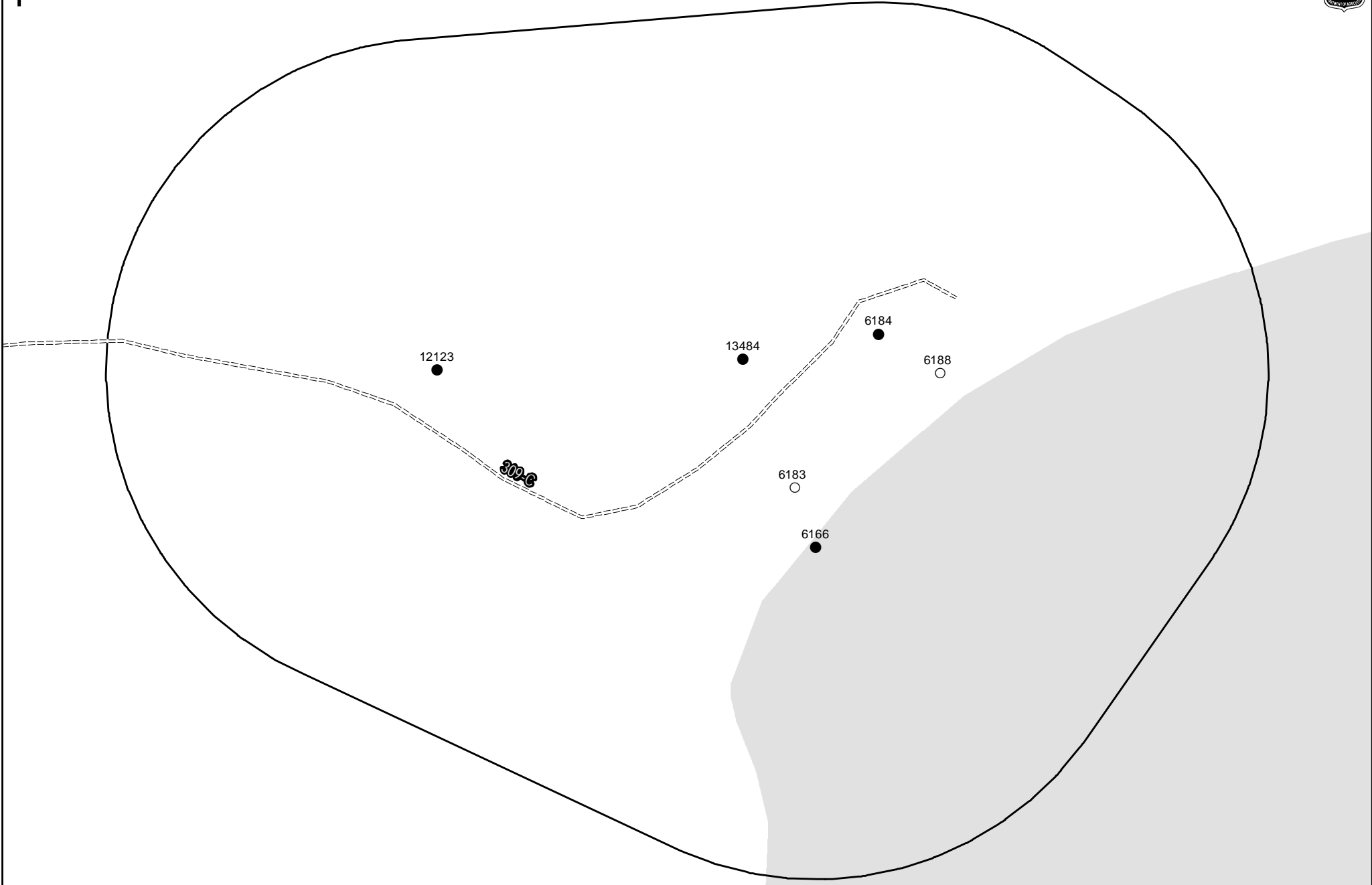
Apalachicola National Forest RCW Assessment

Cluster 303.06

Total Cavity Tree Count

6

- | | | | |
|---------------|--------------|---------------|----------------|
| ● Active | ◇ Unsuitable | ▭ Active | ■ Private Land |
| ○ Inactive | ○ NA | ▭ Inactive | ▨ Young Pine |
| ■ Recruitment | ✚ Unknown | ▭ Recruitment | |
| | ✕ Non Extant | | |



0 250 500 Feet

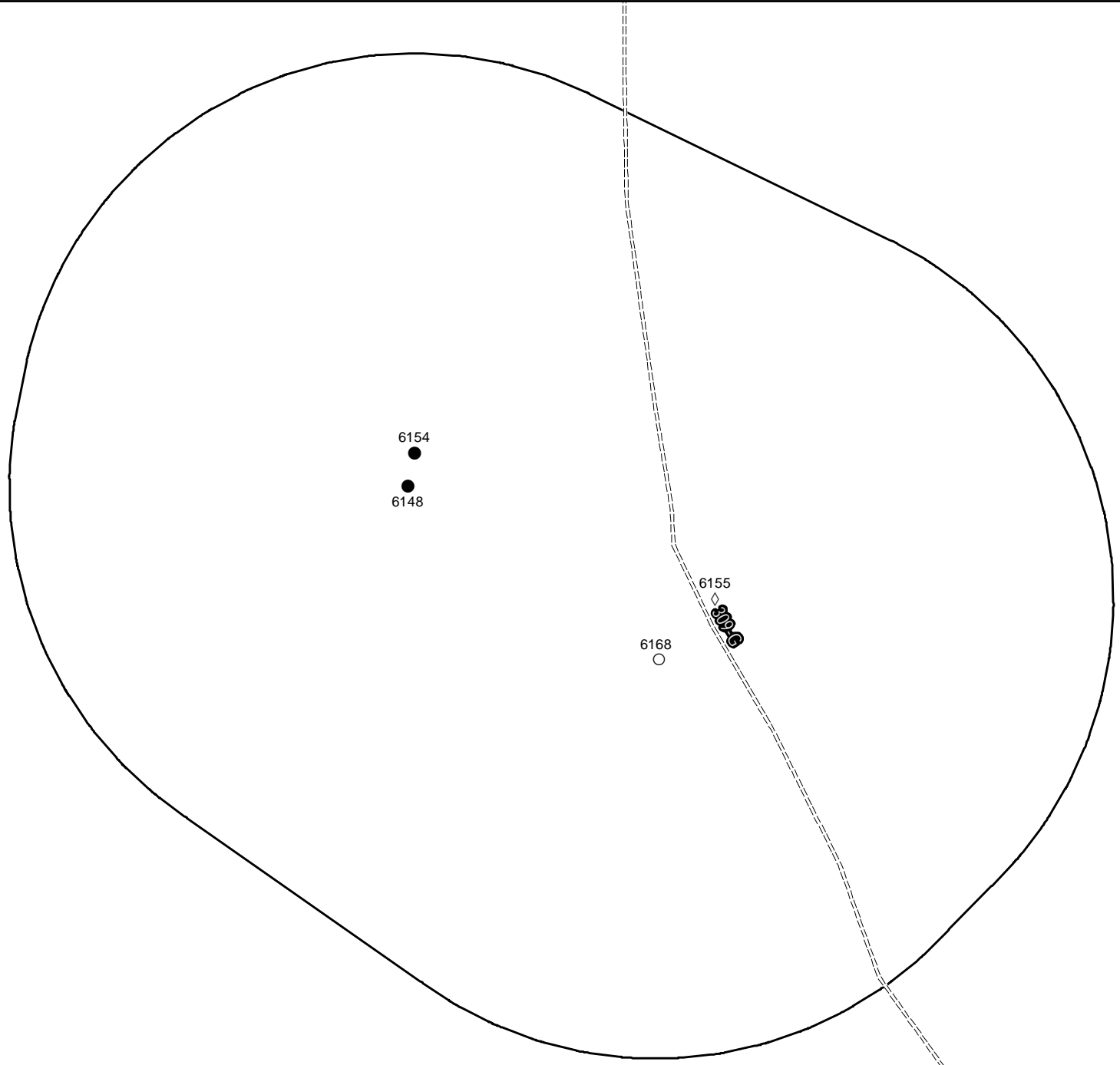
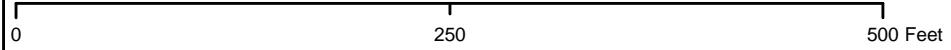
Apalachicola National Forest RCW Assessment

Cluster 303.07

Total Cavity Tree Count

4

- | | | | |
|---------------|--------------|---------------|----------------|
| ● Active | ◇ Unsuitable | ▭ Active | ■ Private Land |
| ○ Inactive | ○ NA | ▭ Inactive | ▨ Young Pine |
| ■ Recruitment | ✚ Unknown | ▭ Recruitment | |
| | ✕ Non Extant | | |



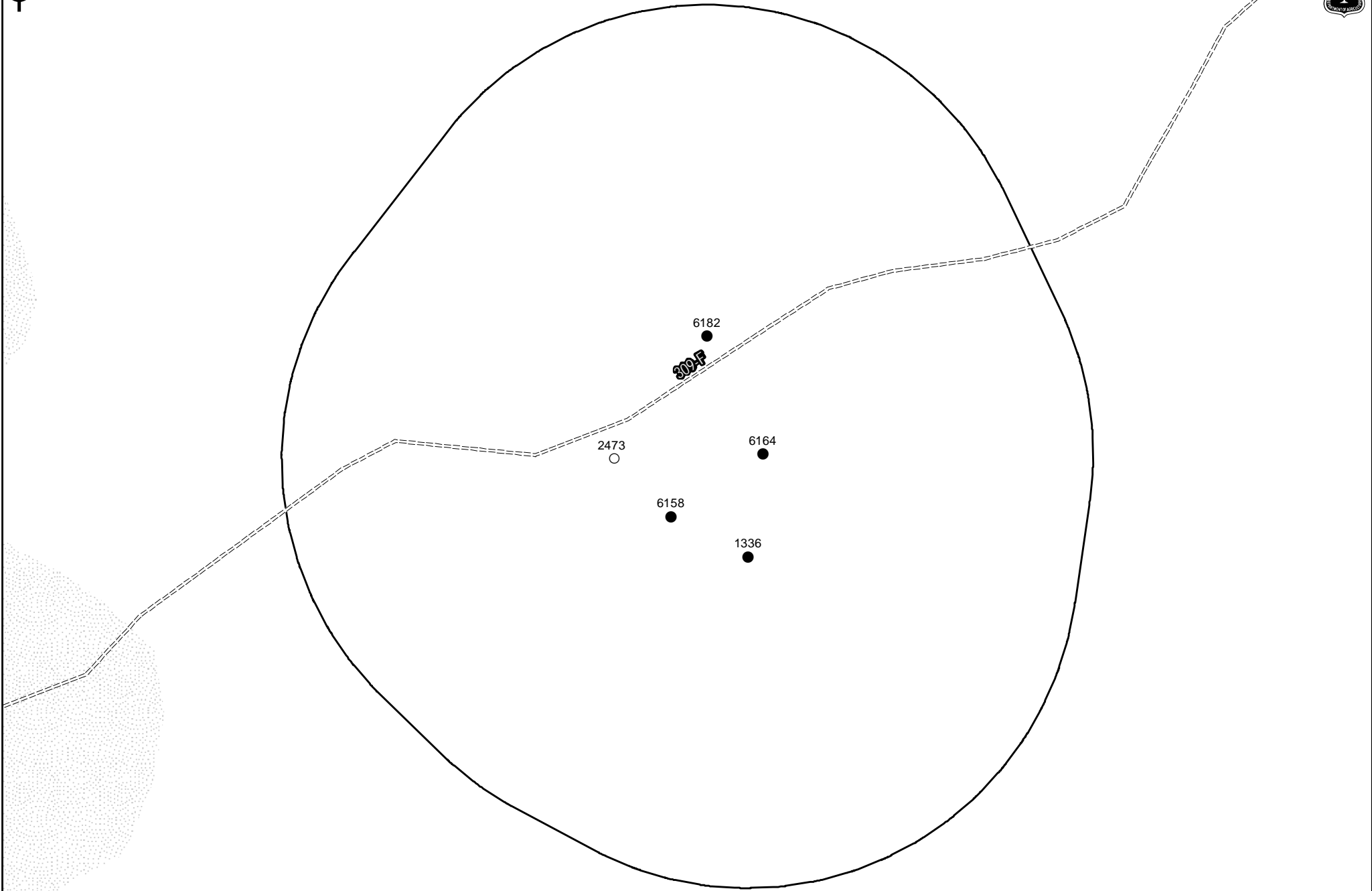
Apalachicola National Forest RCW Assessment

Cluster 303.08

Total Cavity Tree Count

5

- | | | | |
|-------------------|--------------|----------------------|------------------------|
| RCW Tree (Status) | ◇ Unsuitable | RCW Cluster (Status) | Unsuitable RCW habitat |
| ● Active | ○ NA | ▭ Active | ■ Non Pine |
| ○ Inactive | ✚ Unknown | ▭ Inactive | ▨ Young Pine |
| ■ Recruitment | ✕ Non Extant | ▭ Recruitment | ■ Private Land |



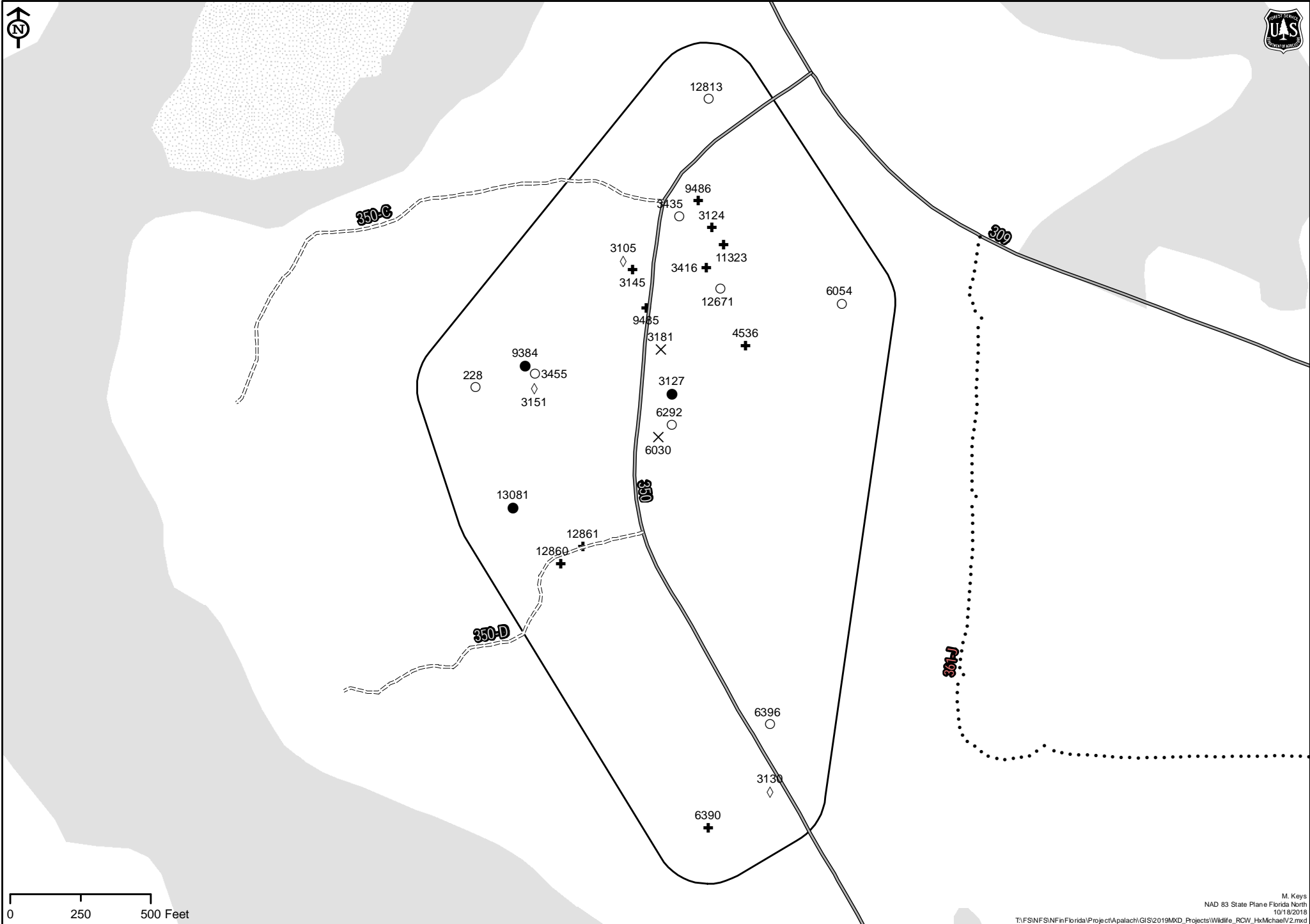
0 250 500 Feet

Apalachicola National Forest RCW Assessment

Cluster 304.01

Total Cavity Tree Count **26**

- | | | | |
|---------------|--------------|---------------|--------------------------|
| ● Active | ◇ Unsuitable | ◻ Active | ◻ Unsuitable RCW habitat |
| ○ Inactive | ○ NA | ◻ Inactive | ◻ Non Pine |
| ■ Recruitment | ✦ Unknown | ◻ Recruitment | ◻ Young Pine |
| | ✕ Non Extant | | ◻ Private Land |



0 250 500 Feet

Apalachicola National Forest RCW Assessment

Cluster 304.02

Total Cavity Tree Count

14

- | | | | |
|---------------|--------------|---------------|--------------------------|
| ● Active | ◇ Unsuitable | ▭ Active | ■ Unsuitable RCW habitat |
| ○ Inactive | ○ NA | ▭ Inactive | ■ Non Pine |
| ■ Recruitment | ✚ Unknown | ▭ Recruitment | ■ Young Pine |
| | ✕ Non Extant | | ■ Private Land |



0 250 500 Feet

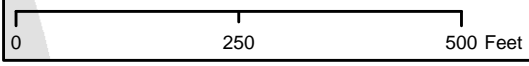
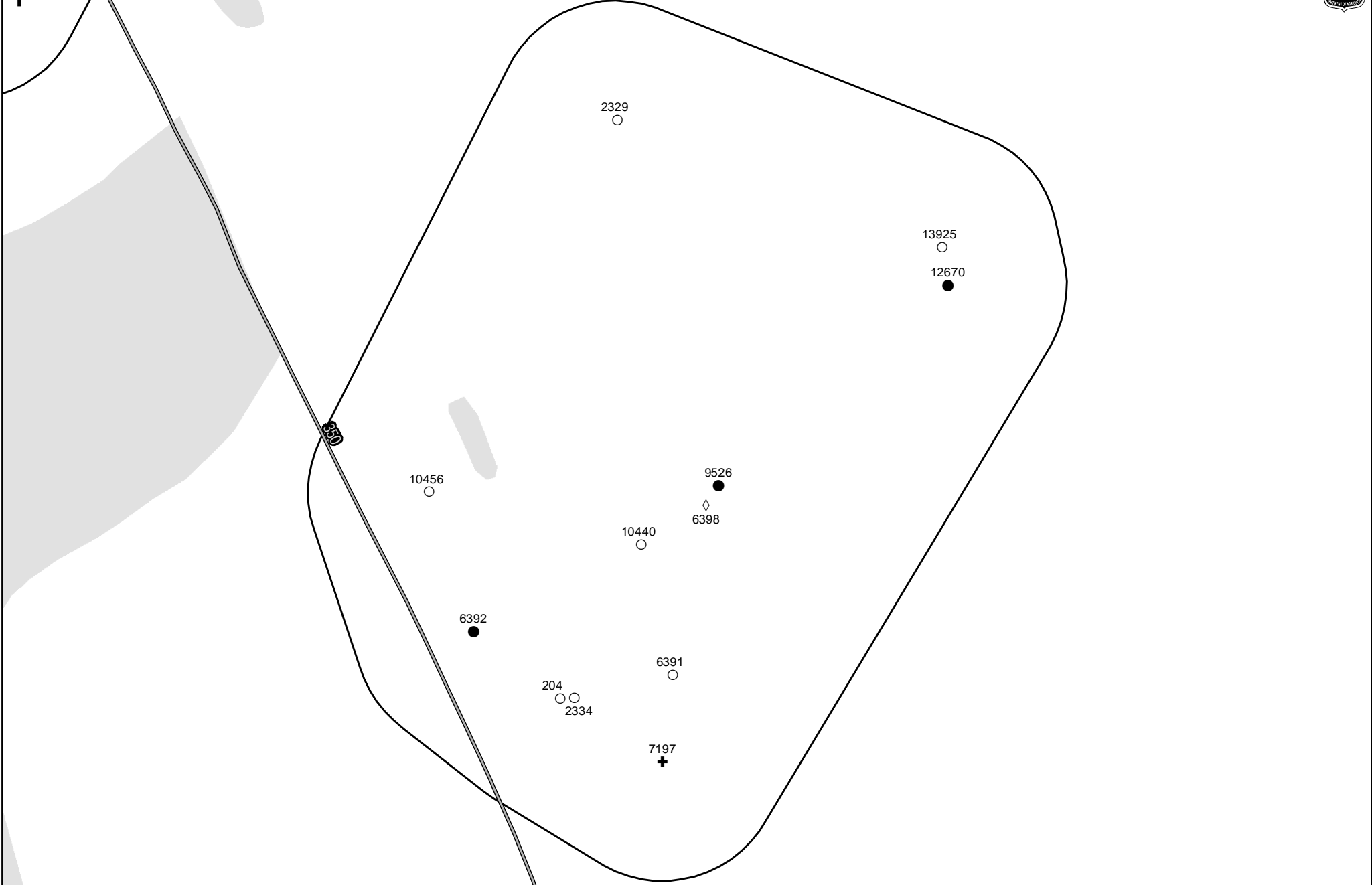
Apalachicola National Forest RCW Assessment

Cluster 304.03

Total Cavity Tree Count

12

- | | | | |
|---------------|--------------|---------------|----------------|
| ● Active | ◇ Unsuitable | ▭ Active | ■ Private Land |
| ○ Inactive | ○ NA | ▭ Inactive | ▨ Young Pine |
| ■ Recruitment | ✚ Unknown | ▭ Recruitment | |
| | ✕ Non Extant | | |



Apalachicola National Forest RCW Assessment

Cluster 304.04

Total Cavity Tree Count **12**

- | | | | |
|---------------|--------------|---------------|--------------------------|
| ● Active | ◇ Unsuitable | ▭ Active | ■ Unsuitable RCW habitat |
| ○ Inactive | ○ NA | ▭ Inactive | ■ Non Pine |
| ■ Recruitment | ✕ Unknown | ▭ Recruitment | ■ Young Pine |
| | ✕ Non Extant | | ■ Private Land |



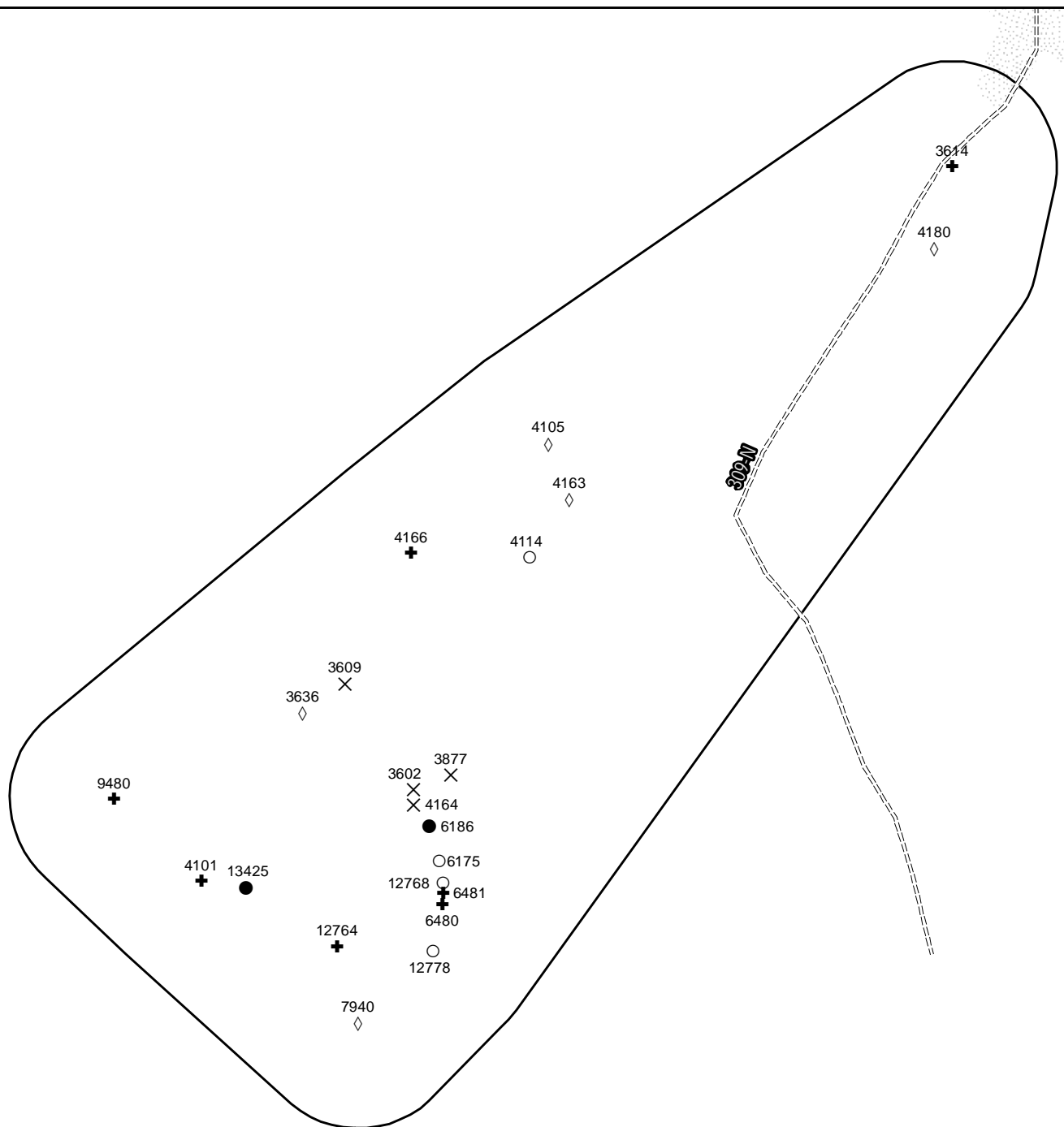

Apalachicola National Forest RCW Assessment

Cluster 304.05

Total Cavity Tree Count

22

- | | | | |
|---------------|--------------|---------------|--------------------------|
| ● Active | ◇ Unsuitable | ▭ Active | ■ Unsuitable RCW habitat |
| ○ Inactive | ○ NA | ▭ Inactive | ■ Non Pine |
| ■ Recruitment | ✚ Unknown | ▭ Recruitment | ■ Young Pine |
| | ✕ Non Extant | | ■ Private Land |


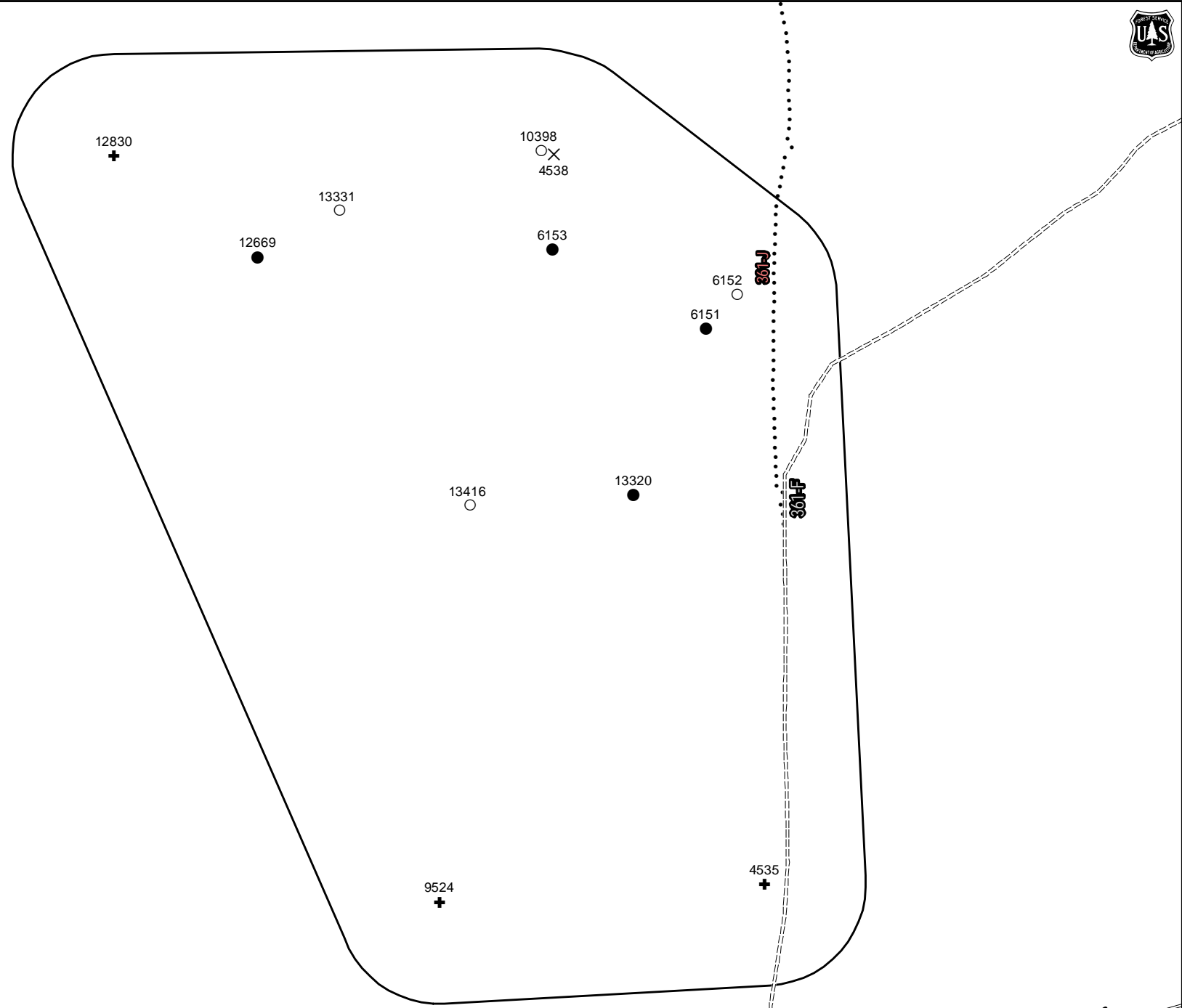


Apalachicola National Forest RCW Assessment

Cluster 304.06

Total Cavity Tree Count 12

- | | | | |
|---------------|--------------|---------------|----------------|
| ● Active | ◇ Unsuitable | ▭ Active | ■ Private Land |
| ○ Inactive | ○ NA | ▭ Inactive | ▨ Young Pine |
| ■ Recruitment | ✦ Unknown | ▭ Recruitment | |
| | ✕ Non Extant | | |



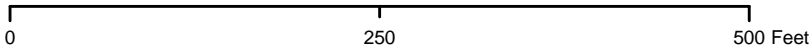
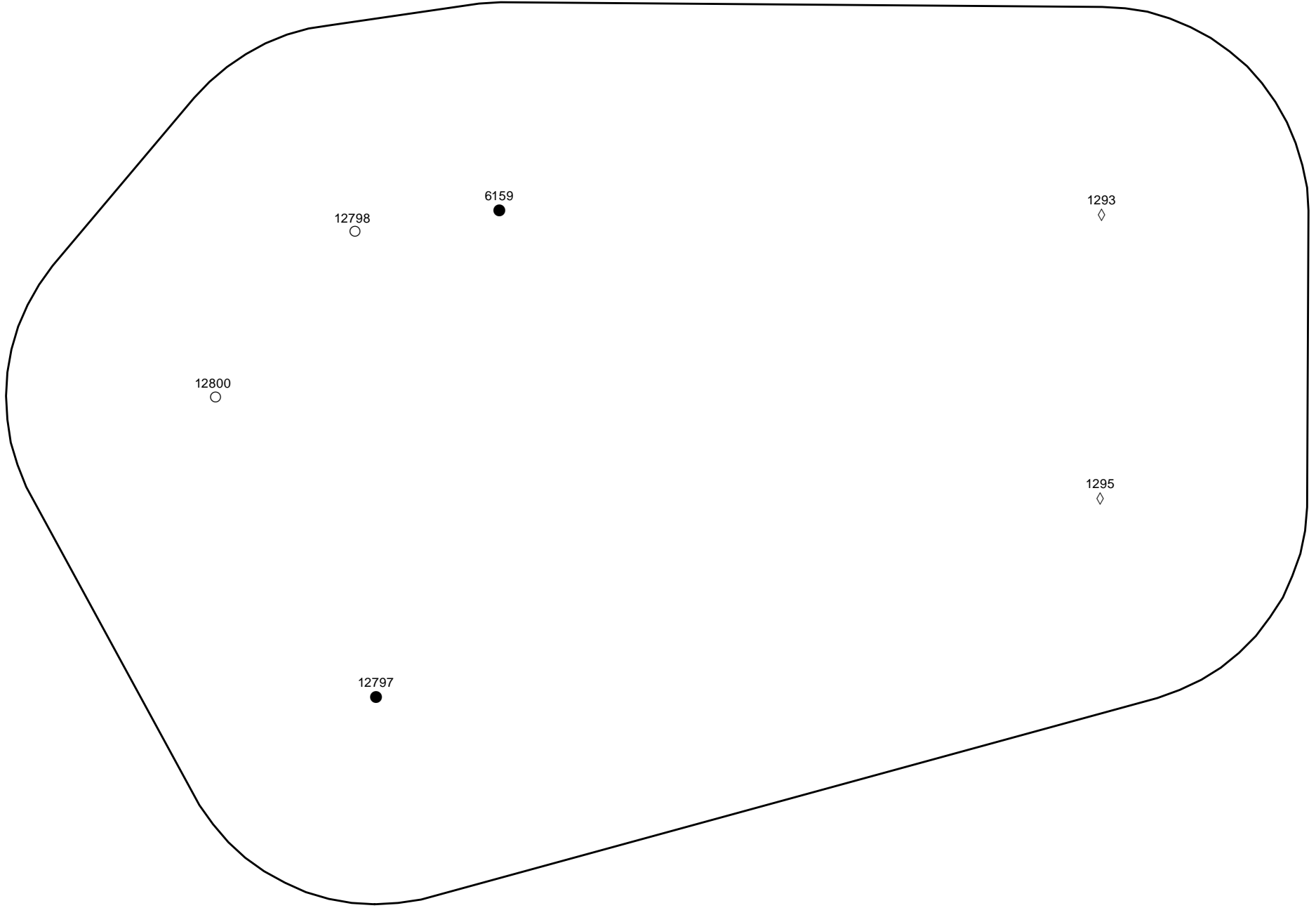
Apalachicola National Forest RCW Assessment

Cluster 304.07

Total Cavity Tree Count

6

- | | | | |
|-------------------|--------------|----------------------|------------------------|
| RCW Tree (Status) | ◇ Unsuitable | RCW Cluster (Status) | Unsuitable RCW habitat |
| ● Active | ○ NA | ▭ Active | ■ Non Pine |
| ○ Inactive | ✚ Unknown | ▭ Inactive | ▨ Young Pine |
| ■ Recruitment | ✕ Non Extant | ▭ Recruitment | ■ Private Land |

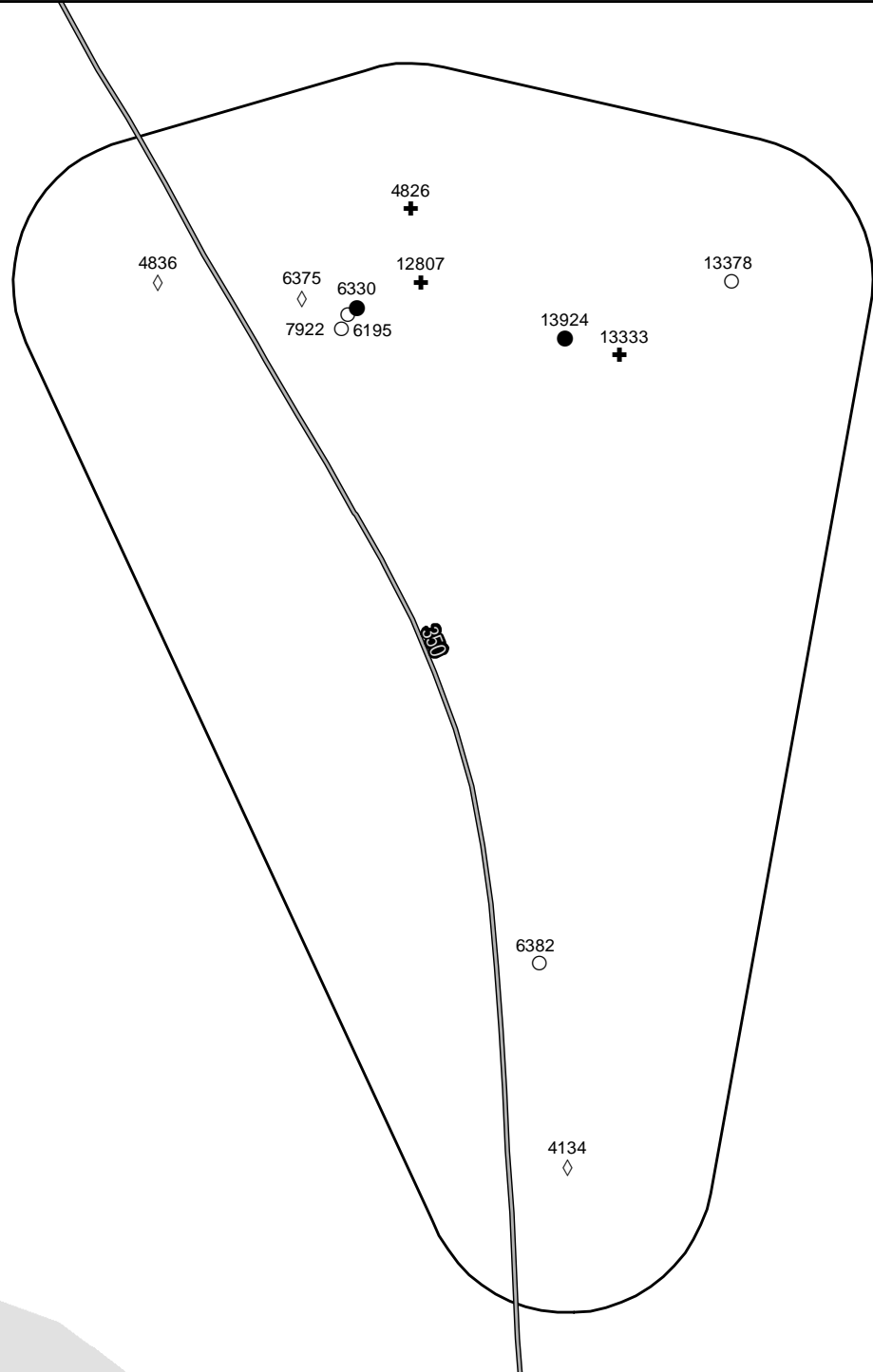
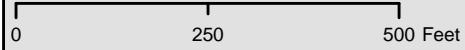


Apalachicola National Forest RCW Assessment

Cluster 304.08

Total Cavity Tree Count 12

- | | | | |
|---------------|--------------|---------------|--------------------------|
| ● Active | ◇ Unsuitable | ◻ Active | ◻ Unsuitable RCW habitat |
| ○ Inactive | ○ NA | ◻ Inactive | ◻ Non Pine |
| ■ Recruitment | ✚ Unknown | ◻ Recruitment | ◻ Young Pine |
| | ✕ Non Extant | | ◻ Private Land |



4836

6375

7922

6330

6195

4826

12807

13924

13333

13378

6382

4134

630

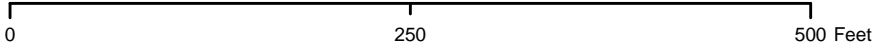
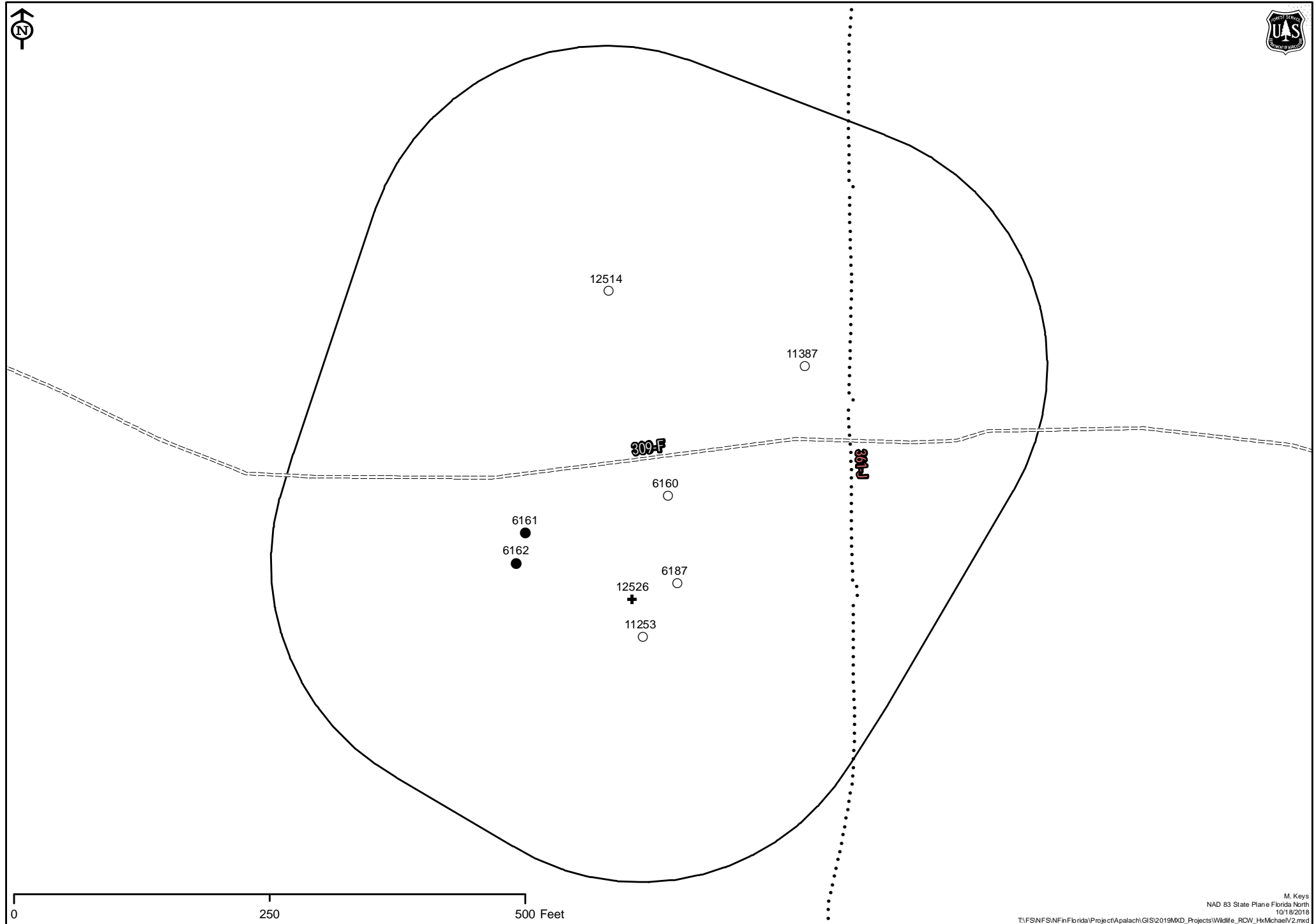
Apalachicola National Forest RCW Assessment

Cluster 304.09

Total Cavity Tree Count

8

- | | | | |
|---------------|--------------|---------------|--------------------------|
| ● Active | ◇ Unsuitable | ▭ Active | ■ Unsuitable RCW habitat |
| ○ Inactive | ○ NA | ▭ Inactive | ■ Non Pine |
| ■ Recruitment | ⊕ Unknown | ▭ Recruitment | ■ Young Pine |
| | × Non Extant | | ■ Private Land |



Apalachicola National Forest RCW Assessment

Cluster 305.01

Total Cavity Tree Count

20

- | | | | |
|-------------------|--------------|----------------------|------------------------|
| RCW Tree (Status) | ◇ Unsuitable | RCW Cluster (Status) | Unsuitable RCW habitat |
| ● Active | ○ NA | ▭ Active | ■ Non Pine |
| ○ Inactive | ✚ Unknown | ▭ Inactive | ▨ Young Pine |
| ■ Recruitment | ✕ Non Extant | ▭ Recruitment | ■ Private Land |



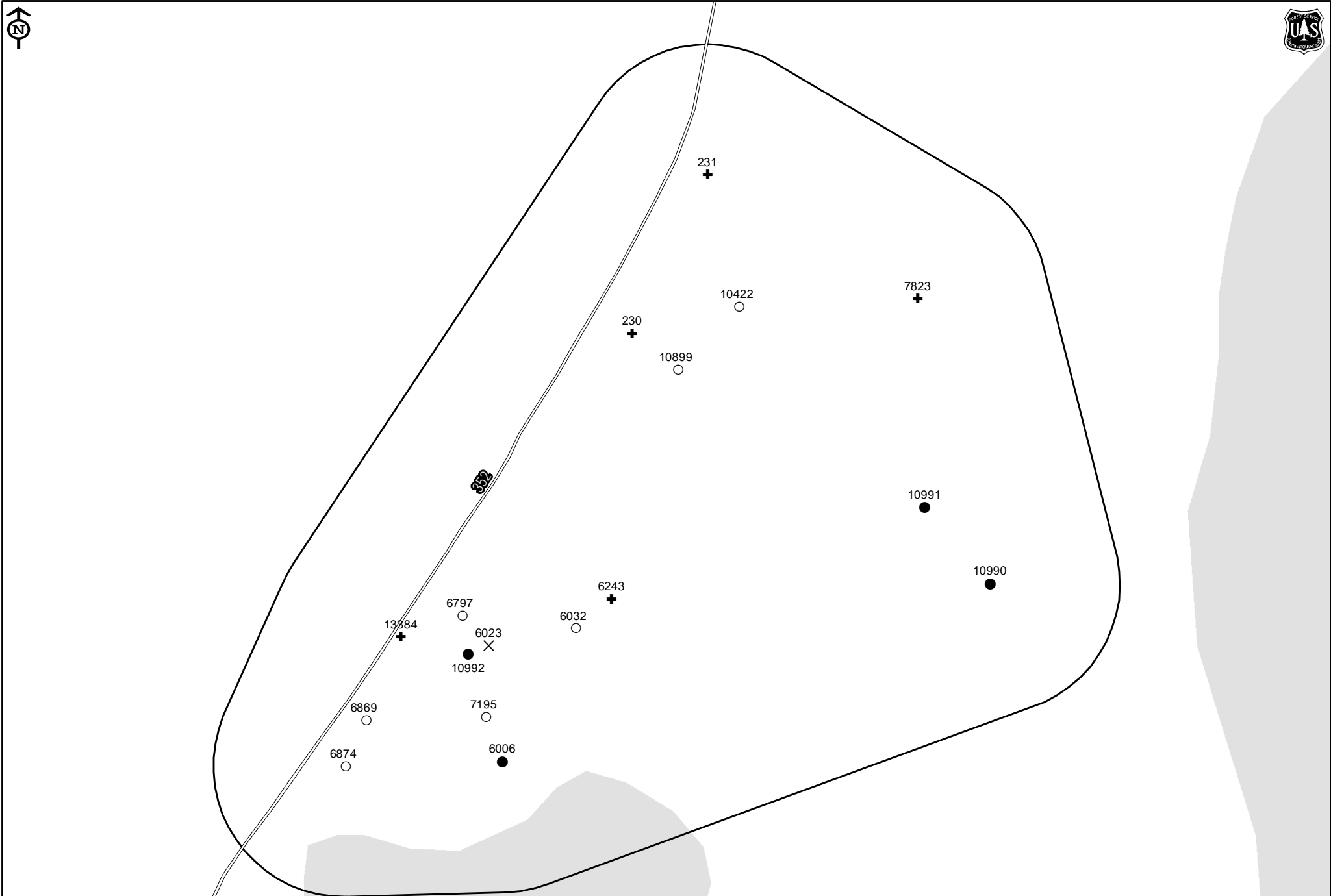
0 250 500 Feet

Apalachicola National Forest RCW Assessment

Cluster 305.02

Total Cavity Tree Count 17

- | | | | |
|-------------------|--------------|----------------------|------------------------|
| RCW Tree (Status) | ◇ Unsuitable | RCW Cluster (Status) | Unsuitable RCW habitat |
| ● Active | ○ NA | ▭ Active | ■ Non Pine |
| ○ Inactive | ✚ Unknown | ▭ Inactive | ▨ Young Pine |
| ■ Recruitment | ✕ Non Extant | ▭ Recruitment | ■ Private Land |



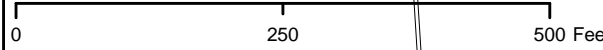
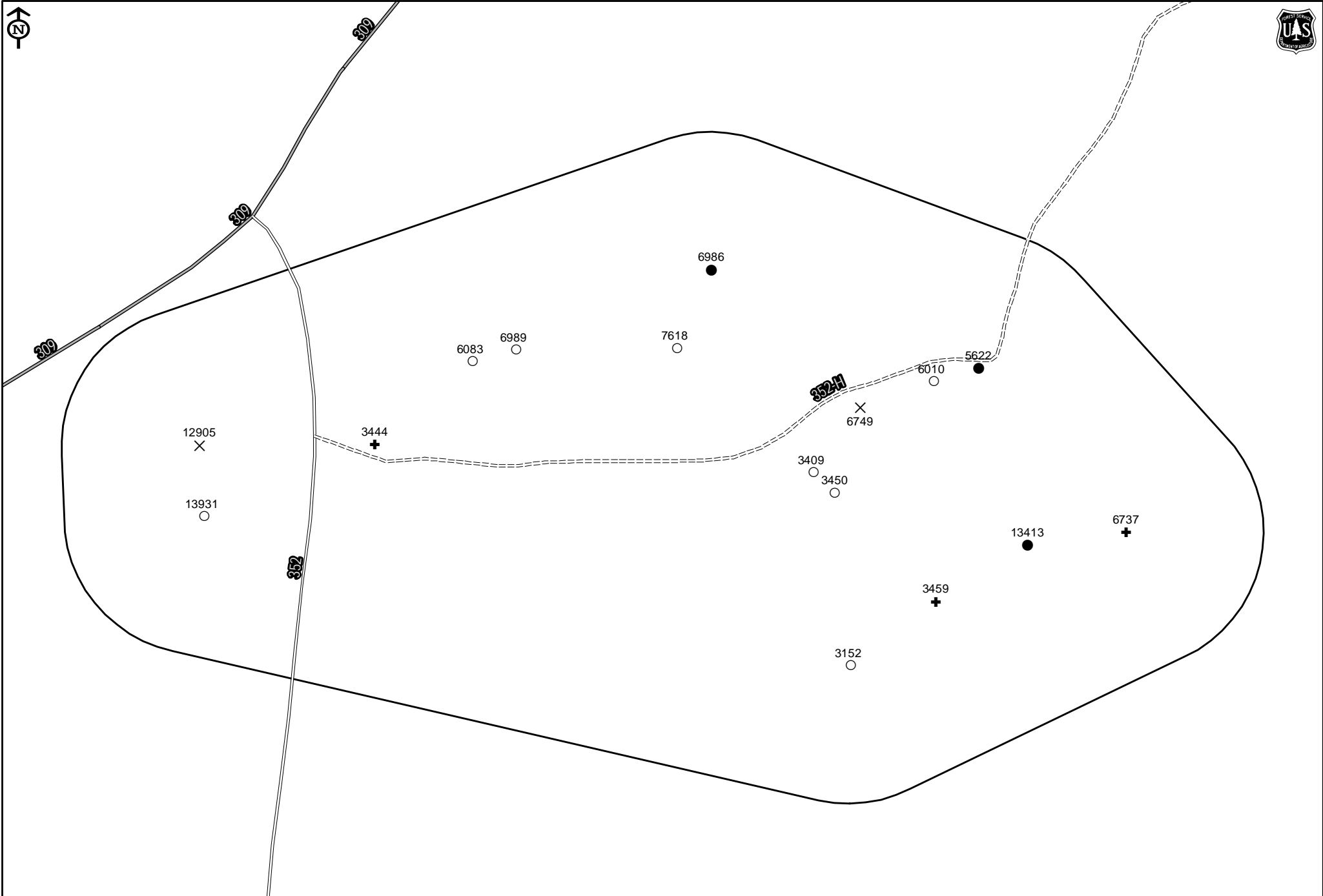
0 250 500 Feet

Apalachicola National Forest RCW Assessment

Cluster 305.03

Total Cavity Tree Count **16**

- | | | | |
|---------------|--------------|---------------|--------------------------|
| ● Active | ◇ Unsuitable | ▭ Active | ■ Unsuitable RCW habitat |
| ○ Inactive | ○ NA | ▭ Inactive | ■ Non Pine |
| ■ Recruitment | ✚ Unknown | ▭ Recruitment | ■ Young Pine |
| | ✕ Non Extant | | ■ Private Land |



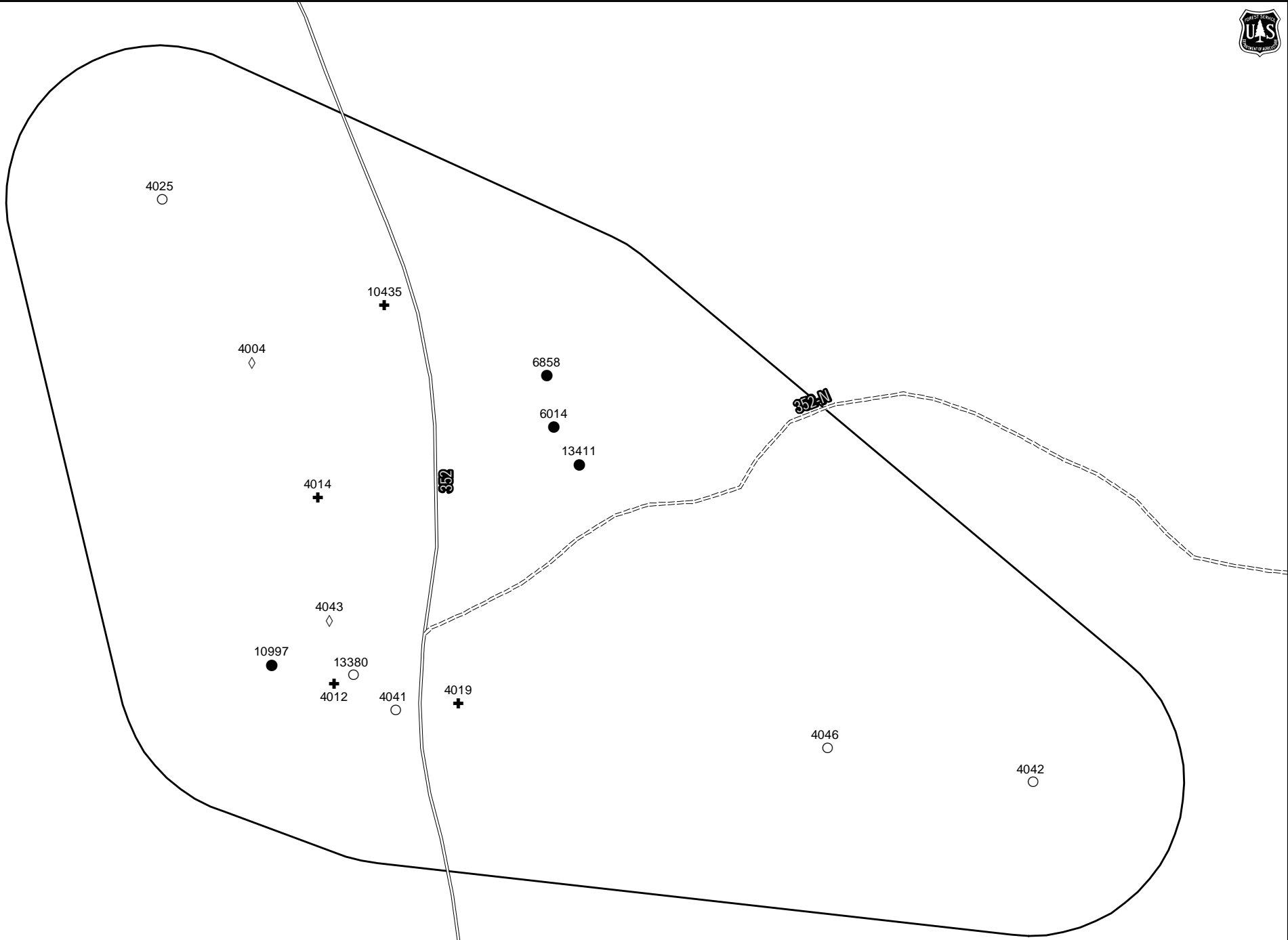
Apalachicola National Forest RCW Assessment

Cluster 305.04

Total Cavity Tree Count

15

- | | | | |
|---------------|--------------|---------------|--------------------------|
| ● Active | ◇ Unsuitable | ▭ Active | ■ Unsuitable RCW habitat |
| ○ Inactive | ○ NA | ▭ Inactive | ■ Non Pine |
| ■ Recruitment | ✦ Unknown | ▭ Recruitment | ■ Young Pine |
| | ✕ Non Extant | | ■ Private Land |



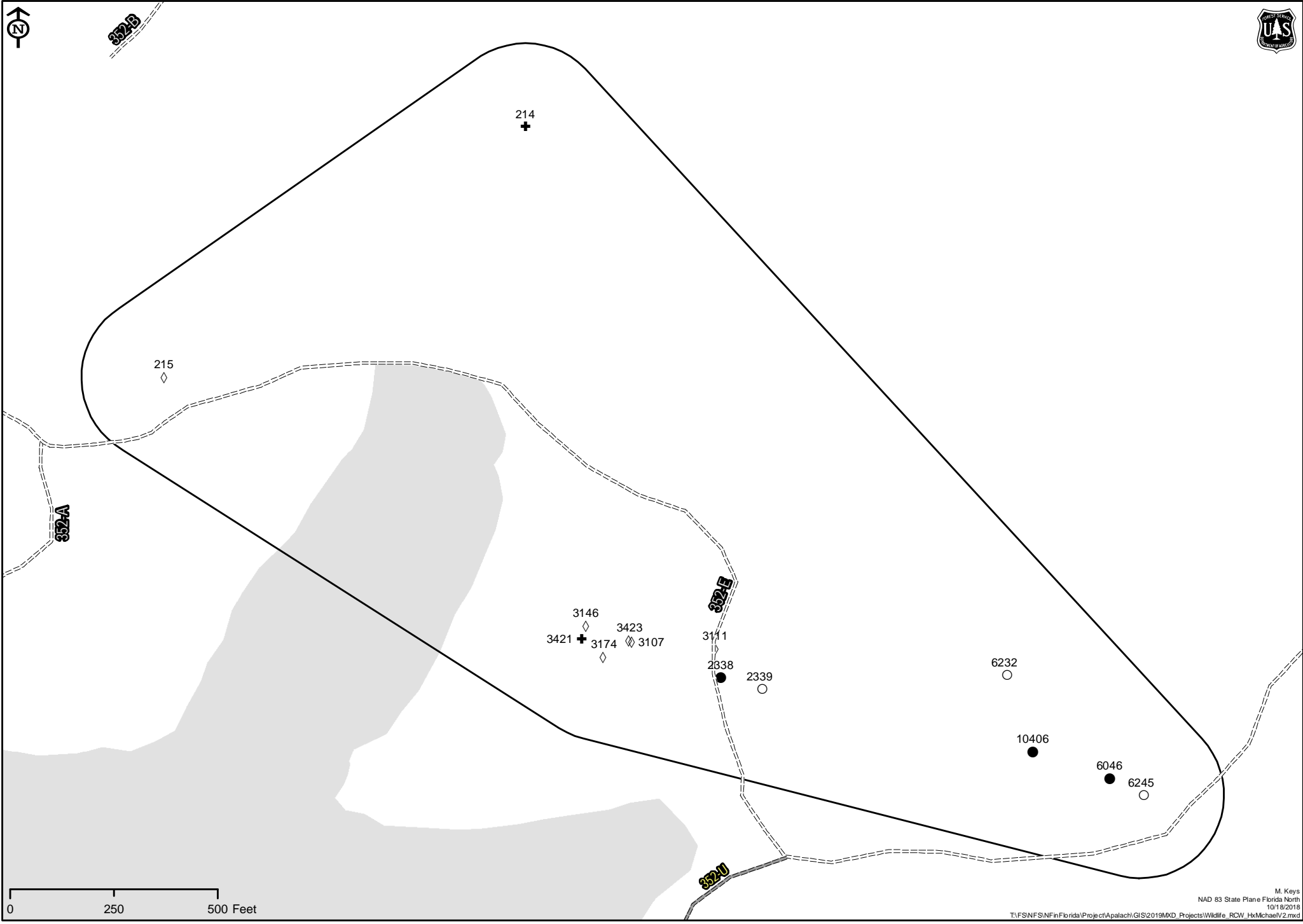
0 250 500 Feet

Apalachicola National Forest RCW Assessment

Cluster 305.05

Total Cavity Tree Count **14**

- | | | | |
|---------------|--------------|---------------|----------------|
| ● Active | ◇ Unsuitable | ▭ Active | ■ Private Land |
| ○ Inactive | ○ NA | ▭ Inactive | ▨ Young Pine |
| ■ Recruitment | ✚ Unknown | ▭ Recruitment | |
| | ✕ Non Extant | | |



0 250 500 Feet

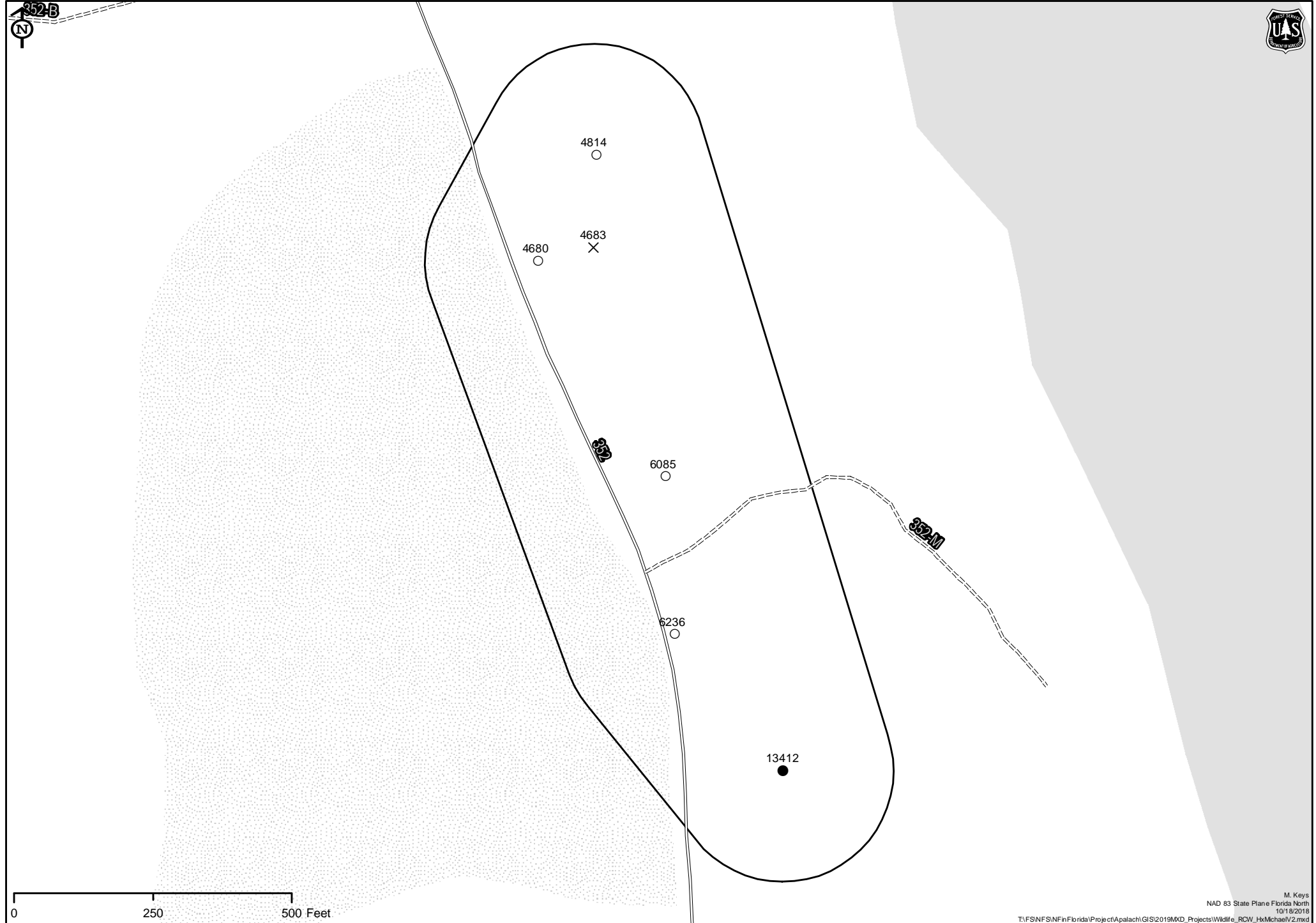
Apalachicola National Forest RCW Assessment

Cluster 305.07

Total Cavity Tree Count

6

- | | | | |
|-------------------|--------------|----------------------|------------------------|
| RCW Tree (Status) | ◇ Unsuitable | RCW Cluster (Status) | Unsuitable RCW habitat |
| ● Active | ○ NA | ▭ Active | ■ Non Pine |
| ○ Inactive | ✚ Unknown | ▭ Inactive | ▨ Young Pine |
| ■ Recruitment | ✕ Non Extant | ▭ Recruitment | ■ Private Land |



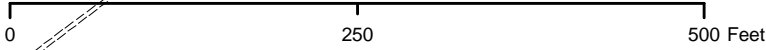
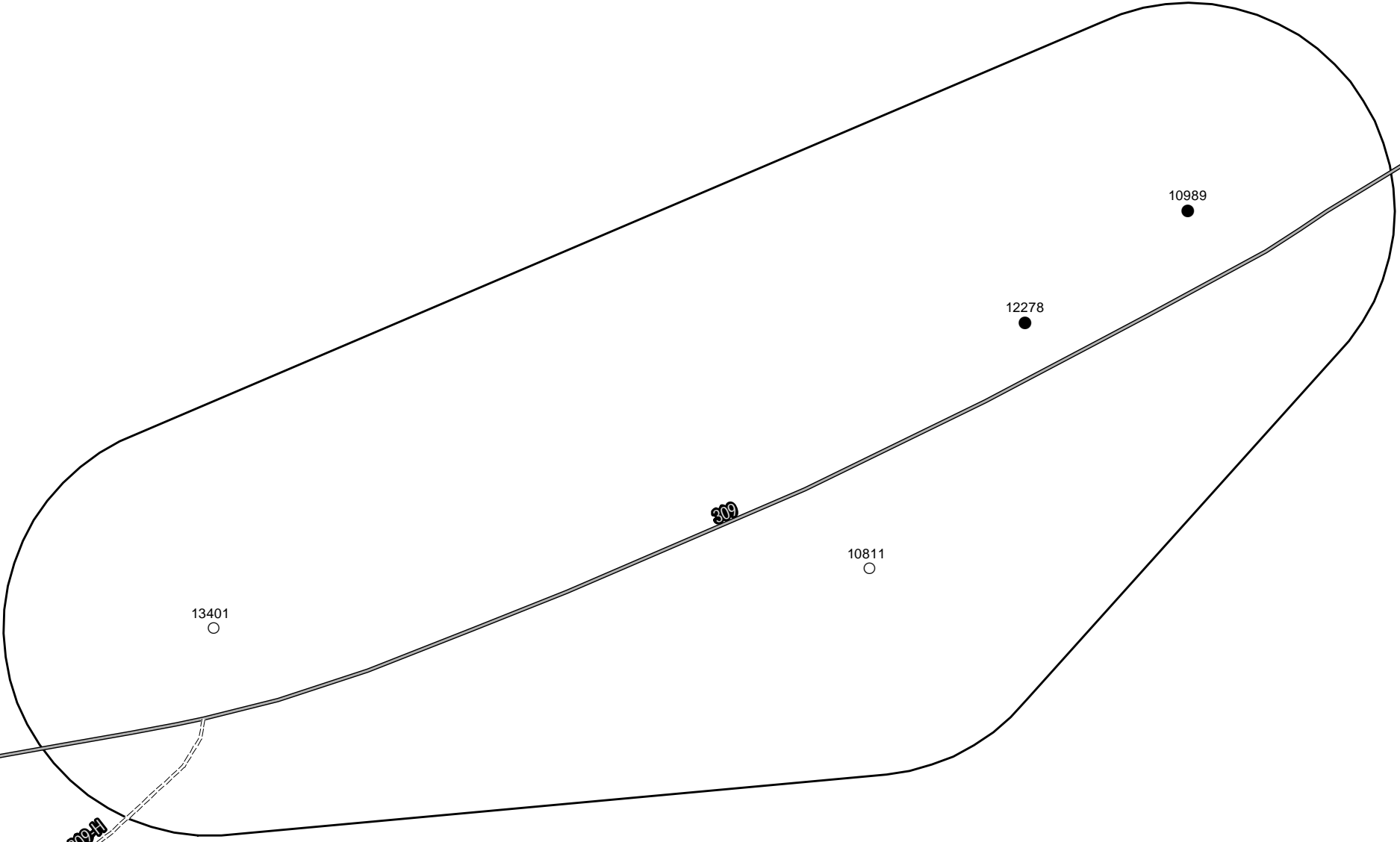
Apalachicola National Forest RCW Assessment

Cluster 305.08

Total Cavity Tree Count

4

- | | | | |
|---------------|--------------|---------------|----------------|
| ● Active | ◇ Unsuitable | ▭ Active | ■ Private Land |
| ○ Inactive | ○ NA | ▭ Inactive | ▨ Young Pine |
| ■ Recruitment | ✦ Unknown | ▭ Recruitment | |
| | ✕ Non Extant | | |



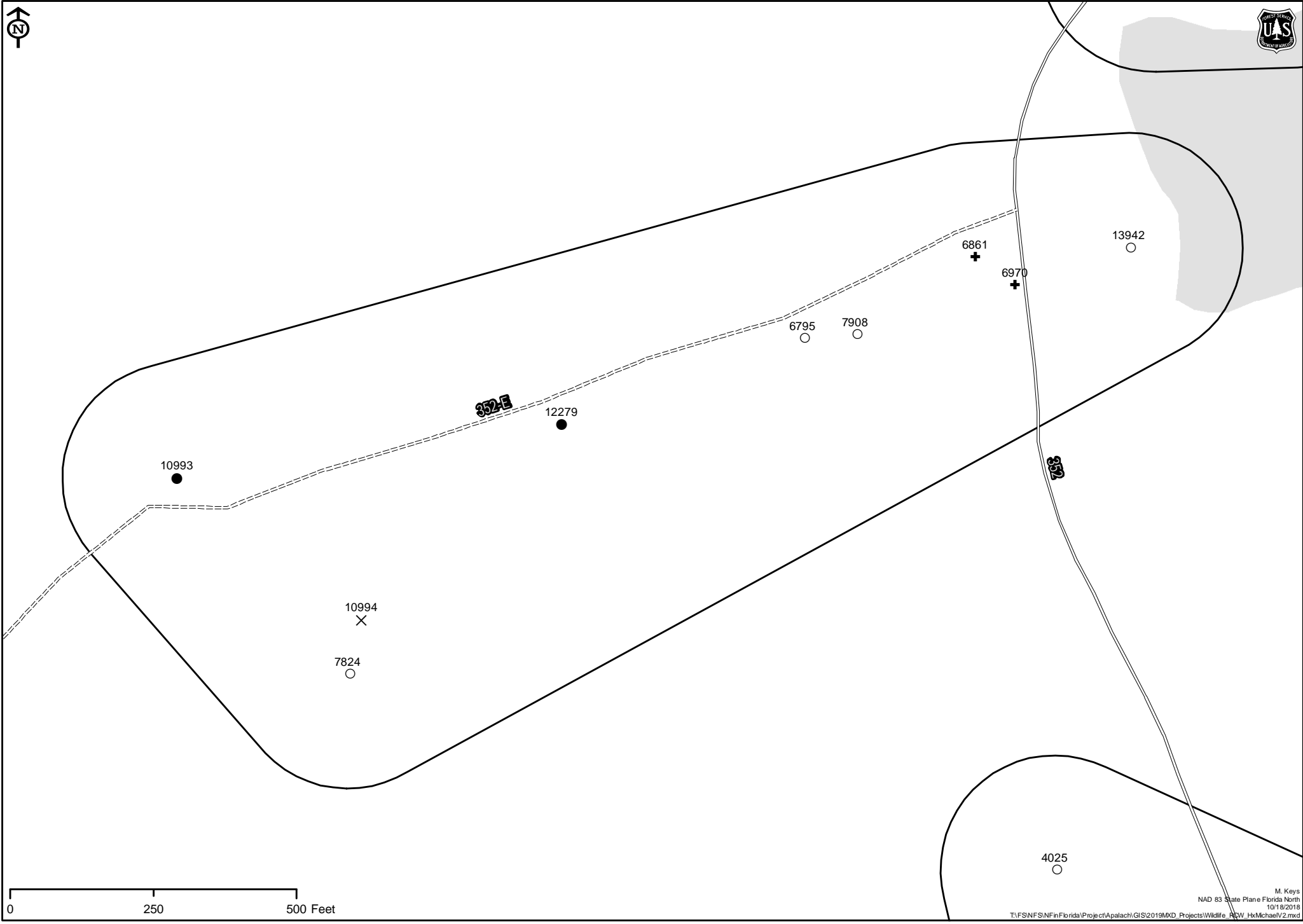
Apalachicola National Forest RCW Assessment

Cluster 306.01

Total Cavity Tree Count

9

- | | | | |
|-------------------|--------------|----------------------|------------------------|
| RCW Tree (Status) | ◇ Unsuitable | RCW Cluster (Status) | Unsuitable RCW habitat |
| ● Active | ○ NA | ▭ Active | ■ Non Pine |
| ○ Inactive | ✚ Unknown | - - - Inactive | ▨ Young Pine |
| ■ Recruitment | ✕ Non Extant | Recruitment | ■ Private Land |



0 250 500 Feet

Apalachicola National Forest RCW Assessment

Cluster 306.03

Total Cavity Tree Count

12

- | | | | |
|---------------|--------------|---------------|--------------------------|
| ● Active | ◇ Unsuitable | ▭ Active | ■ Unsuitable RCW habitat |
| ○ Inactive | ○ NA | ▭ Inactive | ■ Non Pine |
| ■ Recruitment | ✚ Unknown | ▭ Recruitment | ■ Young Pine |
| | ✕ Non Extant | | ■ Private Land |



0 250 500 Feet

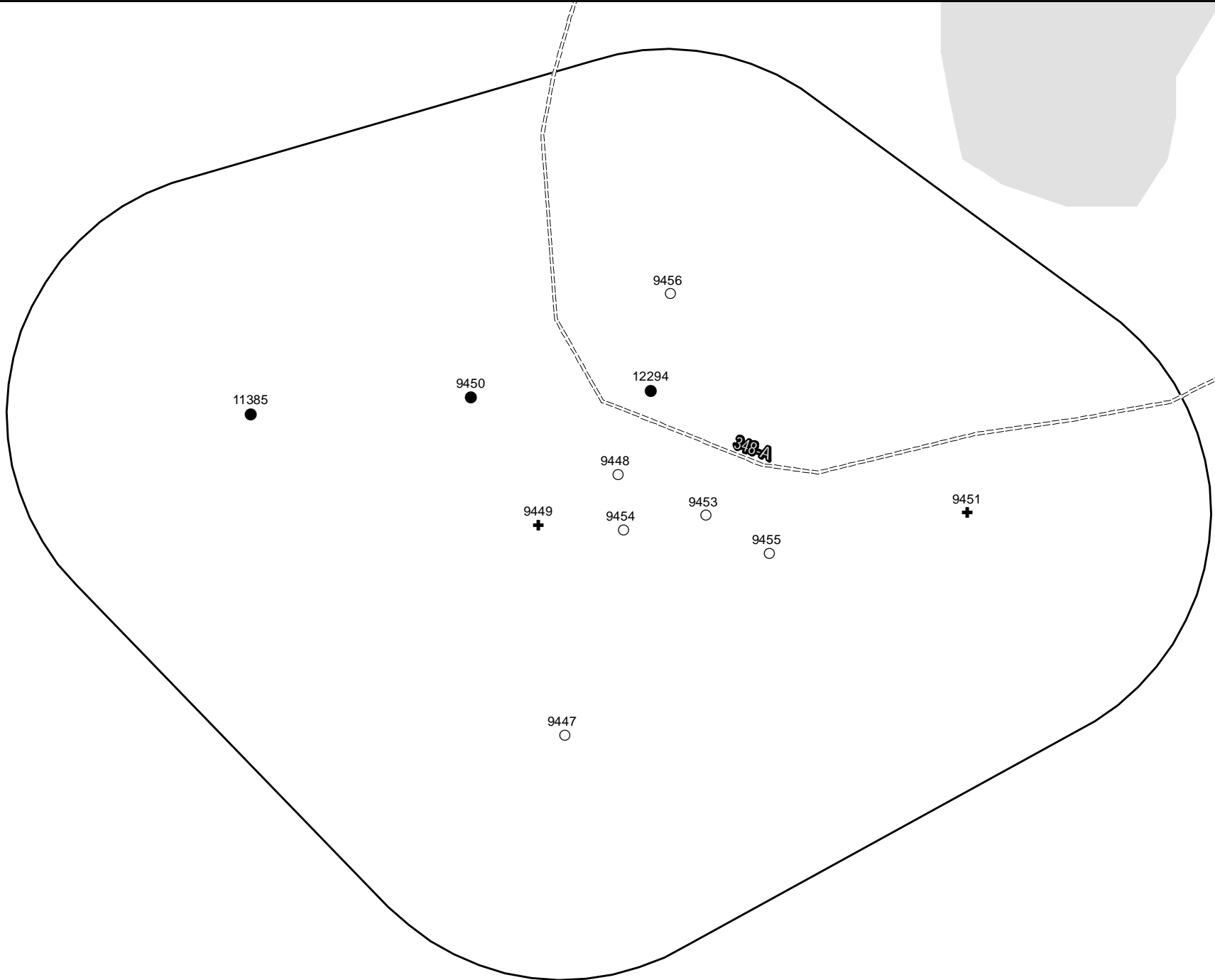
Apalachicola National Forest RCW Assessment

Cluster 306.04

Total Cavity Tree Count

11

- | | | | |
|---------------|--------------|---------------|----------------|
| ● Active | ◇ Unsuitable | ▭ Active | ■ Private Land |
| ○ Inactive | ○ NA | ▭ Inactive | ▨ Young Pine |
| ■ Recruitment | ✚ Unknown | ▭ Recruitment | |
| | ✕ Non Extant | | |

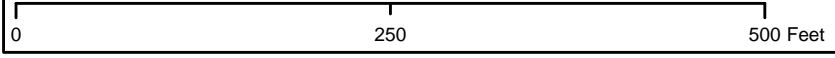
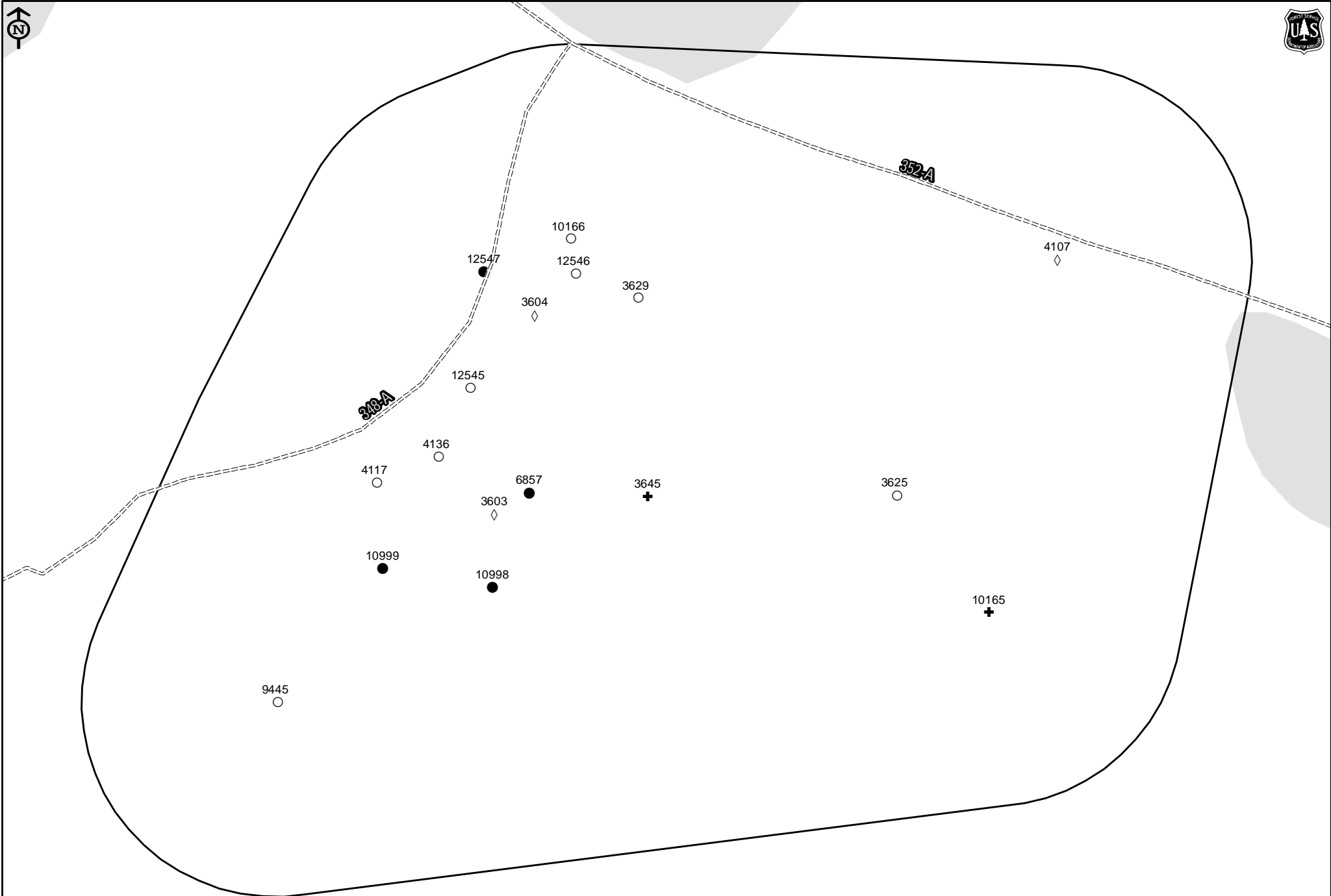


Apalachicola National Forest RCW Assessment

Cluster 306.05

Total Cavity Tree Count **17**

- | | | | |
|---------------|--------------|---------------|--------------------------|
| ● Active | ◇ Unsuitable | ▭ Active | ■ Unsuitable RCW habitat |
| ○ Inactive | ○ NA | ▭ Inactive | ■ Non Pine |
| ■ Recruitment | ✚ Unknown | ▭ Recruitment | ■ Young Pine |
| | ✕ Non Extant | | ■ Private Land |



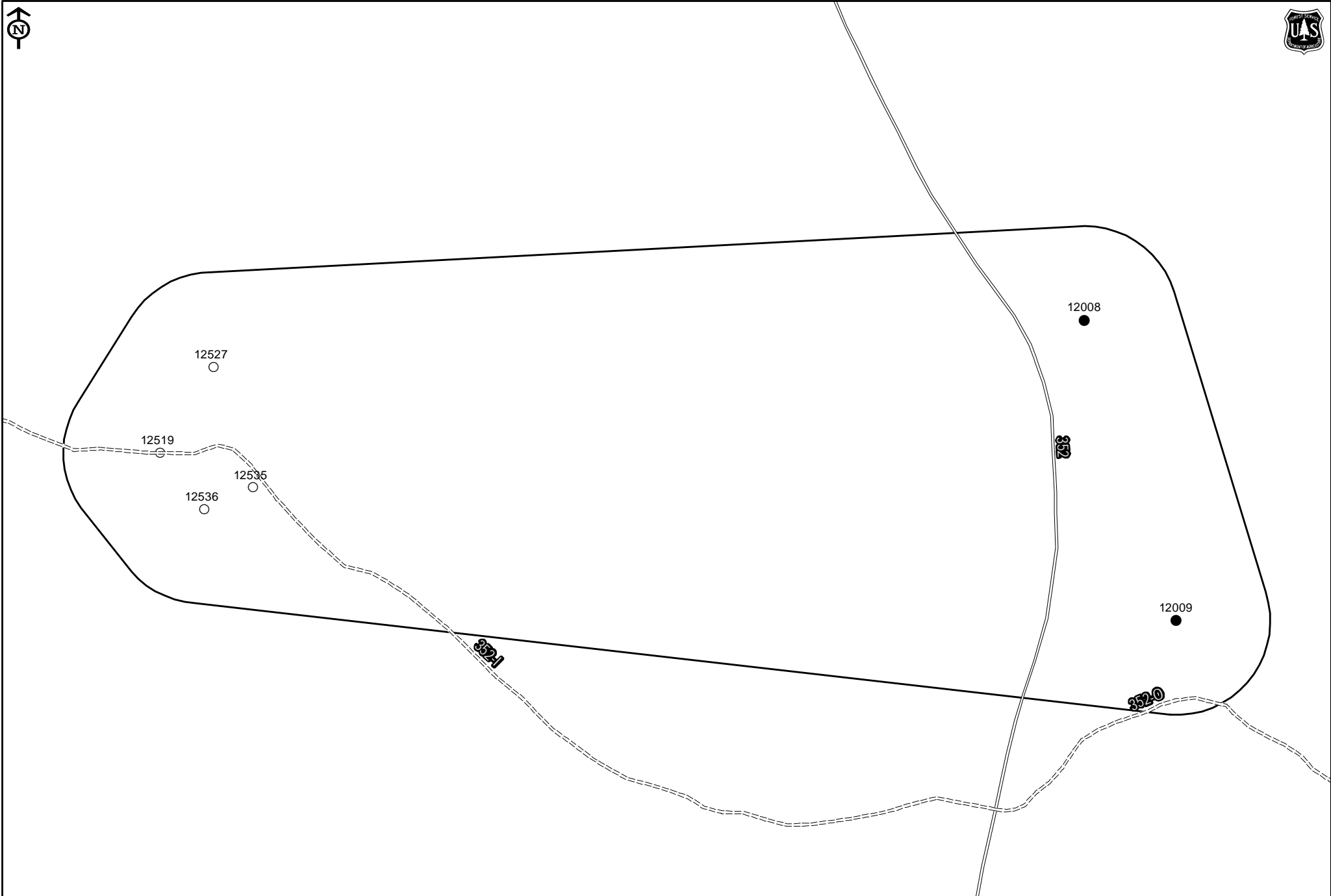
Apalachicola National Forest RCW Assessment

Cluster 306.08

Total Cavity Tree Count

6

- | | | | |
|-------------------|--------------|----------------------|------------------------|
| RCW Tree (Status) | ◇ Unsuitable | RCW Cluster (Status) | Unsuitable RCW habitat |
| ● Active | ○ NA | ▭ Active | ■ Non Pine |
| ○ Inactive | ✚ Unknown | - - - Inactive | ⋯ Young Pine |
| ■ Recruitment | ✕ Non Extant | [] Recruitment | ■ Private Land |



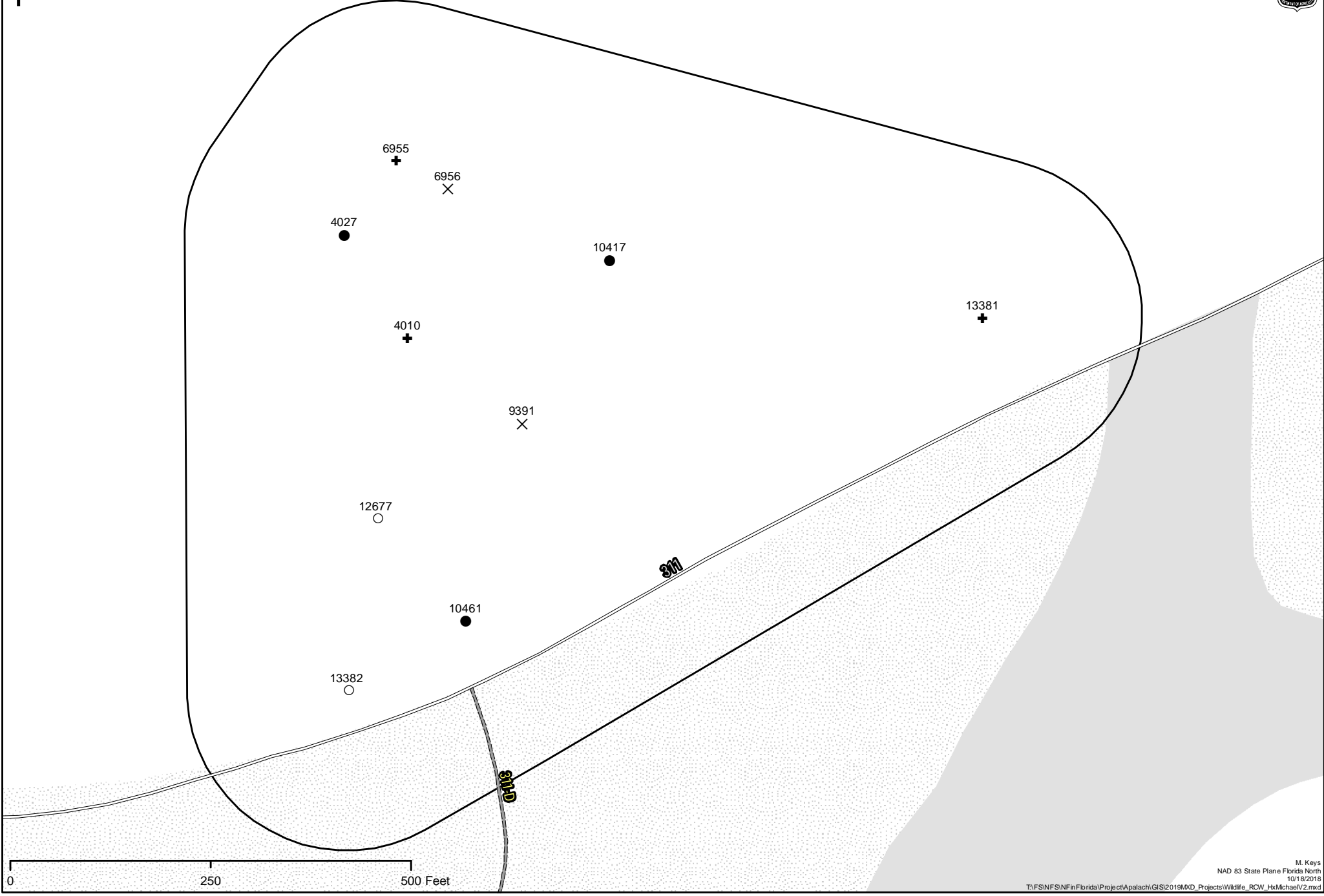
0 250 500 Feet

Apalachicola National Forest RCW Assessment

Cluster 307.02

Total Cavity Tree Count **10**

- | | | | |
|-------------------|--------------|----------------------|------------------------|
| RCW Tree (Status) | ◇ Unsuitable | RCW Cluster (Status) | Unsuitable RCW habitat |
| ● Active | ○ NA | ▭ Active | ■ Non Pine |
| ○ Inactive | ✚ Unknown | ▭ Inactive | ▨ Young Pine |
| ■ Recruitment | ✕ Non Extant | ▭ Recruitment | ■ Private Land |



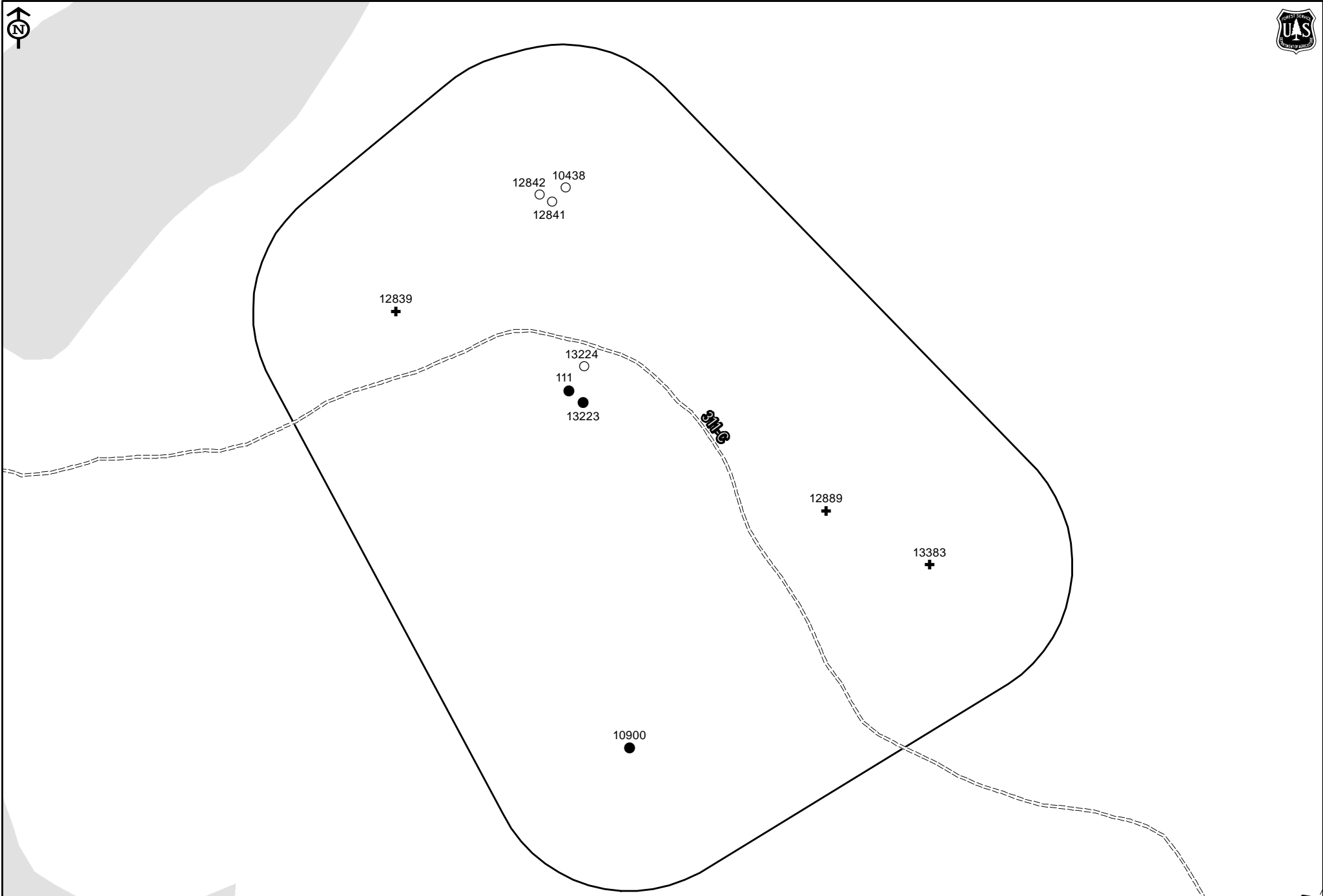
0 250 500 Feet

Apalachicola National Forest RCW Assessment

Cluster 307.03

Total Cavity Tree Count 10

- | | | | |
|---------------|--------------|----------------|--------------------------|
| ● Active | ◇ Unsuitable | ▭ Active | ■ Unsuitable RCW habitat |
| ○ Inactive | ○ NA | - - - Inactive | ■ Non Pine |
| ■ Recruitment | ✕ Non Extant | Recruitment | ● Young Pine |
| | | | ■ Private Land |



0 250 500 Feet

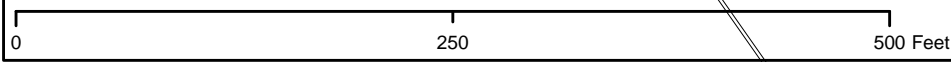
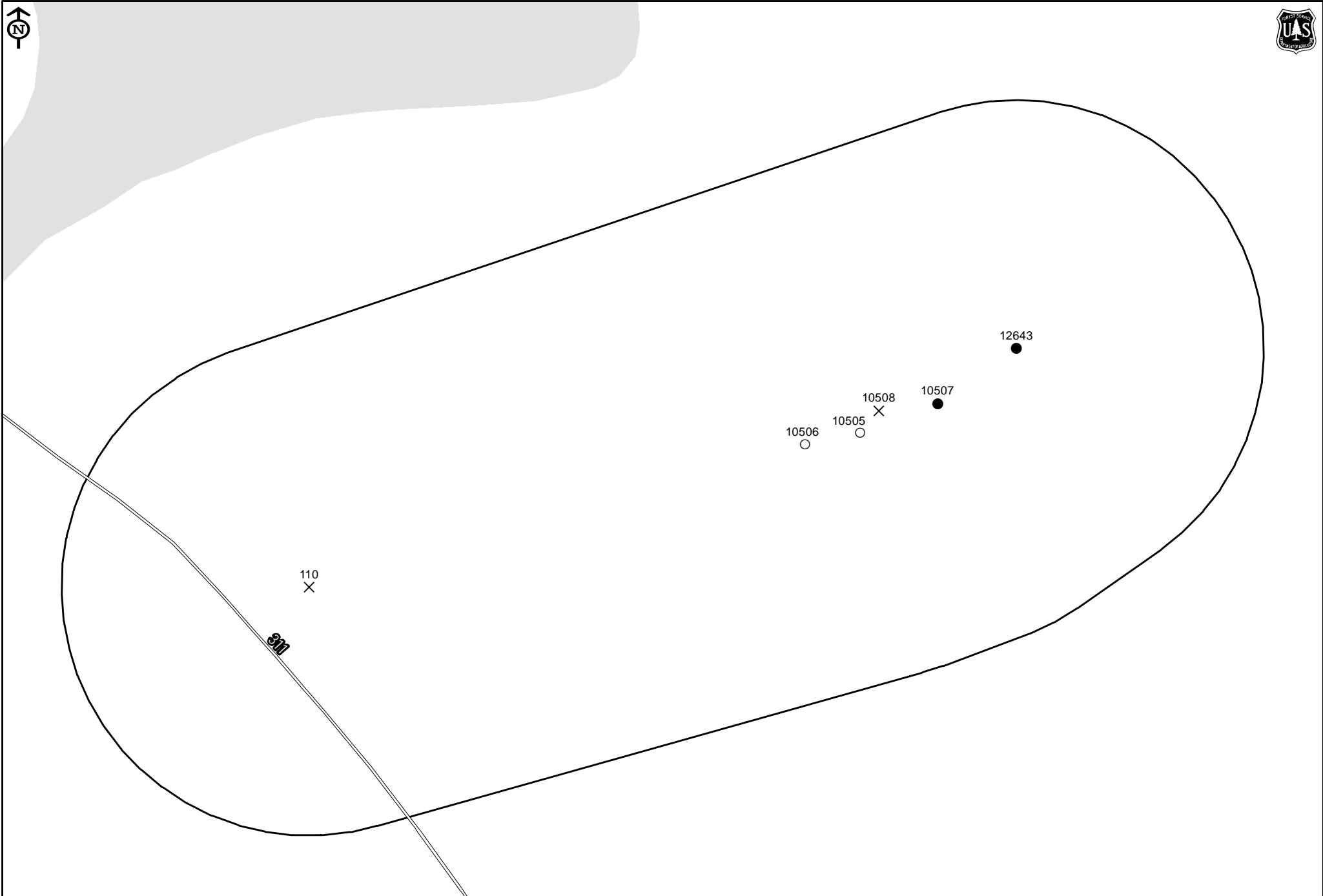
Apalachicola National Forest RCW Assessment

Cluster 307.05

Total Cavity Tree Count

6

- | | | | |
|---------------|--------------|---------------|--------------------------|
| ● Active | ◇ Unsuitable | ▭ Active | ■ Unsuitable RCW habitat |
| ○ Inactive | ○ NA | ▭ Inactive | ■ Non Pine |
| ■ Recruitment | ⊕ Unknown | ▭ Recruitment | ■ Young Pine |
| | × Non Extant | | ■ Private Land |



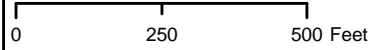
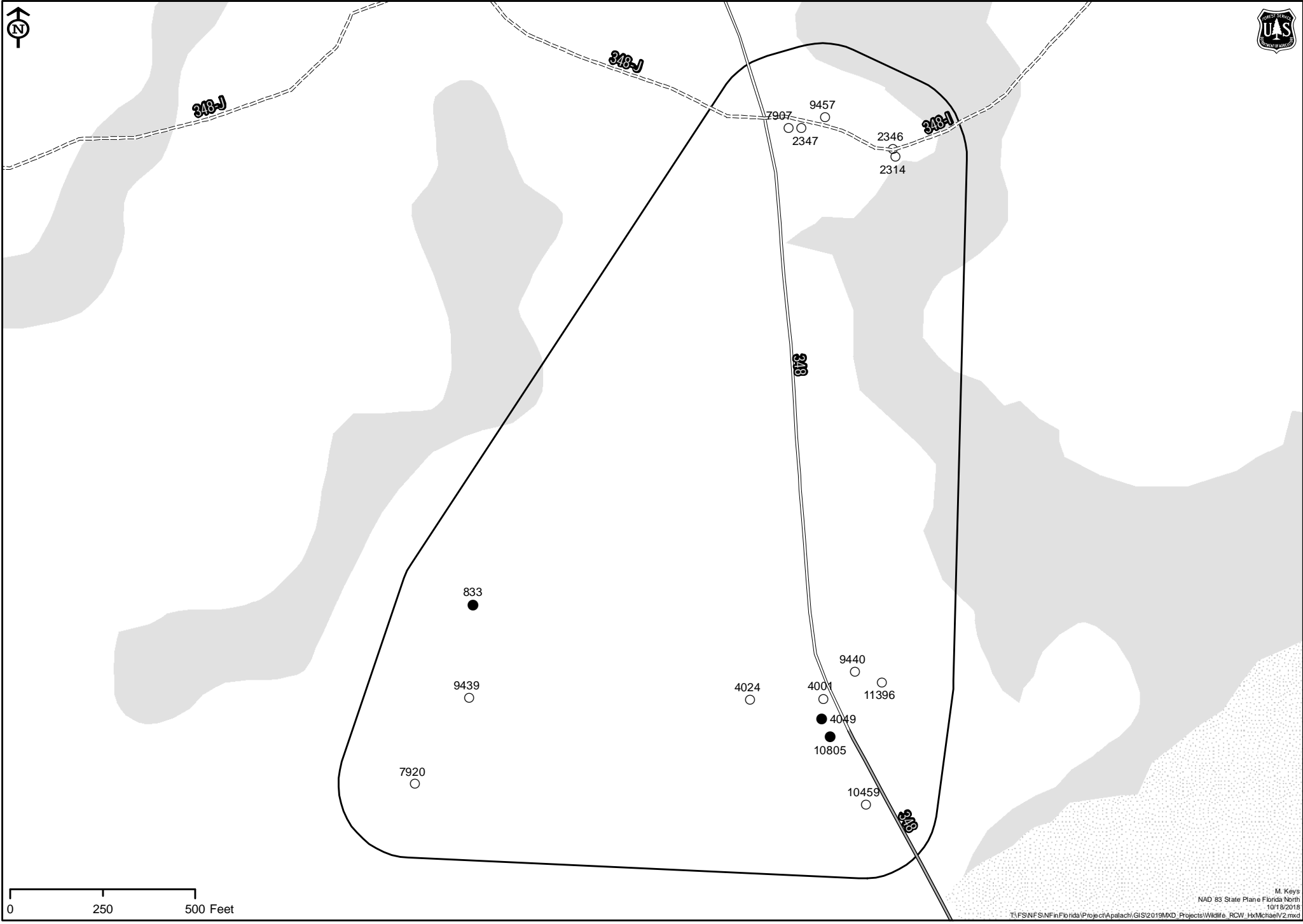
Apalachicola National Forest RCW Assessment

Cluster 307.06

Total Cavity Tree Count

15

- | | | | |
|-------------------|--------------|----------------------|------------------------|
| RCW Tree (Status) | ◇ Unsuitable | RCW Cluster (Status) | Unsuitable RCW habitat |
| ● Active | ○ NA | ▭ Active | ■ Non Pine |
| ○ Inactive | ✚ Unknown | ▭ Inactive | ▨ Young Pine |
| ■ Recruitment | ✕ Non Extant | ▭ Recruitment | ■ Private Land |



Apalachicola National Forest RCW Assessment

Cluster 307.07

Total Cavity Tree Count

4

- | | | | |
|-------------------|--------------|----------------------|------------------------|
| RCW Tree (Status) | ◇ Unsuitable | RCW Cluster (Status) | Unsuitable RCW habitat |
| ● Active | ○ NA | ▭ Active | ■ Non Pine |
| ○ Inactive | ✚ Unknown | ▭ Inactive | ▨ Young Pine |
| ■ Recruitment | ✕ Non Extant | ▭ Recruitment | ■ Private Land |

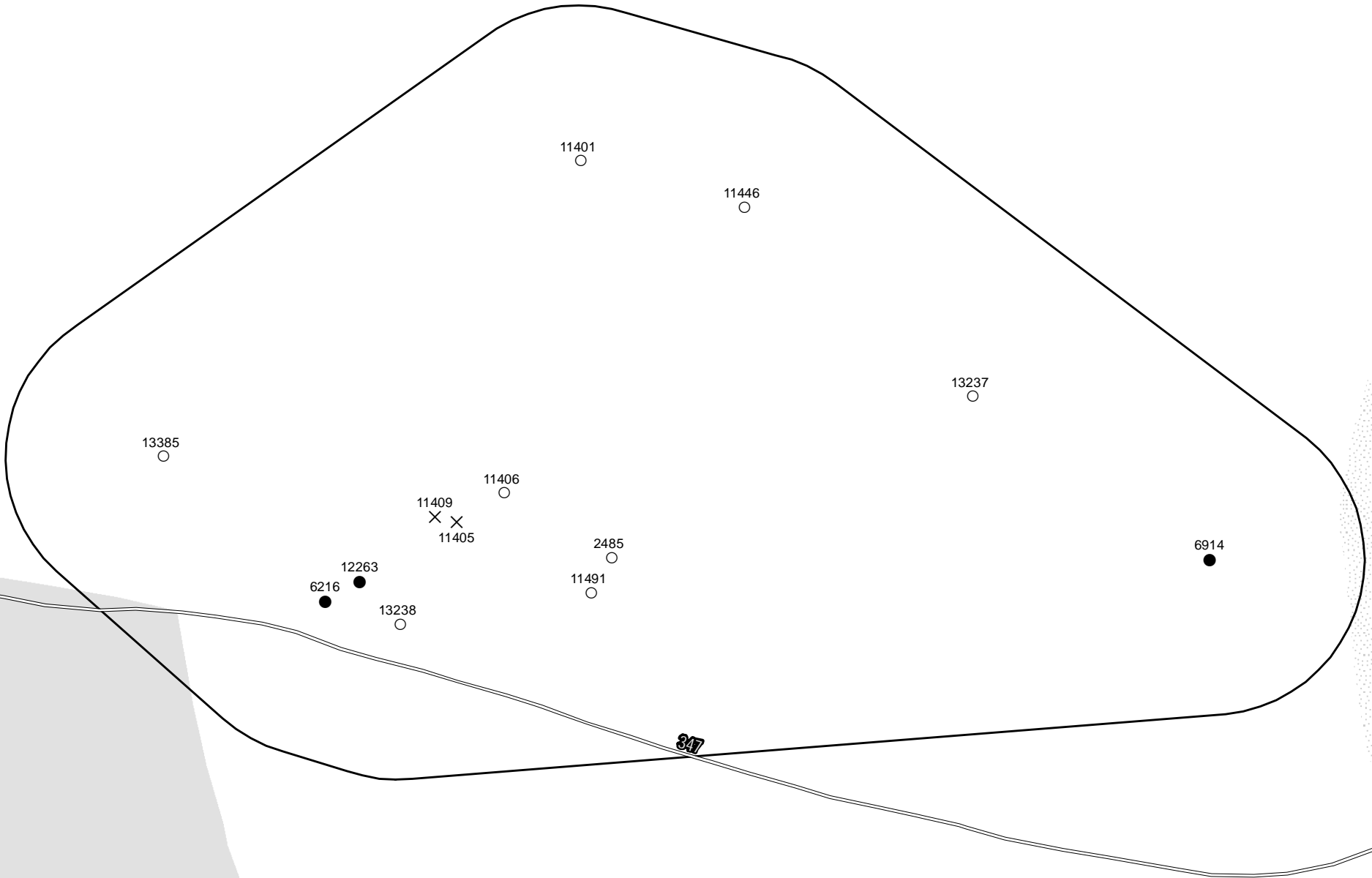


Apalachicola National Forest RCW Assessment

Cluster 308.01

Total Cavity Tree Count **13**

- | | | | |
|-------------------|--------------|----------------------|------------------------|
| RCW Tree (Status) | ◇ Unsuitable | RCW Cluster (Status) | Unsuitable RCW habitat |
| ● Active | ○ NA | ▭ Active | ■ Non Pine |
| ○ Inactive | ✚ Unknown | ▭ Inactive | ▨ Young Pine |
| ■ Recruitment | ✕ Non Extant | ▭ Recruitment | ■ Private Land |



13385

11401

11446

13237

11406

11409

11405

2485

6914

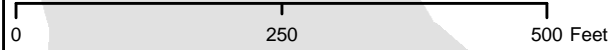
12263

6216

13238

11491

347




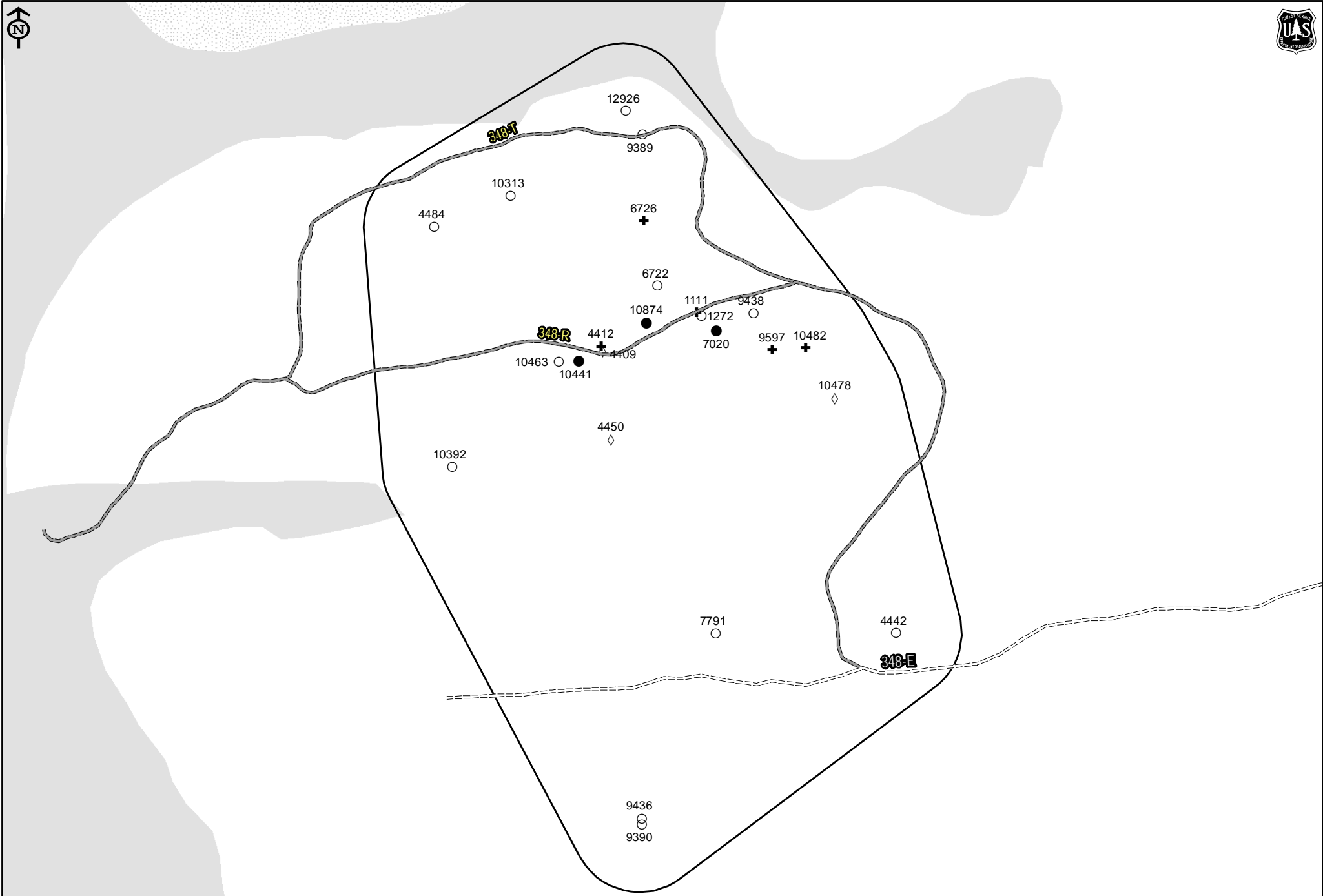
Apalachicola National Forest RCW Assessment

Cluster 308.03

Total Cavity Tree Count

24

- | | | | |
|---------------|--------------|---------------|--------------------------|
| ● Active | ◇ Unsuitable | ▭ Active | ■ Unsuitable RCW habitat |
| ○ Inactive | ○ NA | ▭ Inactive | ▨ Non Pine |
| ■ Recruitment | ✚ Unknown | ▭ Recruitment | ▨ Young Pine |
| | ✕ Non Extant | | ■ Private Land |



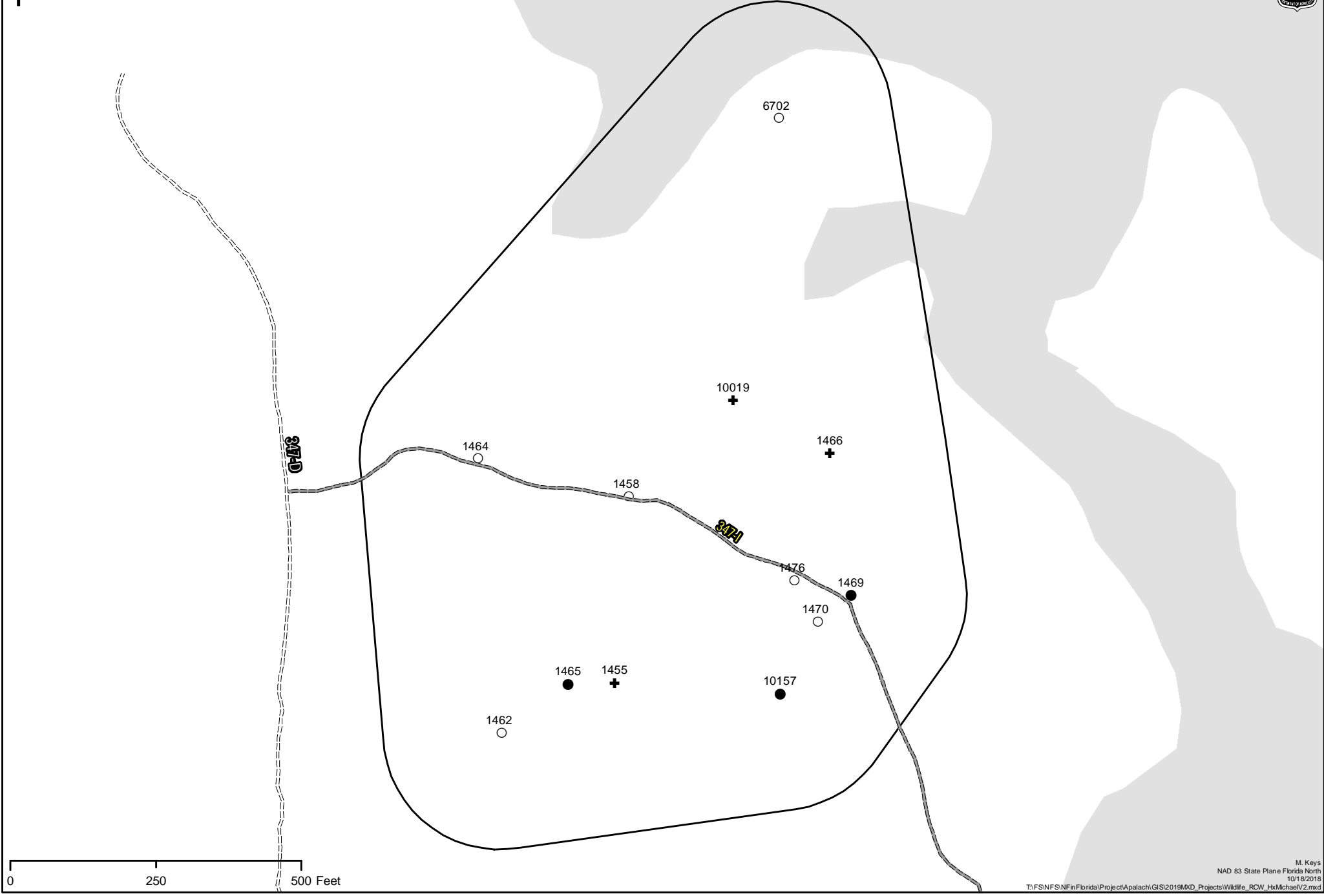
Apalachicola National Forest RCW Assessment

Cluster 308.04

Total Cavity Tree Count

12

- | | | | |
|---------------|--------------|---------------|--------------------------|
| ● Active | ◇ Unsuitable | ▭ Active | ■ Unsuitable RCW habitat |
| ○ Inactive | ○ NA | ▭ Inactive | ■ Non Pine |
| ■ Recruitment | ✚ Unknown | ▭ Recruitment | ■ Young Pine |
| | ✕ Non Extant | | ■ Private Land |



0 250 500 Feet

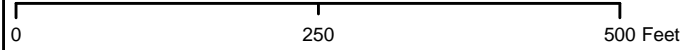
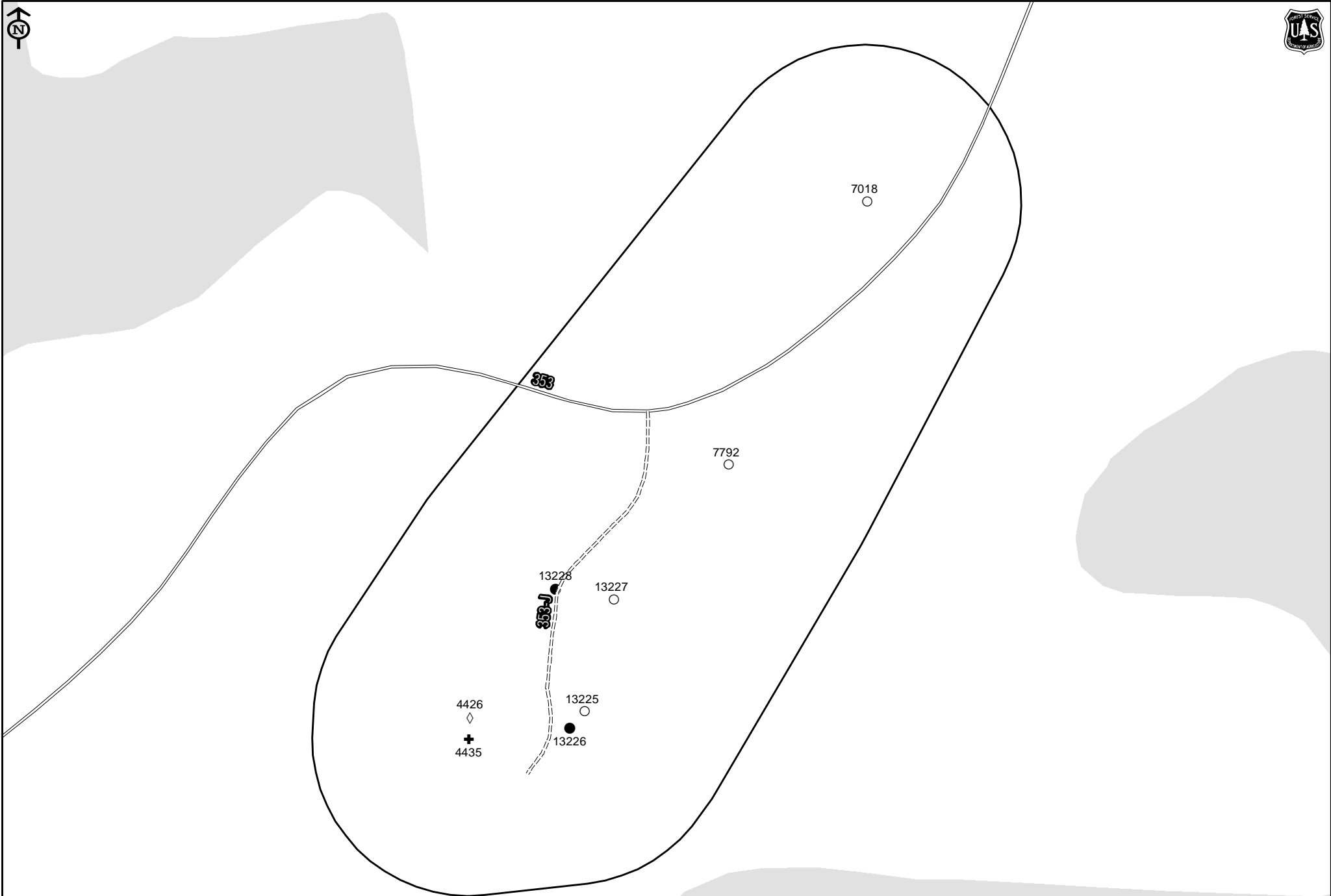
Apalachicola National Forest RCW Assessment

Cluster 308.05

Total Cavity Tree Count

8

- | | | | |
|-------------------|--------------|----------------------|------------------------|
| RCW Tree (Status) | ◇ Unsuitable | RCW Cluster (Status) | Unsuitable RCW habitat |
| ● Active | ○ NA | ▭ Active | ■ Non Pine |
| ○ Inactive | ✚ Unknown | - - - Inactive | ⋯ Young Pine |
| ■ Recruitment | ✕ Non Extant | Recruitment | ■ Private Land |



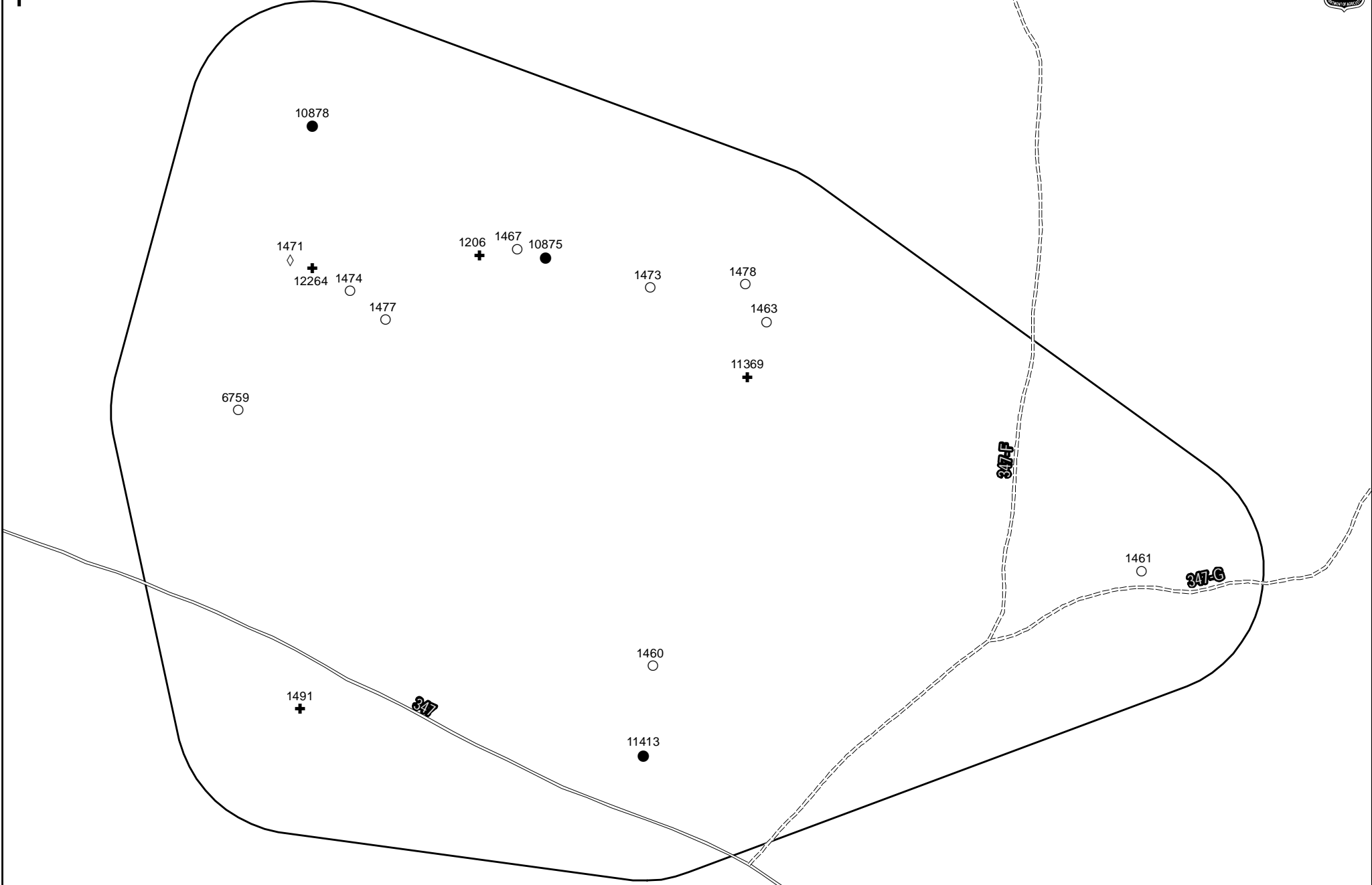
Apalachicola National Forest RCW Assessment

Cluster 308.06

Total Cavity Tree Count

17

- | | | | |
|---------------|--------------|---------------|----------------|
| ● Active | ◇ Unsuitable | ▭ Active | ■ Private Land |
| ○ Inactive | ○ NA | ▭ Inactive | ▨ Young Pine |
| ■ Recruitment | ✚ Unknown | ▭ Recruitment | |
| | ✕ Non Extant | | |



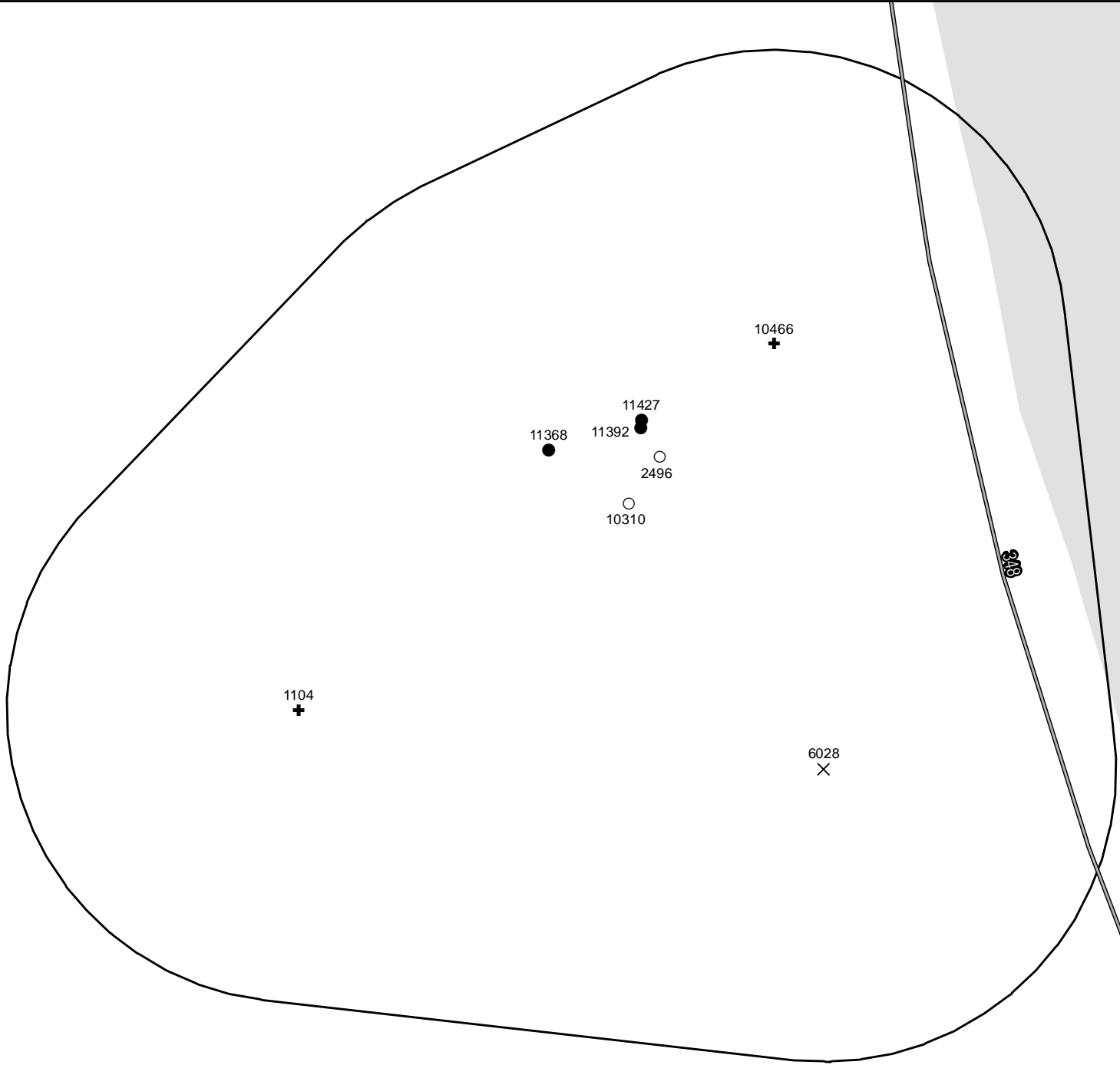
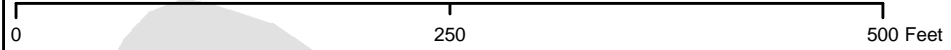
Apalachicola National Forest RCW Assessment

Cluster 308.07

Total Cavity Tree Count

8

- | | | | |
|---------------|----------------------|---------------|--------------------------|
| ◇ Unsuitable | RCW Cluster (Status) | □ Active | ■ Unsuitable RCW habitat |
| ● Active | ○ NA | □ Inactive | ■ Non Pine |
| ○ Inactive | ✚ Unknown | □ Recruitment | ■ Young Pine |
| ■ Recruitment | ✕ Non Extant | | ■ Private Land |



1104
✚

11368
●

11392
●

11427
●

2496
○

10310
○

10466
✚

6028
✕

310

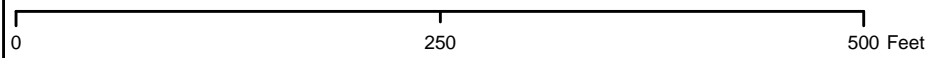
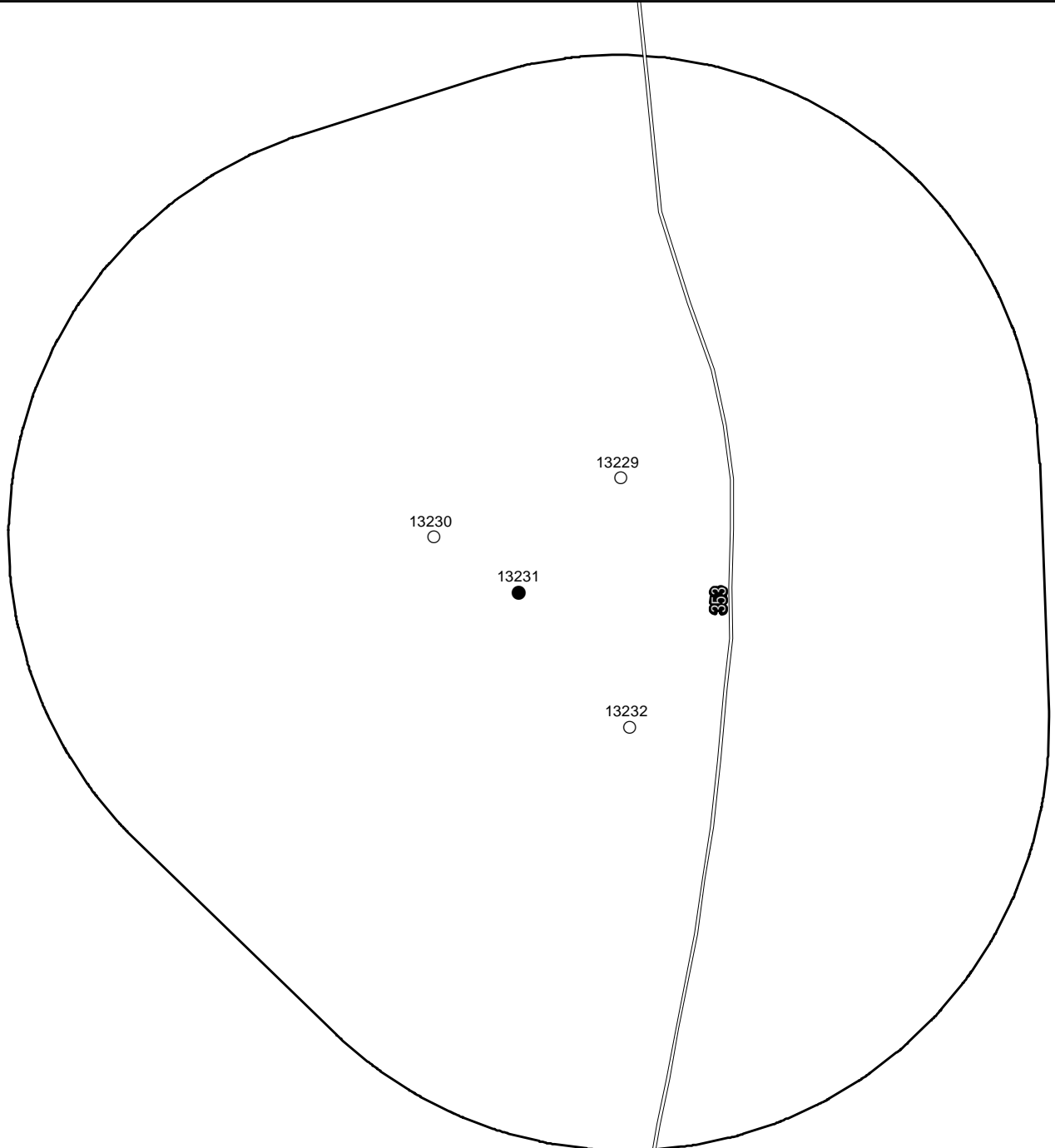
Apalachicola National Forest RCW Assessment

Cluster 309.03

Total Cavity Tree Count

4

- | | | | | | | | | | | | | |
|----------|------------|---------------|--------------|------|-----------|--------------|----------|------------|---------------|--------------------------|--------------|----------------|
| ● Active | ○ Inactive | ■ Recruitment | ◇ Unsuitable | ○ NA | ✚ Unknown | ✕ Non Extant | ▭ Active | ▭ Inactive | ▭ Recruitment | ▭ Unsuitable RCW habitat | | |
| | | | | | | | | | | ▭ Non Pine | ▭ Young Pine | ▭ Private Land |

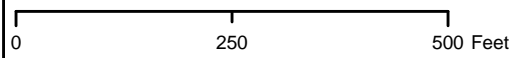


Apalachicola National Forest RCW Assessment

Cluster 31.01

Total Cavity Tree Count **18**

- | | | | |
|-------------------|--------------|----------------------|------------------------|
| RCW Tree (Status) | ◇ Unsuitable | RCW Cluster (Status) | Unsuitable RCW habitat |
| ● Active | ○ NA | ▭ Active | ■ Non Pine |
| ○ Inactive | ✚ Unknown | ▭ Inactive | ▨ Young Pine |
| ■ Recruitment | ✕ Non Extant | ▭ Recruitment | ■ Private Land |



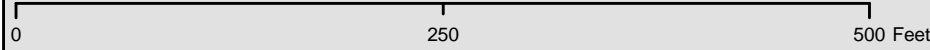
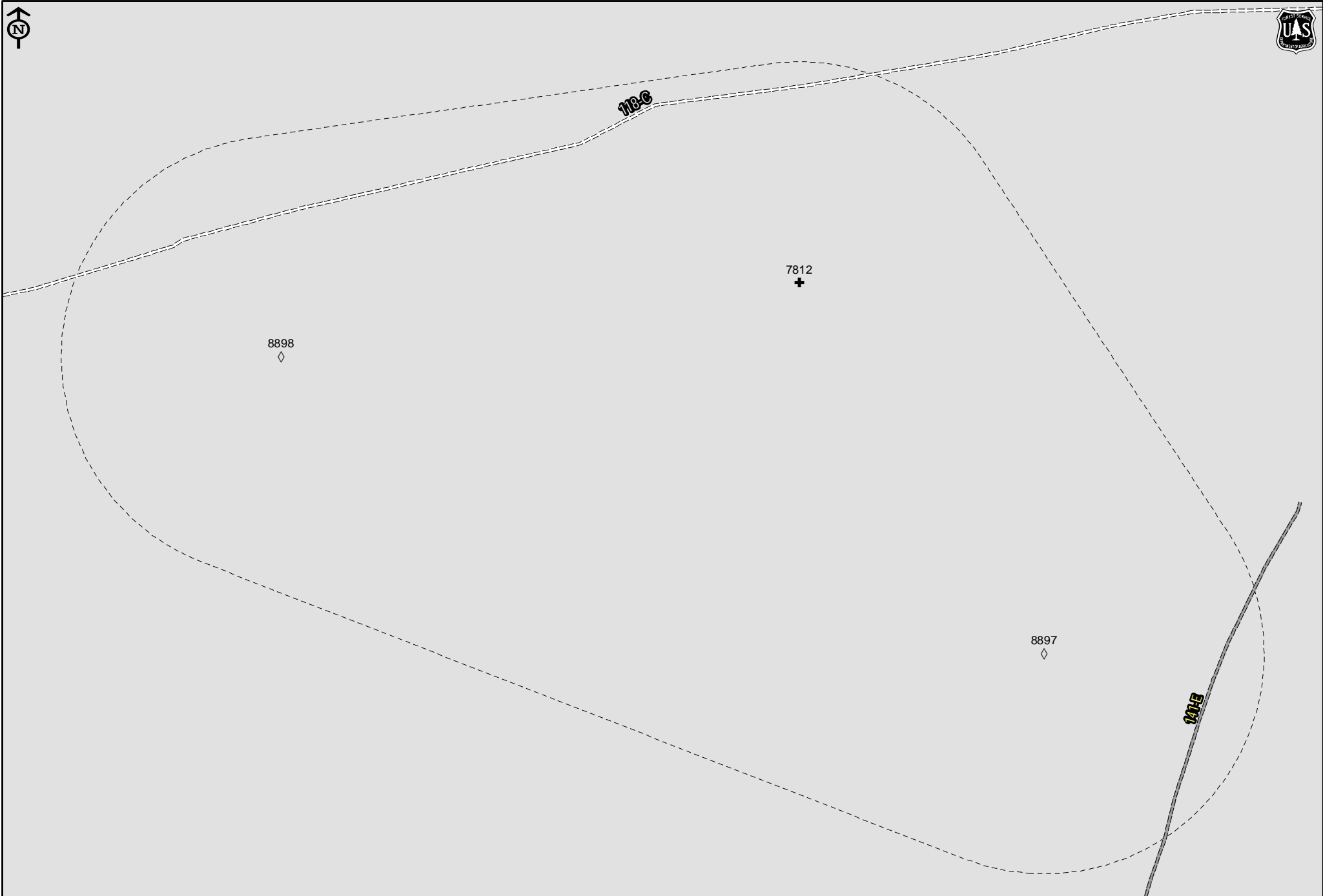
Apalachicola National Forest RCW Assessment

Cluster 31.04

Total Cavity Tree Count

3

- | | | | |
|---------------|--------------|---------------|--------------------------|
| ● Active | ◇ Unsuitable | ▭ Active | ■ Unsuitable RCW habitat |
| ○ Inactive | ○ NA | ▭ Inactive | ■ Non Pine |
| ■ Recruitment | ✦ Unknown | ▭ Recruitment | ■ Young Pine |
| | ✦ Non Extant | | ■ Private Land |



Apalachicola National Forest RCW Assessment

Cluster 310.04

Total Cavity Tree Count

4

- | | | | |
|---------------|--------------|---------------|----------------|
| ● Active | ◇ Unsuitable | ▭ Active | ■ Private Land |
| ○ Inactive | ○ NA | ▭ Inactive | ▨ Non Pine |
| ■ Recruitment | ✚ Unknown | ▭ Recruitment | ▨ Young Pine |
| | ✕ Non Extant | | |



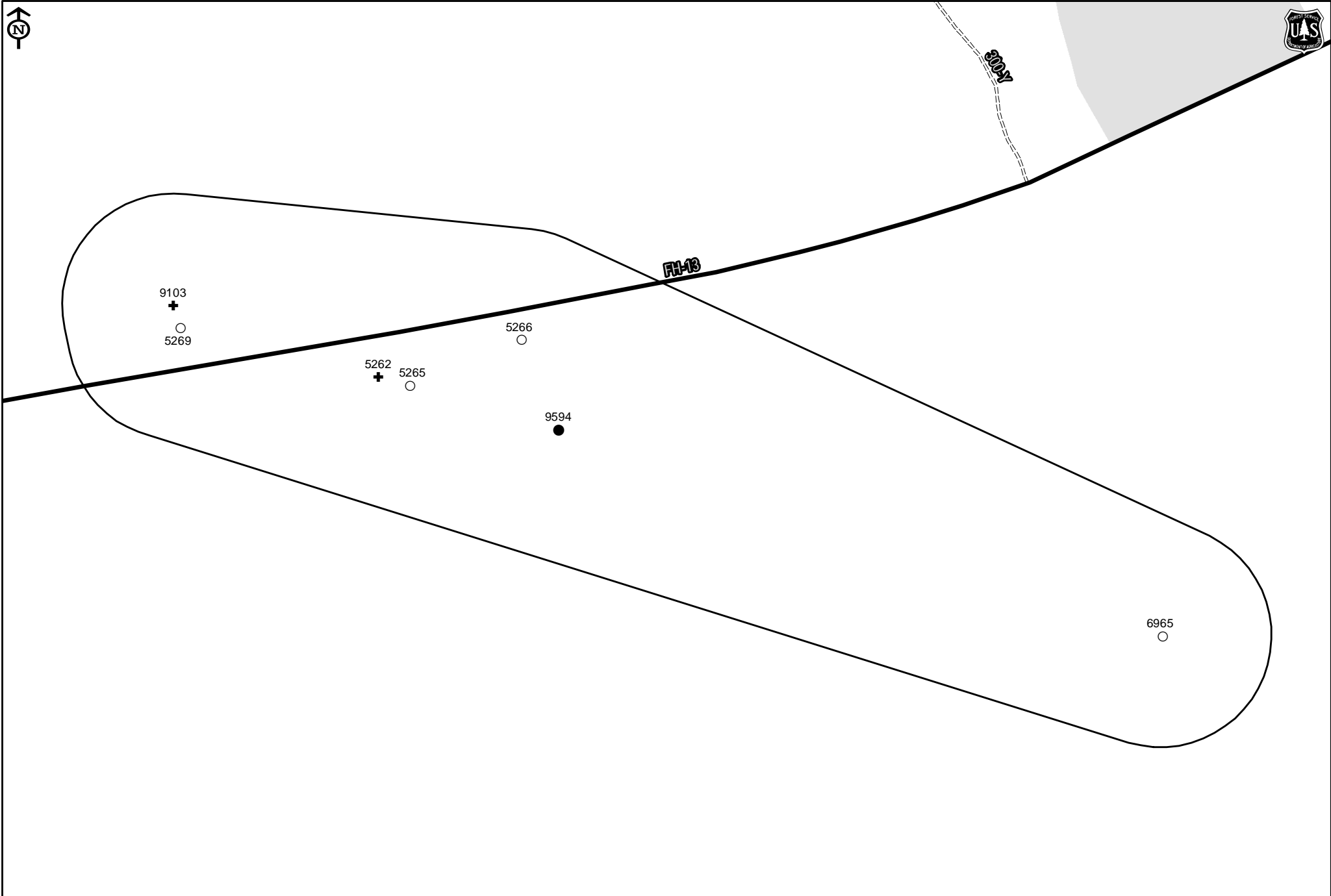
Apalachicola National Forest RCW Assessment

Cluster 313.01

Total Cavity Tree Count

7

- | | | | |
|-------------------|--------------|----------------------|------------------------|
| RCW Tree (Status) | ◇ Unsuitable | RCW Cluster (Status) | Unsuitable RCW habitat |
| ● Active | ○ NA | ▭ Active | ■ Non Pine |
| ○ Inactive | ✚ Unknown | ▭ Inactive | ▨ Young Pine |
| ■ Recruitment | ✕ Non Extant | ▭ Recruitment | ■ Private Land |



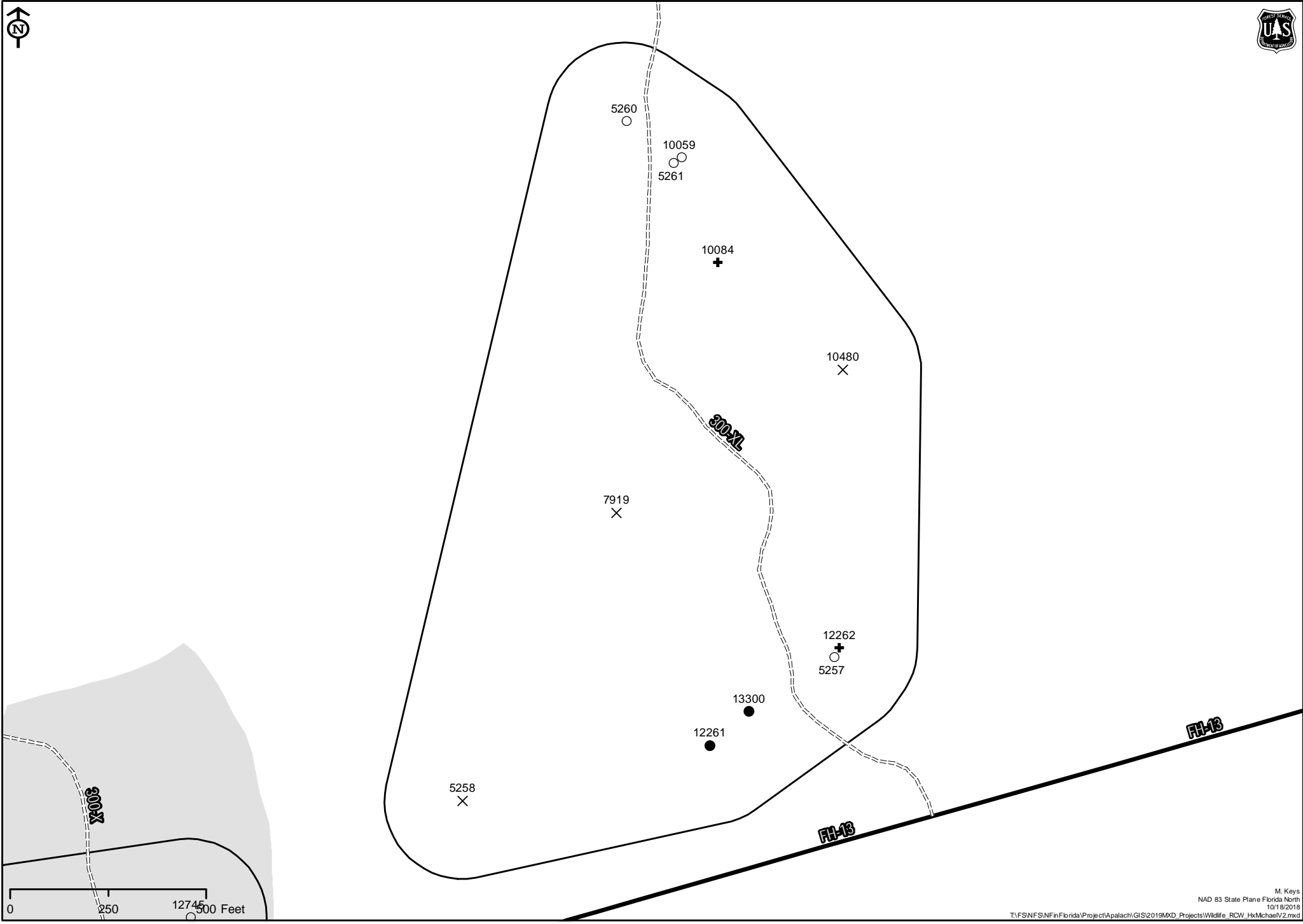
0 250 500 Feet

Apalachicola National Forest RCW Assessment

Cluster 313.02

Total Cavity Tree Count 11

- | | | | |
|-------------------|--------------|----------------------|------------------------|
| RCW Tree (Status) | ◇ Unsuitable | RCW Cluster (Status) | Unsuitable RCW habitat |
| ● Active | ○ NA | ▭ Active | ■ Non Pine |
| ○ Inactive | ✚ Unknown | ▭ Inactive | ▨ Young Pine |
| ■ Recruitment | ✕ Non Extant | ▭ Recruitment | ■ Private Land |

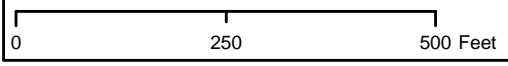
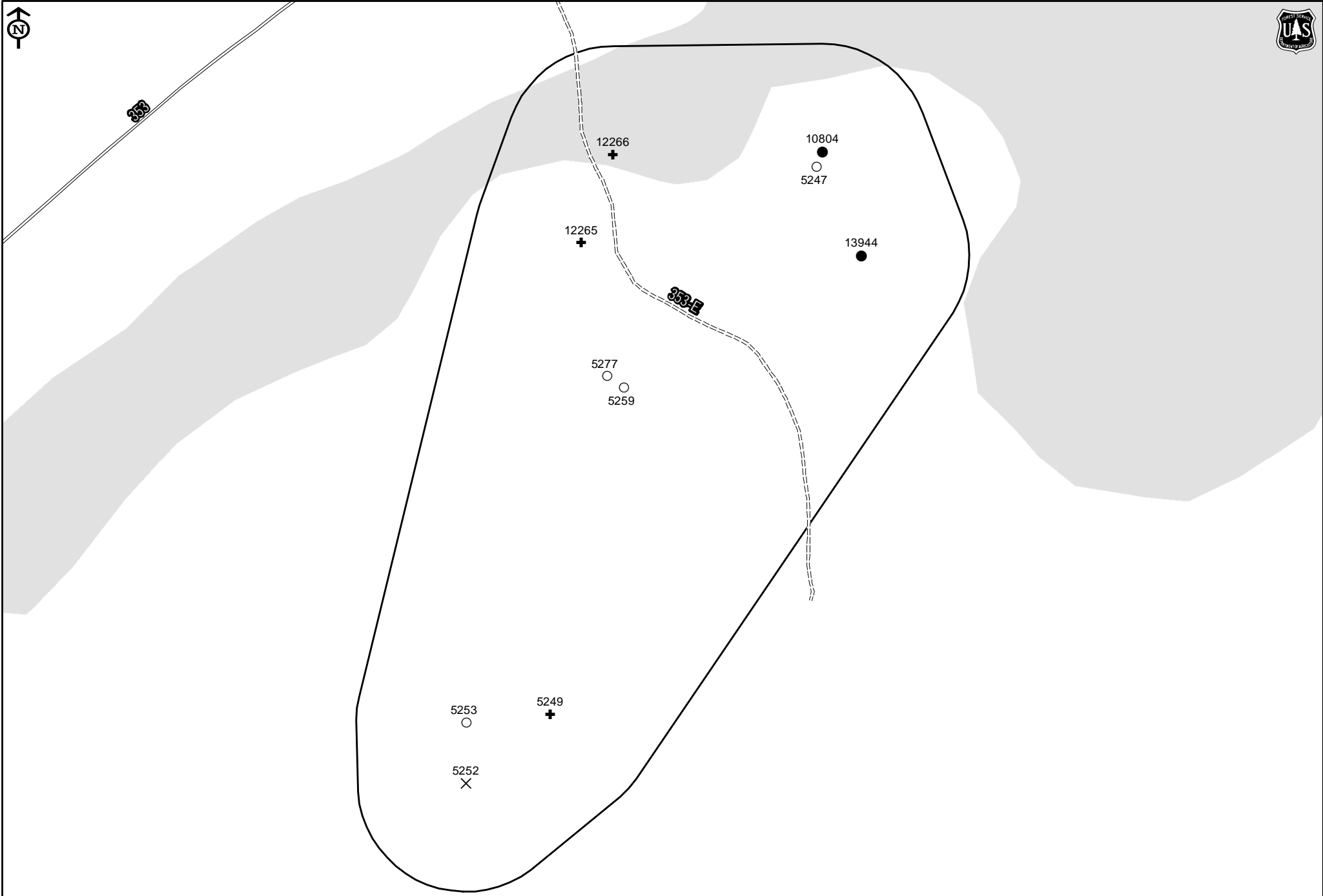


Apalachicola National Forest RCW Assessment

Cluster 313.03

Total Cavity Tree Count **10**

- | | | | |
|---------------|--------------|---------------|--------------------------|
| ● Active | ◇ Unsuitable | ▭ Active | ■ Unsuitable RCW habitat |
| ○ Inactive | ○ NA | ▭ Inactive | ■ Non Pine |
| ■ Recruitment | ✚ Unknown | ▭ Recruitment | ■ Young Pine |
| | ✕ Non Extant | | ■ Private Land |



Apalachicola National Forest RCW Assessment

Cluster 313.04

Total Cavity Tree Count

8

- | | | | |
|---------------|--------------|---------------|----------------|
| ● Active | ◇ Unsuitable | ▭ Active | ■ Private Land |
| ○ Inactive | ○ NA | ▭ Inactive | ▨ Young Pine |
| ■ Recruitment | ✚ Unknown | ▭ Recruitment | |
| | ✕ Non Extant | | |



0 250 500 Feet

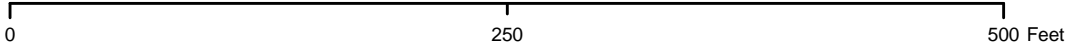
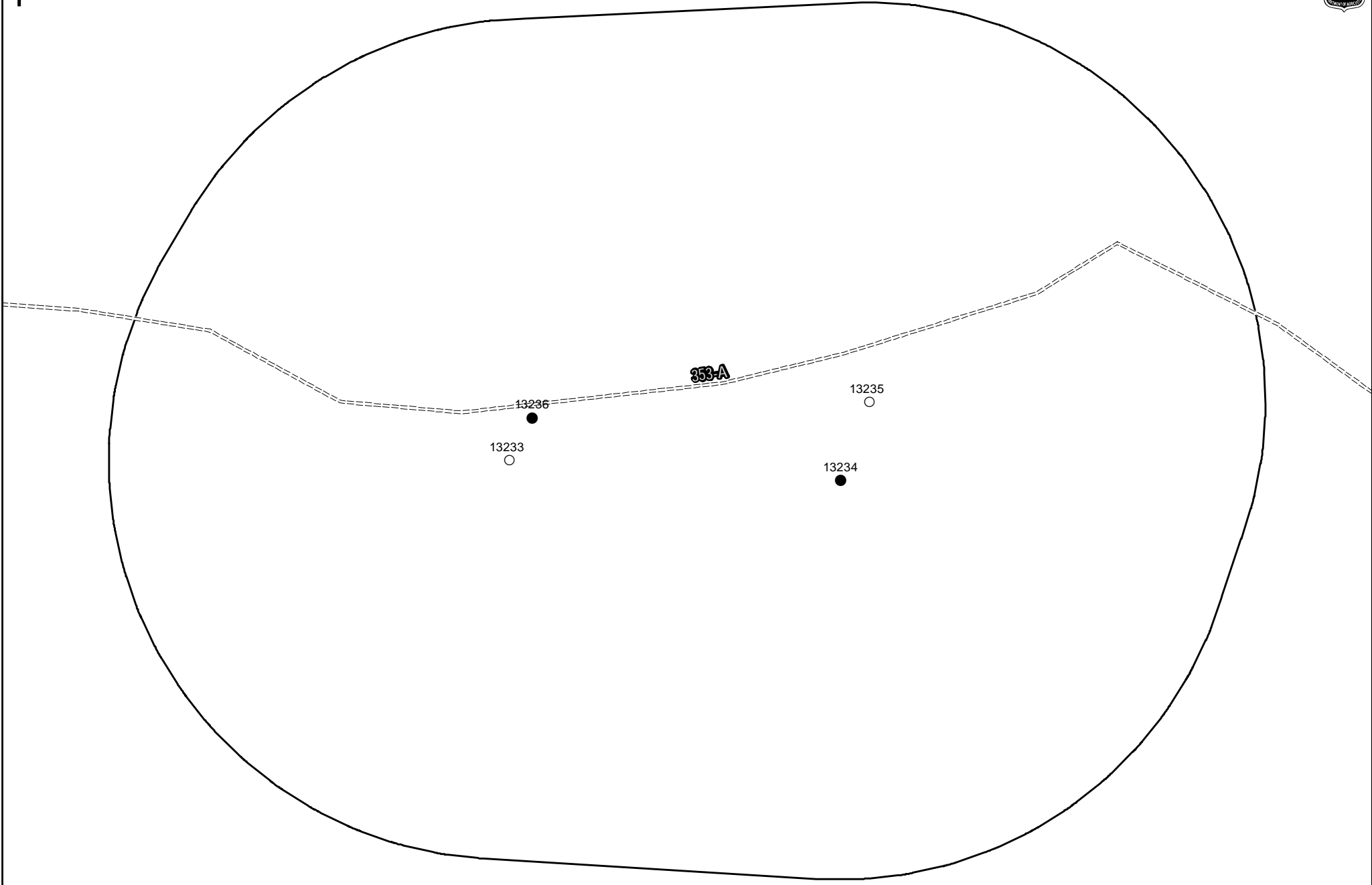
Apalachicola National Forest RCW Assessment

Cluster 313.05

Total Cavity Tree Count

4

- | | | | |
|---------------|--------------|---------------|----------------|
| ● Active | ◇ Unsuitable | ▭ Active | ■ Private Land |
| ○ Inactive | ○ NA | ▭ Inactive | ▨ Young Pine |
| ■ Recruitment | ✦ Unknown | ▭ Recruitment | |
| | ✕ Non Extant | | |



Apalachicola National Forest RCW Assessment

Cluster 314.01

Total Cavity Tree Count **14**

- | | | | |
|-------------------|--------------|----------------------|------------------------|
| RCW Tree (Status) | ◇ Unsuitable | RCW Cluster (Status) | Unsuitable RCW habitat |
| ● Active | ○ NA | ▭ Active | ■ Non Pine |
| ○ Inactive | ✚ Unknown | - - - Inactive | ▨ Young Pine |
| ■ Recruitment | ✕ Non Extant | Recruitment | ■ Private Land |



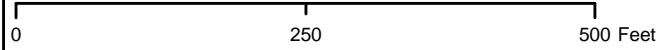
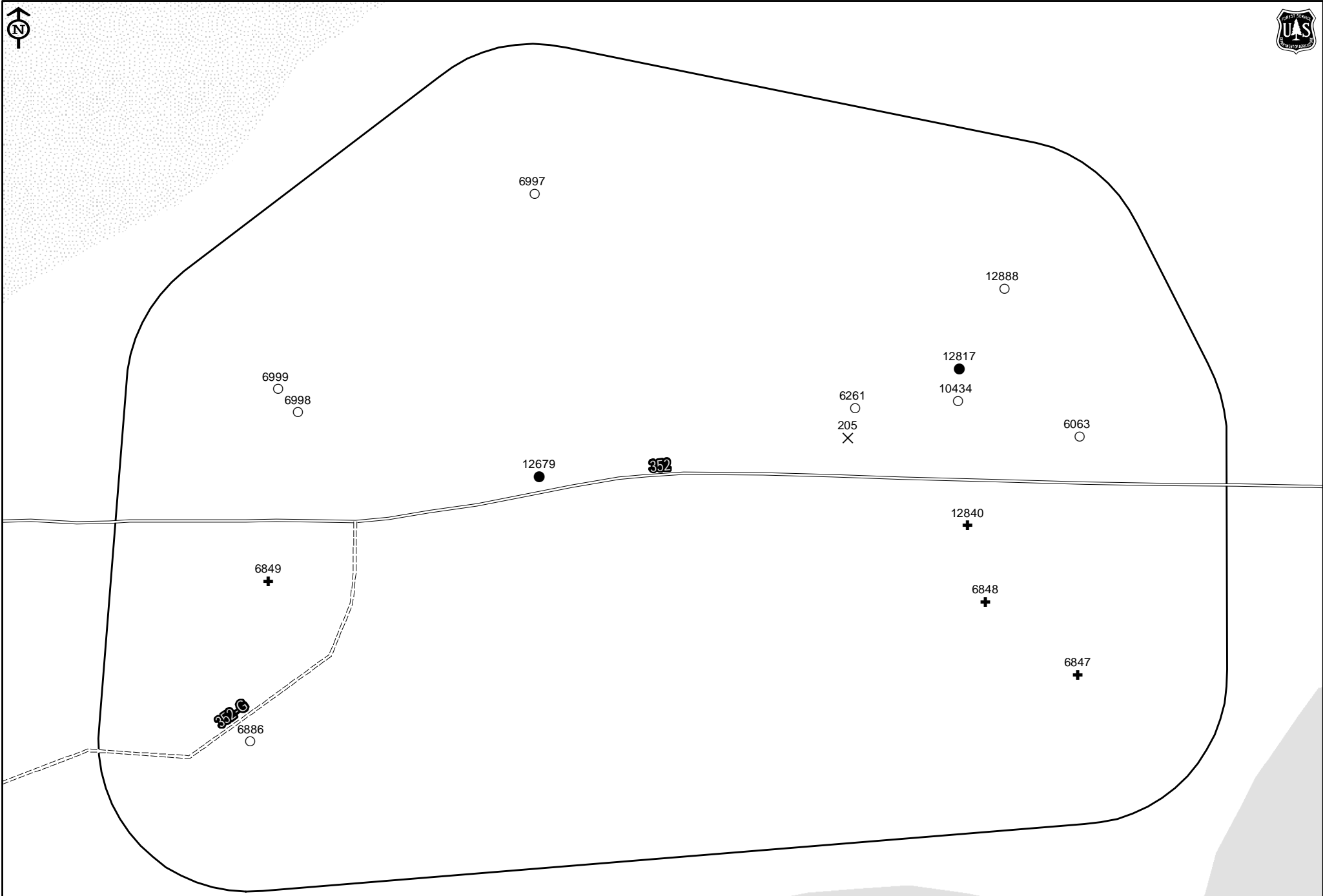
0 250 500 Feet

Apalachicola National Forest RCW Assessment

Cluster 314.03

Total Cavity Tree Count **15**

- | | | | |
|---------------|--------------|---------------|----------------|
| ● Active | ◇ Unsuitable | ▭ Active | ■ Private Land |
| ○ Inactive | ○ NA | ▭ Inactive | ▨ Non Pine |
| ■ Recruitment | ✚ Unknown | ▭ Recruitment | ▨ Young Pine |
| | ✕ Non Extant | | |

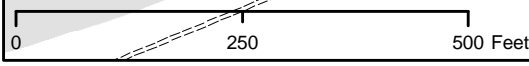
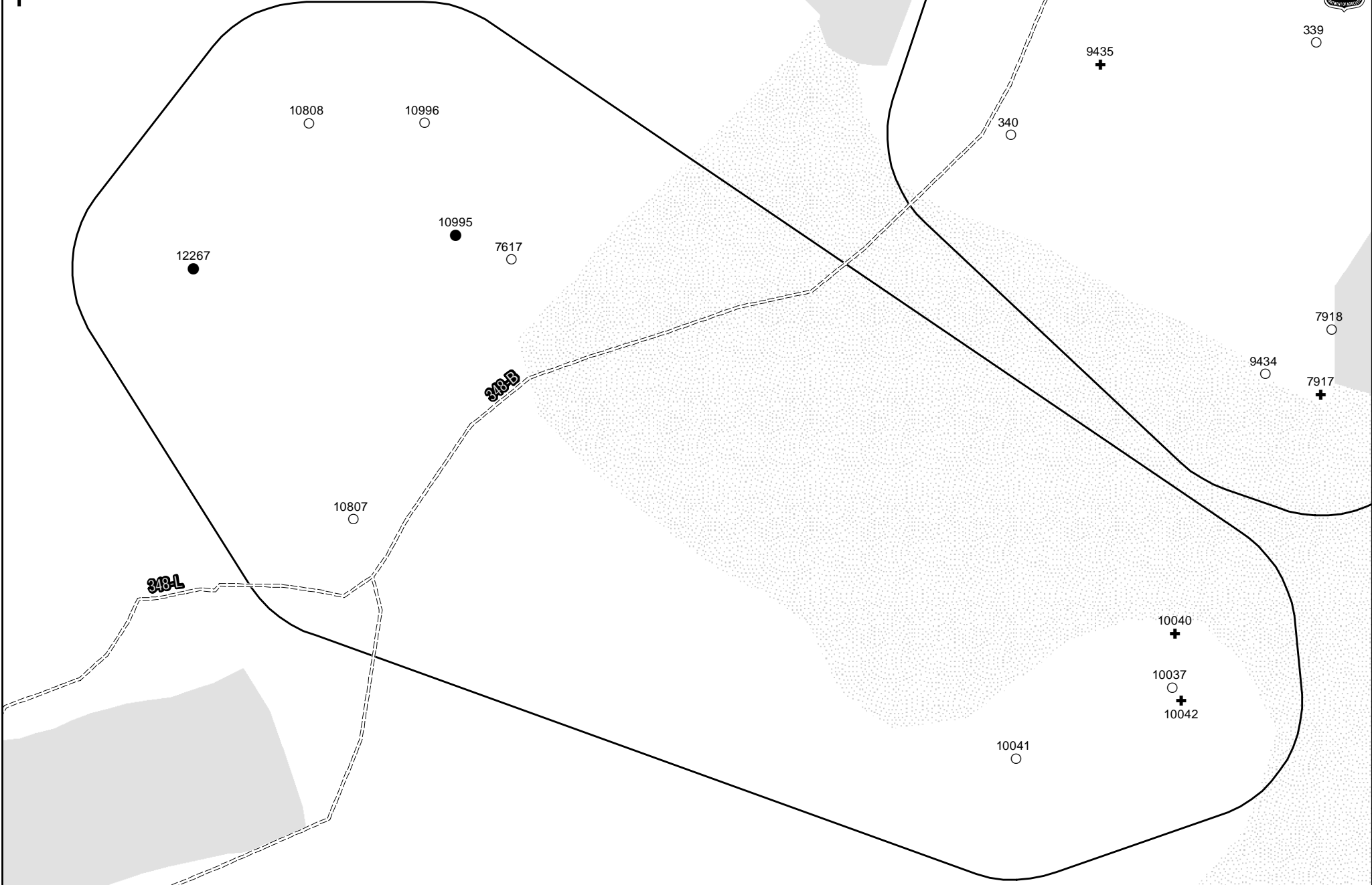


Apalachicola National Forest RCW Assessment

Cluster 314.04

Total Cavity Tree Count 10

- | | | | |
|---------------|--------------|---------------|----------------|
| ● Active | ◇ Unsuitable | ▭ Active | ■ Private Land |
| ○ Inactive | ○ NA | ▭ Inactive | ▨ Young Pine |
| ■ Recruitment | ⊕ Unknown | ▭ Recruitment | |
| | × Non Extant | | |


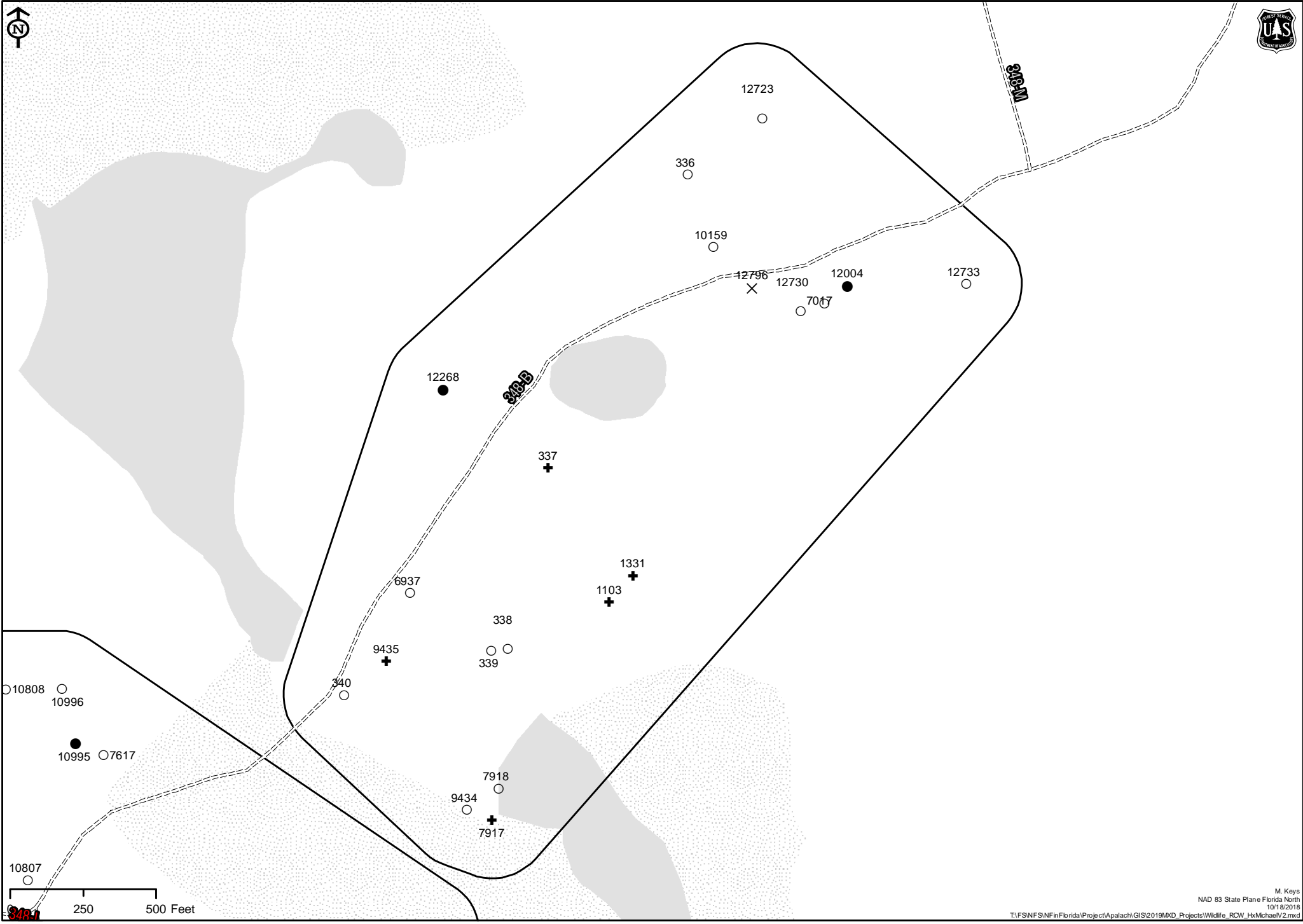


Apalachicola National Forest RCW Assessment

Cluster 314.05

Total Cavity Tree Count **20**

- | | | | |
|---------------|--------------|---------------|--------------------------|
| ● Active | ◇ Unsuitable | ▭ Active | ■ Unsuitable RCW habitat |
| ○ Inactive | ○ NA | ▭ Inactive | ■ Non Pine |
| ■ Recruitment | ✚ Unknown | ▭ Recruitment | ■ Young Pine |
| | ✕ Non Extant | | ■ Private Land |




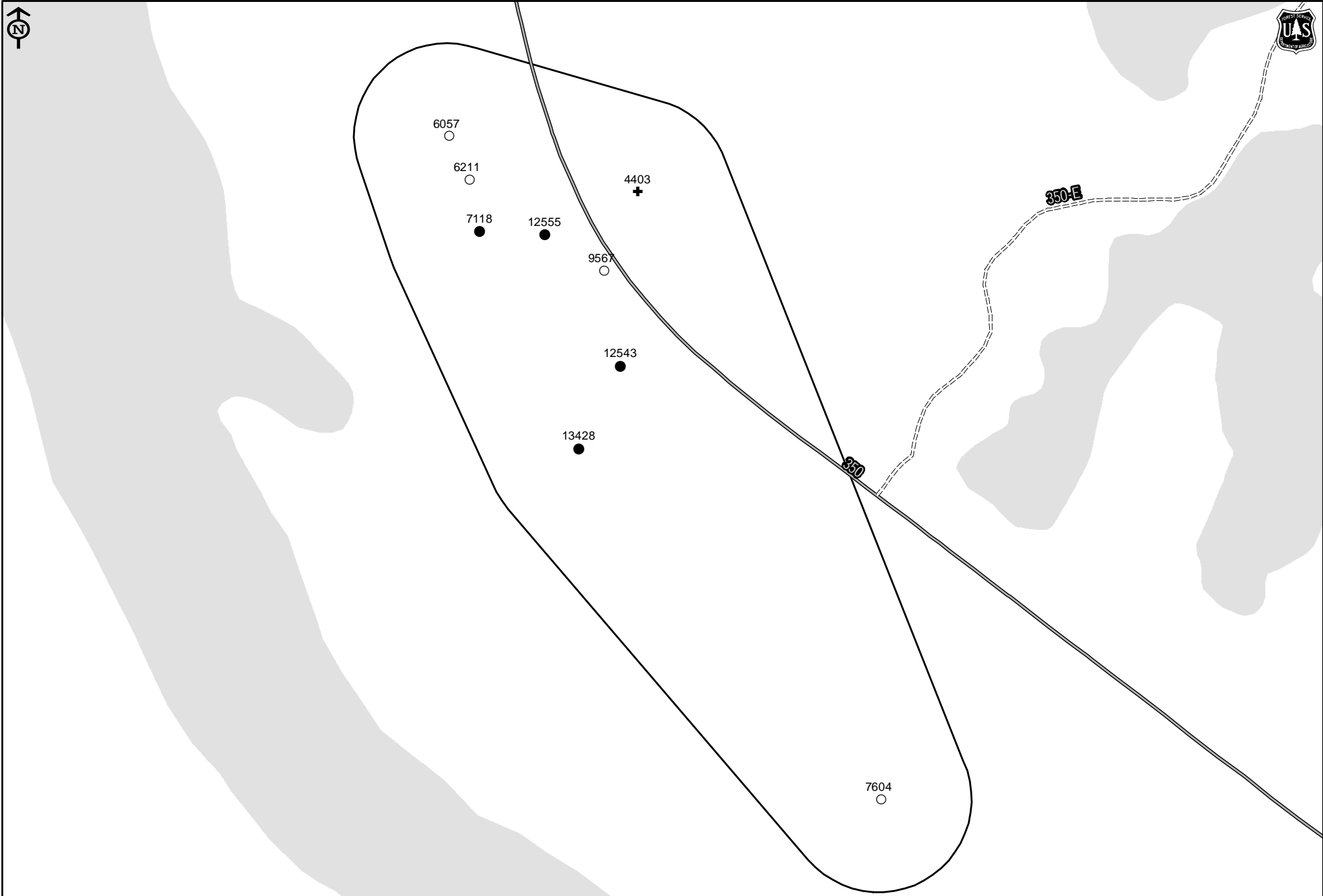
Apalachicola National Forest RCW Assessment

Cluster 315.01

Total Cavity Tree Count

9

- | | | | |
|-------------------|--------------|----------------------|------------------------|
| RCW Tree (Status) | ◇ Unsuitable | RCW Cluster (Status) | Unsuitable RCW habitat |
| ● Active | ○ NA | ▭ Active | ■ Non Pine |
| ○ Inactive | ✚ Unknown | ▭ Inactive | ▨ Young Pine |
| ■ Recruitment | ✕ Non Extant | ▭ Recruitment | ■ Private Land |



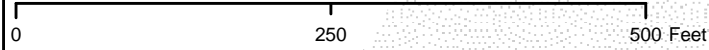
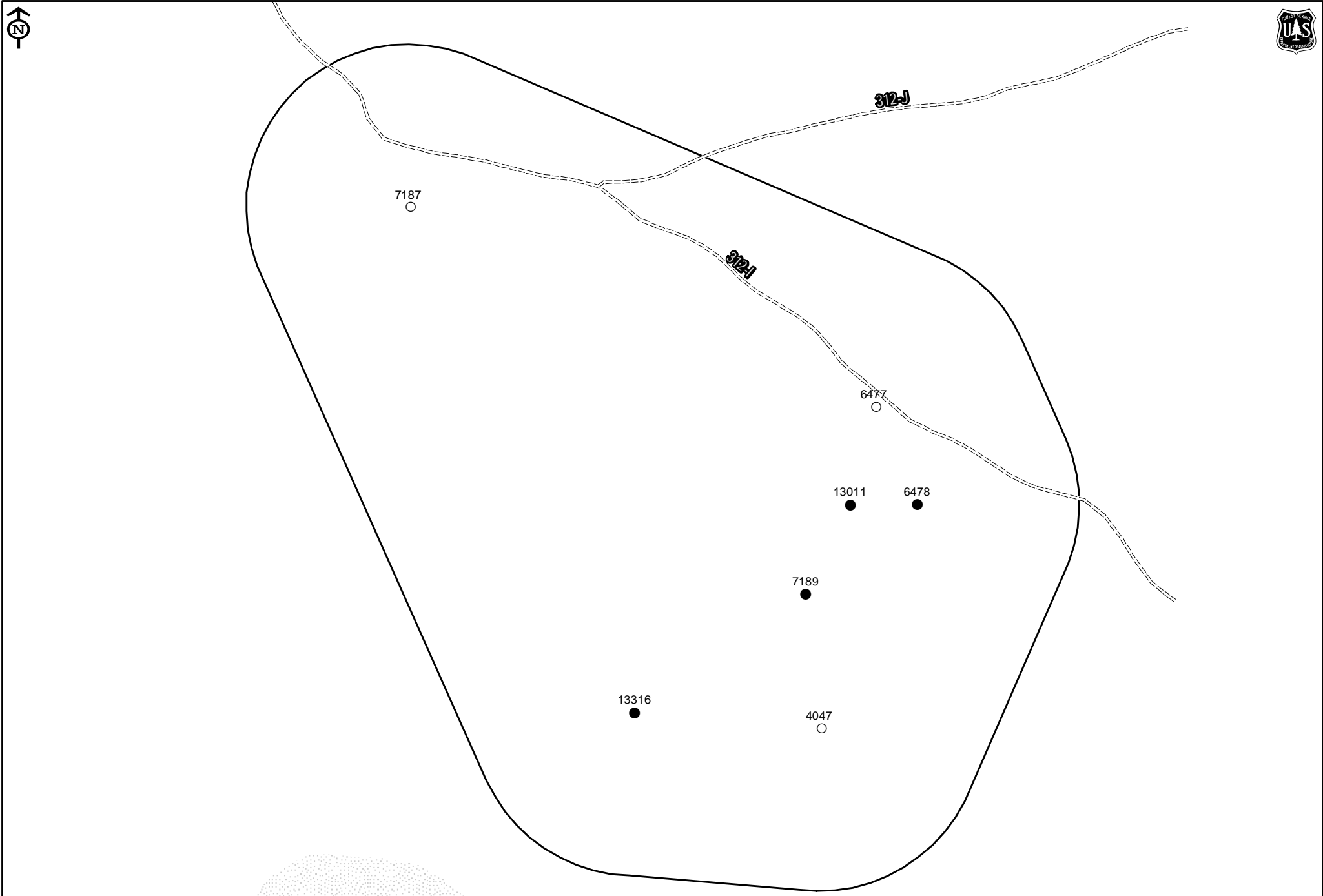
Apalachicola National Forest RCW Assessment

Cluster 315.03

Total Cavity Tree Count

7

- | | | | |
|---------------|--------------|---------------|----------------|
| ● Active | ◇ Unsuitable | ▭ Active | ■ Private Land |
| ○ Inactive | ○ NA | ▭ Inactive | ▨ Young Pine |
| ■ Recruitment | ⊕ Unknown | ▭ Recruitment | |
| | × Non Extant | | |



Apalachicola National Forest RCW Assessment

Cluster 315.04

Total Cavity Tree Count **18**

- | | | | |
|---------------|--------------|---------------|--------------------------|
| ● Active | ◇ Unsuitable | ▭ Active | ■ Unsuitable RCW habitat |
| ○ Inactive | ○ NA | ▭ Inactive | ■ Non Pine |
| ■ Recruitment | ✕ Unknown | ▭ Recruitment | ■ Young Pine |
| | ✕ Non Extant | | ■ Private Land |



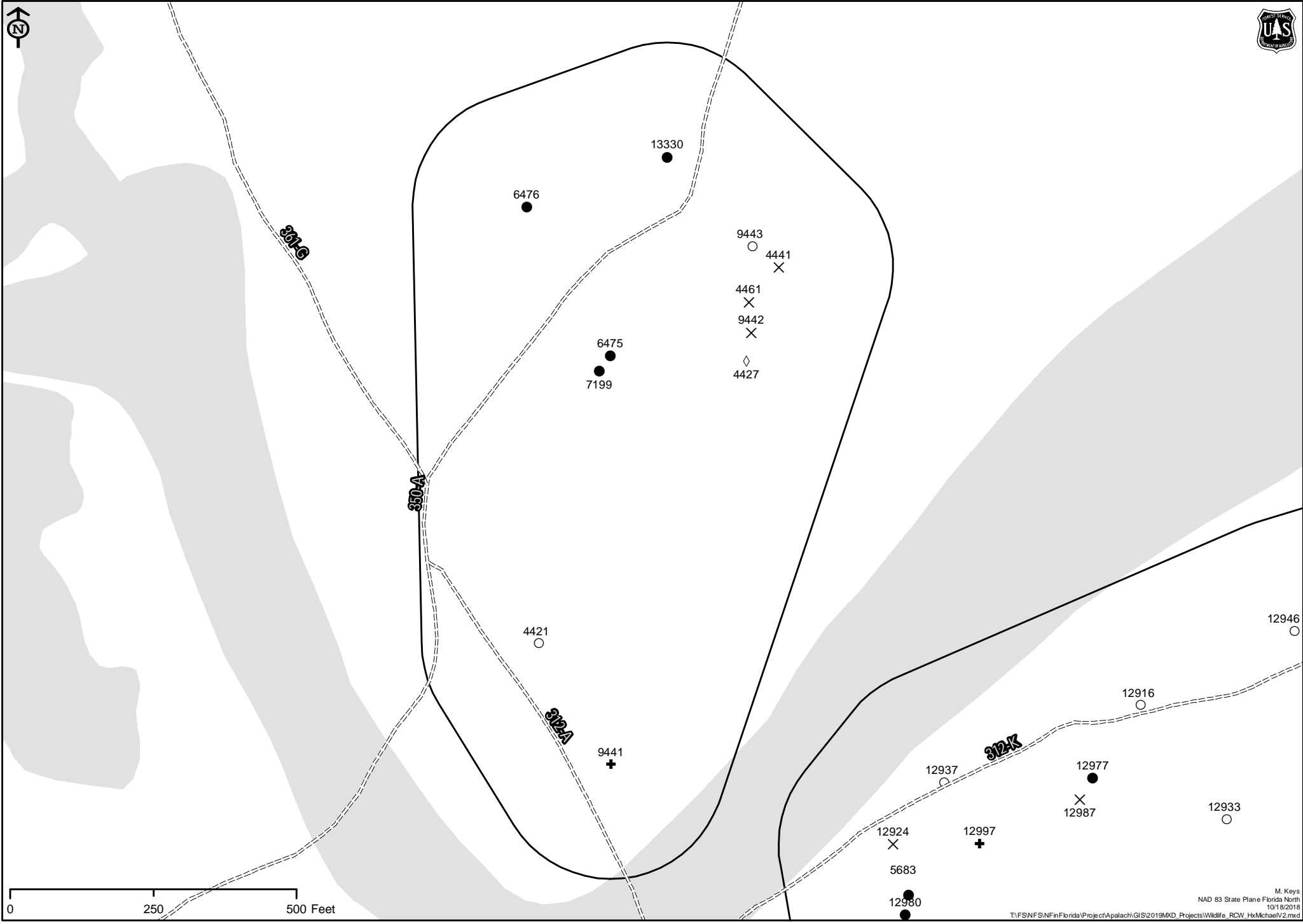
Apalachicola National Forest RCW Assessment

Cluster 315.05

Total Cavity Tree Count

11

- | | | | |
|---------------|--------------|---------------|----------------|
| ● Active | ◇ Unsuitable | ▭ Active | ■ Private Land |
| ○ Inactive | ○ NA | ▭ Inactive | ▨ Young Pine |
| ■ Recruitment | ✦ Unknown | ▭ Recruitment | |
| | ✕ Non Extant | | |



0 250 500 Feet

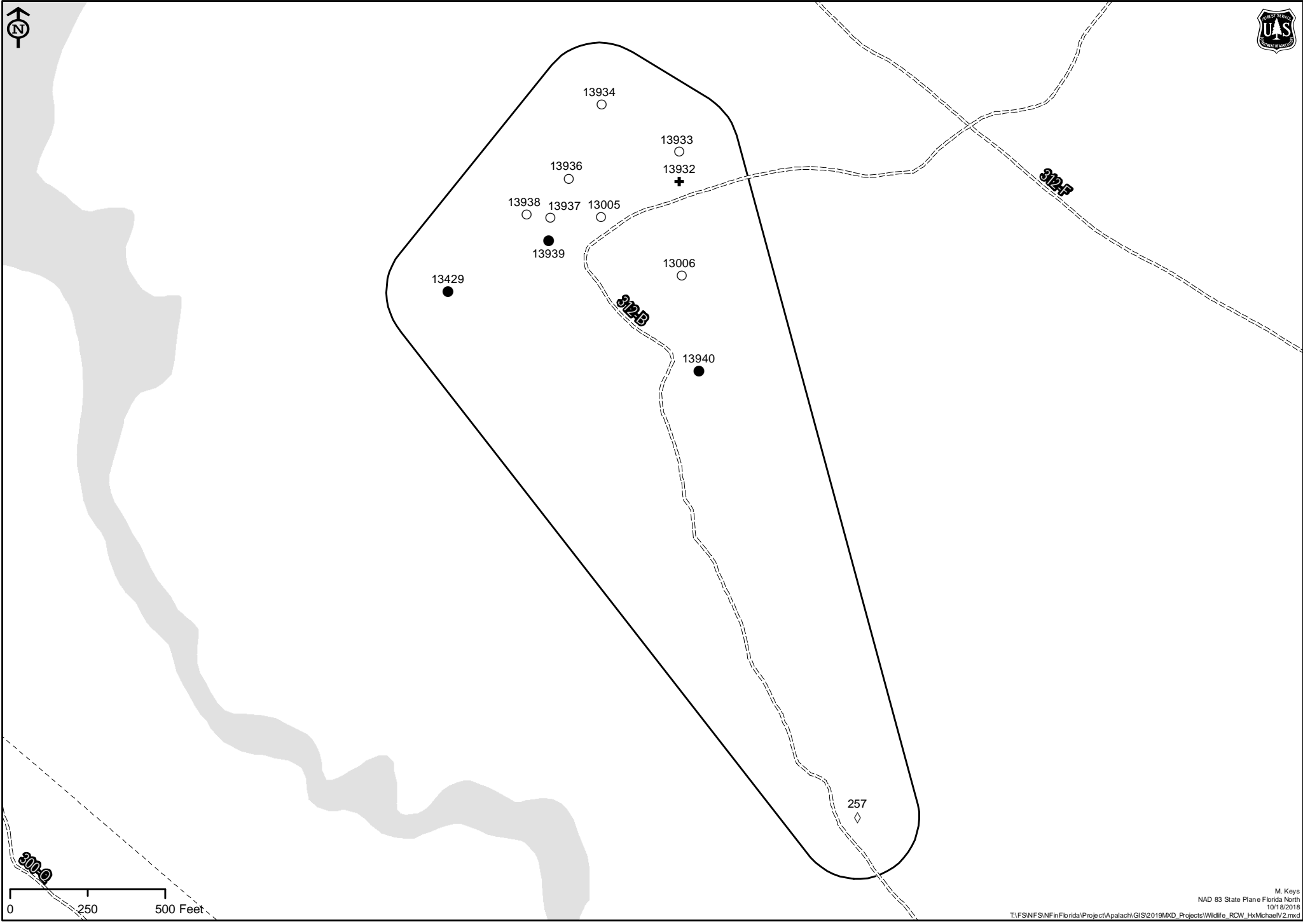
Apalachicola National Forest RCW Assessment

Cluster 320.02

Total Cavity Tree Count

12

- | | | | | | | | | | |
|----------|------------|---------------|--------------|------|---|---|--------------------------|----------------|---------------|
| ● Active | ○ Inactive | ■ Recruitment | ◇ Unsuitable | ○ NA | + | × | ▭ Active | - - - Inactive | ▭ Recruitment |
| | | | | | | | ▭ Unsuitable RCW habitat | | |
| | | | | | | | ▭ Non Pine | | |
| | | | | | | | ▭ Young Pine | | |
| | | | | | | | ▭ Private Land | | |



0 250 500 Feet

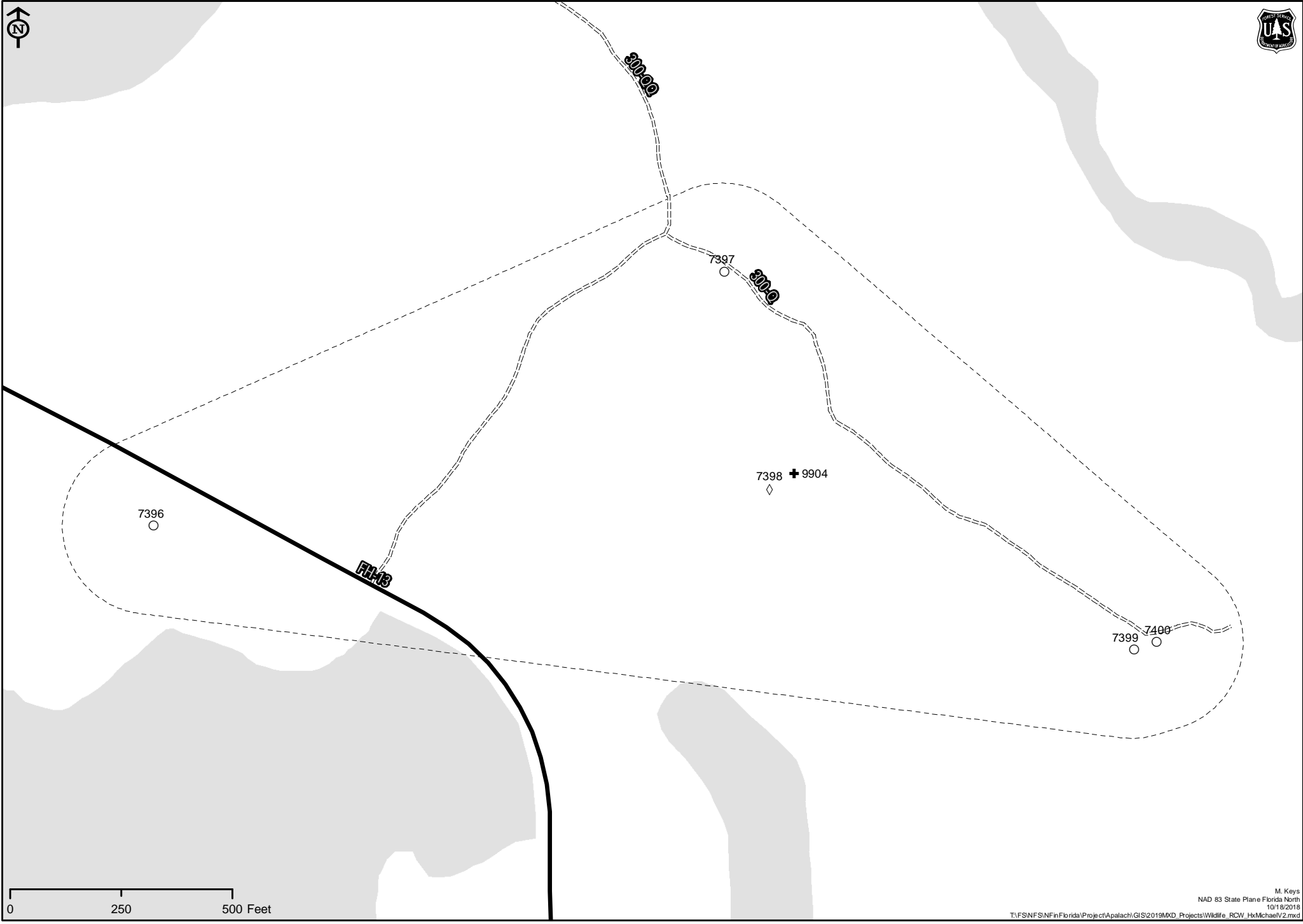
Apalachicola National Forest RCW Assessment

Cluster 321.01

Total Cavity Tree Count

6

- | | | | |
|---------------|--------------|---------------|--------------------------|
| ● Active | ◇ Unsuitable | ▭ Active | ■ Unsuitable RCW habitat |
| ○ Inactive | ○ NA | ▭ Inactive | ■ Non Pine |
| ■ Recruitment | ✚ Unknown | ▭ Recruitment | ■ Young Pine |
| | ✕ Non Extant | | ■ Private Land |



0 250 500 Feet

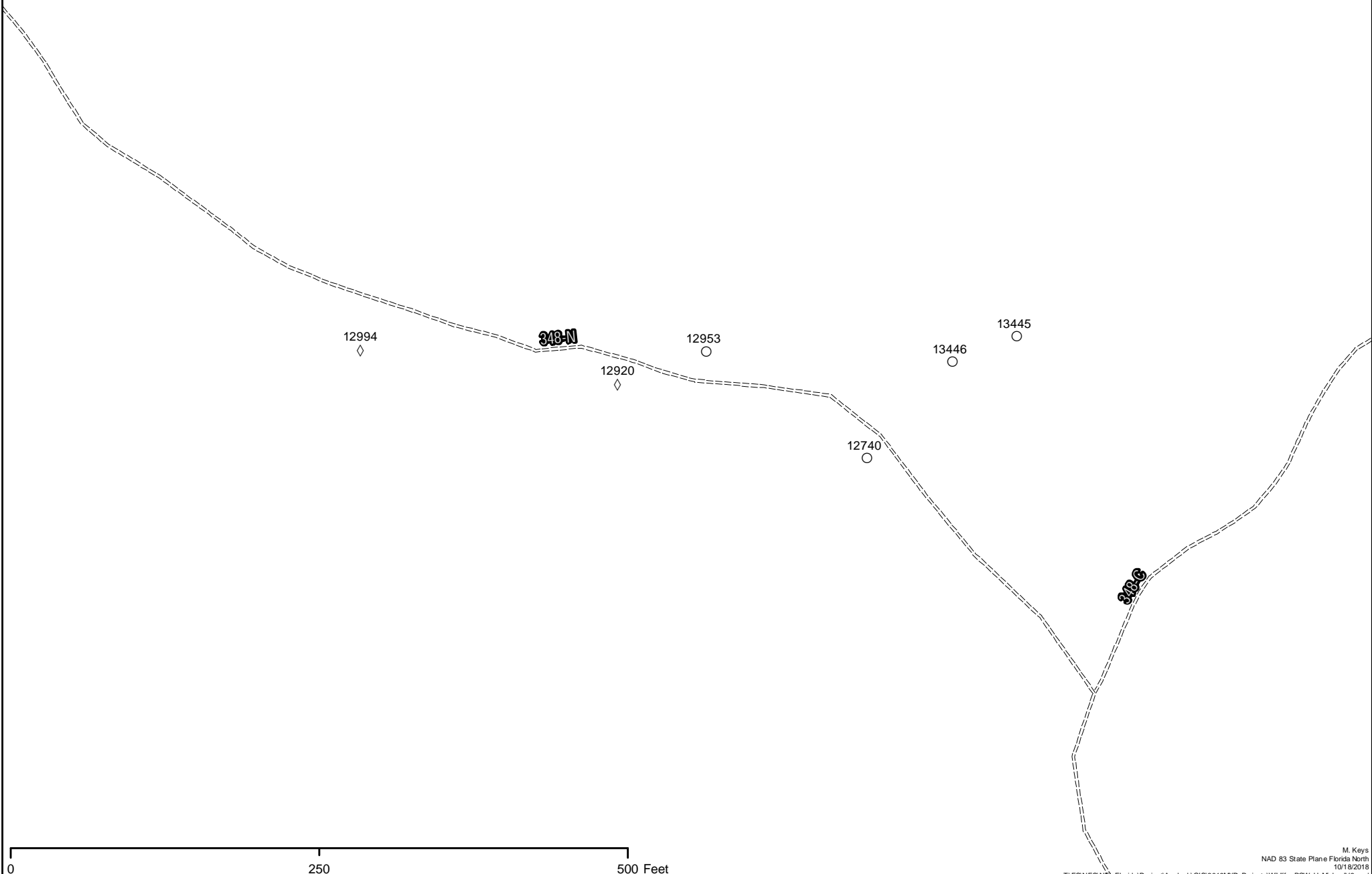
Apalachicola National Forest RCW Assessment

Cluster 321.03

Total Cavity Tree Count

6

- | | | | |
|---------------|--------------|---------------|--------------------------|
| ● Active | ◇ Unsuitable | ▭ Active | ■ Unsuitable RCW habitat |
| ○ Inactive | ○ NA | ▭ Inactive | ■ Non Pine |
| ■ Recruitment | ✦ Unknown | ▭ Recruitment | ■ Young Pine |
| | ✕ Non Extant | | ■ Private Land |




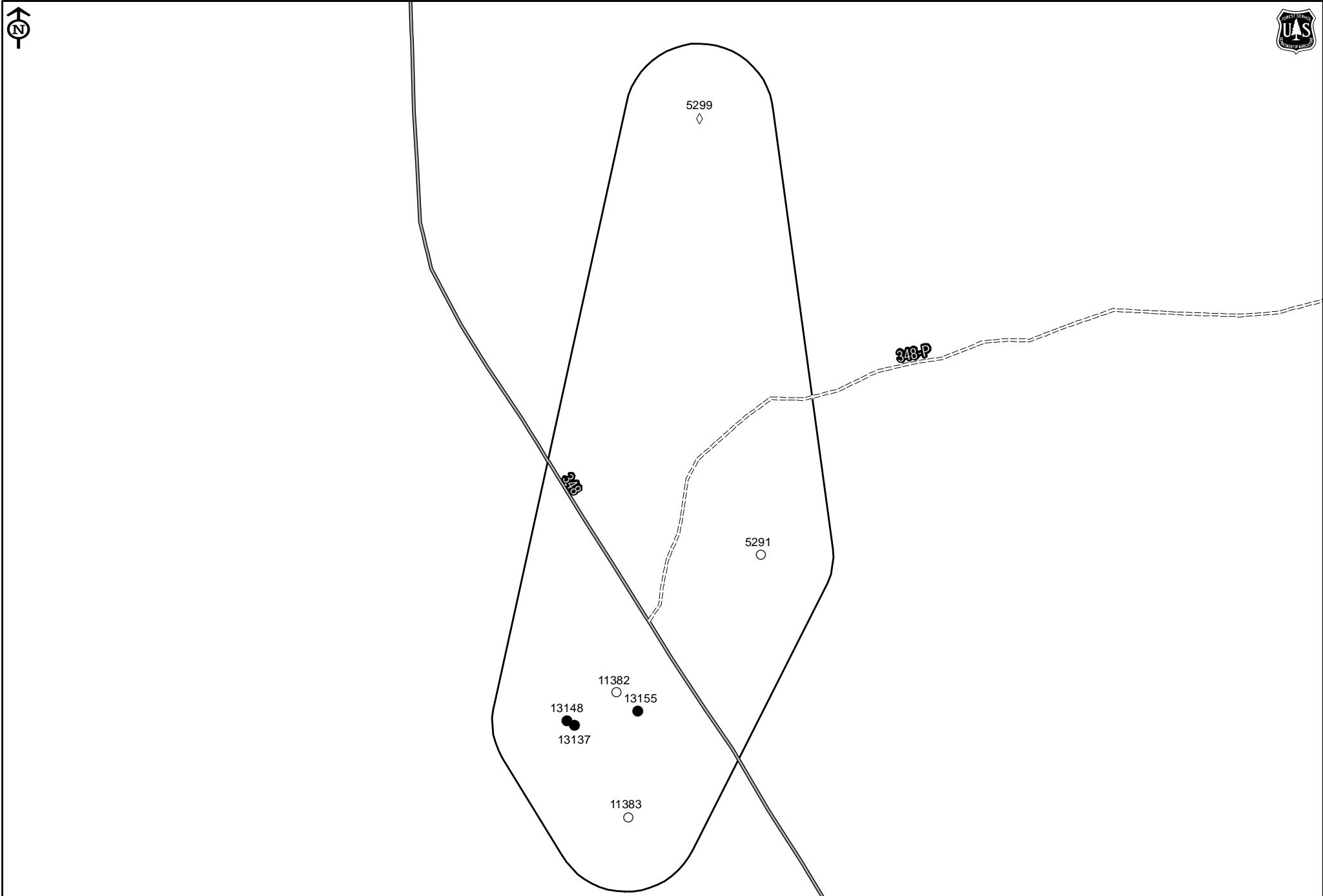
Apalachicola National Forest RCW Assessment

Cluster 322.02

Total Cavity Tree Count

7

- | | | | |
|---------------|--------------|---------------|----------------|
| ● Active | ◇ Unsuitable | ▭ Active | ■ Private Land |
| ○ Inactive | ○ NA | ▭ Inactive | ▨ Young Pine |
| ■ Recruitment | ⊕ Unknown | ▭ Recruitment | |
| | × Non Extant | | |


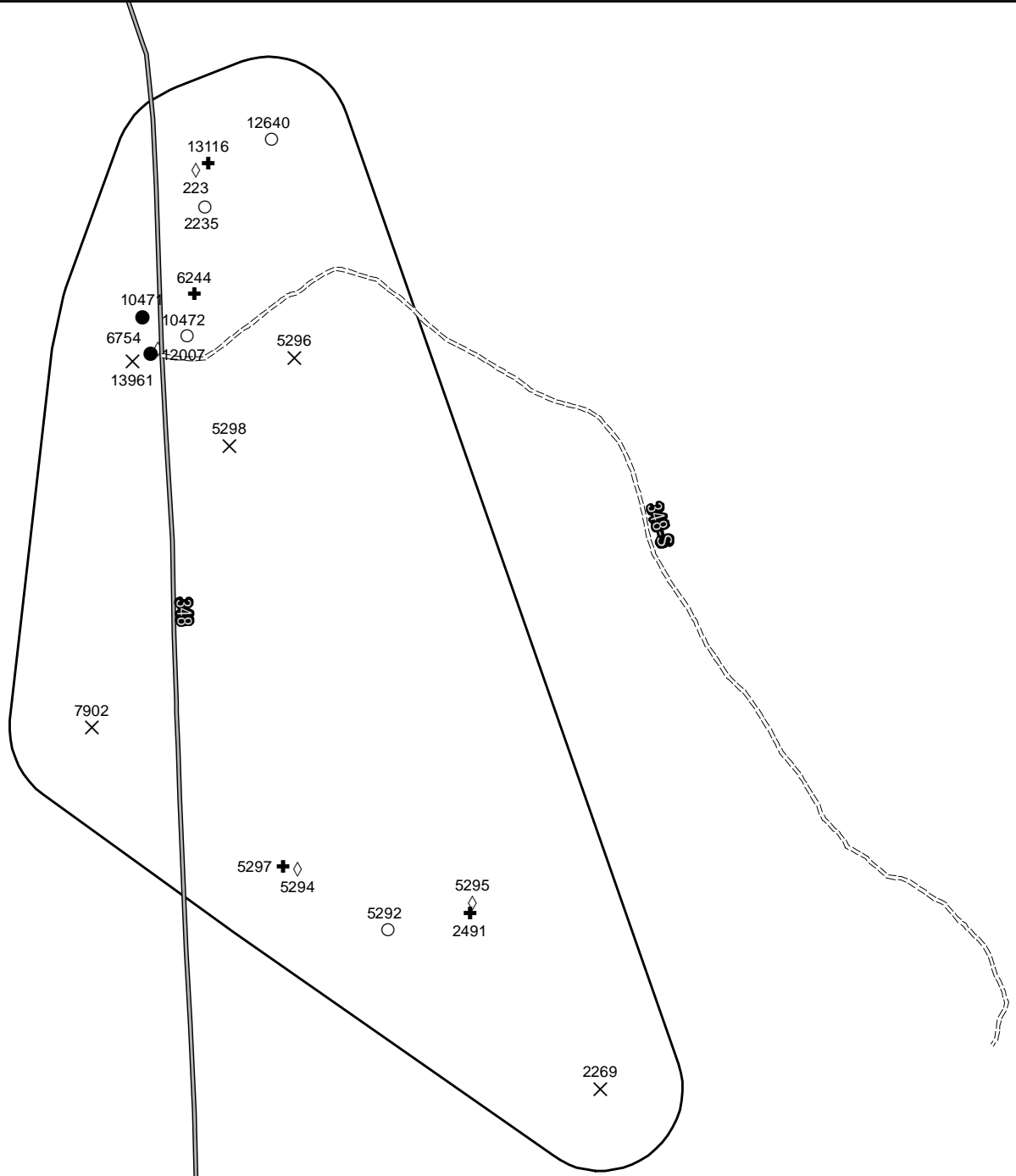


Apalachicola National Forest RCW Assessment

Cluster 322.03

Total Cavity Tree Count 19

- | | | | |
|-------------------|--------------|----------------------|------------------------|
| RCW Tree (Status) | ◇ Unsuitable | RCW Cluster (Status) | Unsuitable RCW habitat |
| ● Active | ○ NA | ▭ Active | ■ Non Pine |
| ○ Inactive | ✚ Unknown | - - - Inactive | ▨ Young Pine |
| ■ Recruitment | ✕ Non Extant | Recruitment | ■ Private Land |

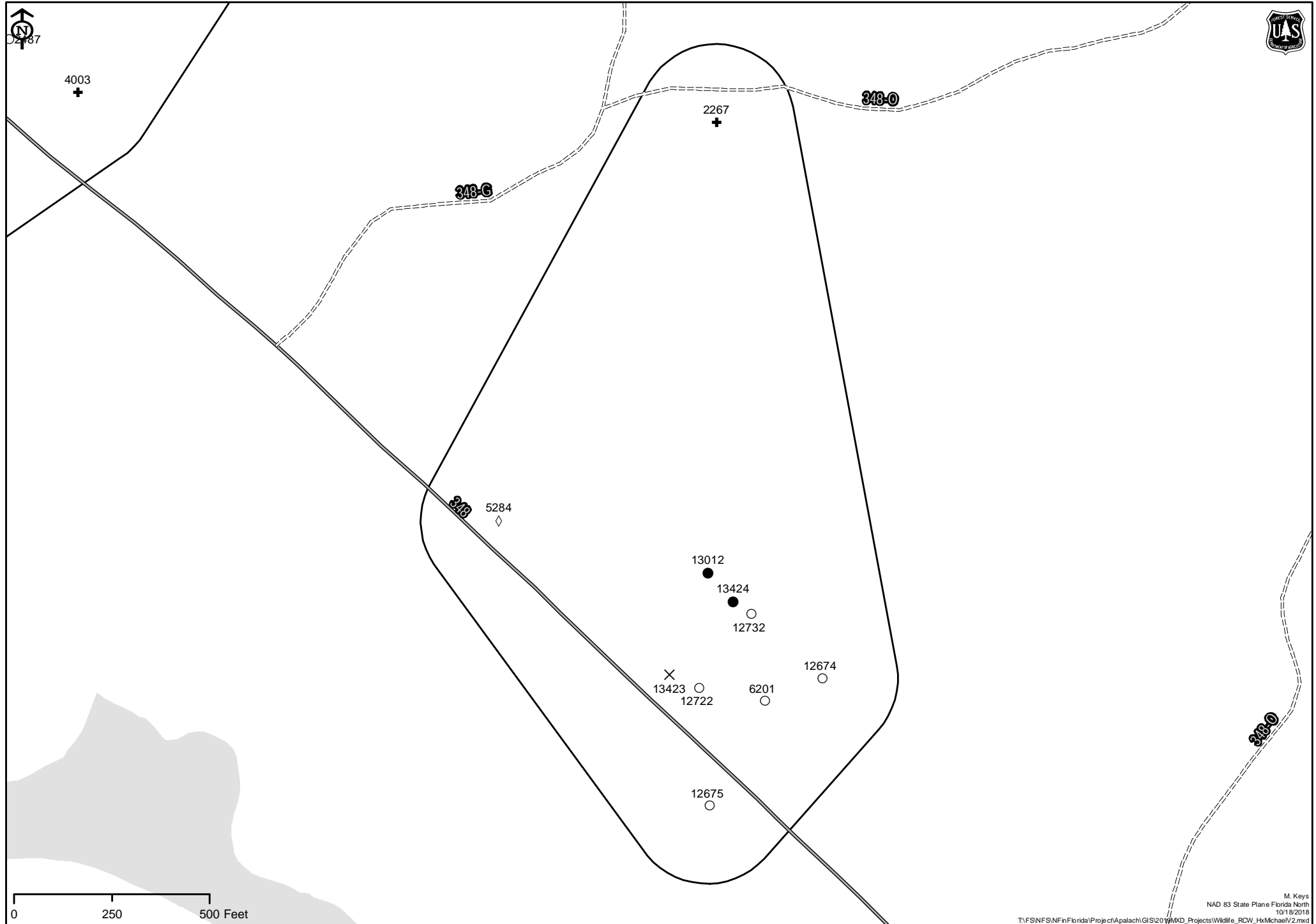


Apalachicola National Forest RCW Assessment

Cluster 322.08

Total Cavity Tree Count **10**

- | | | | |
|---------------|--------------|---------------|--------------------------|
| ● Active | ◇ Unsuitable | ▭ Active | ■ Unsuitable RCW habitat |
| ○ Inactive | ○ NA | ▭ Inactive | ■ Non Pine |
| ■ Recruitment | ✕ Non Extant | ▭ Recruitment | ■ Young Pine |
| | | | ■ Private Land |



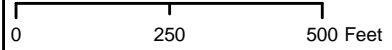
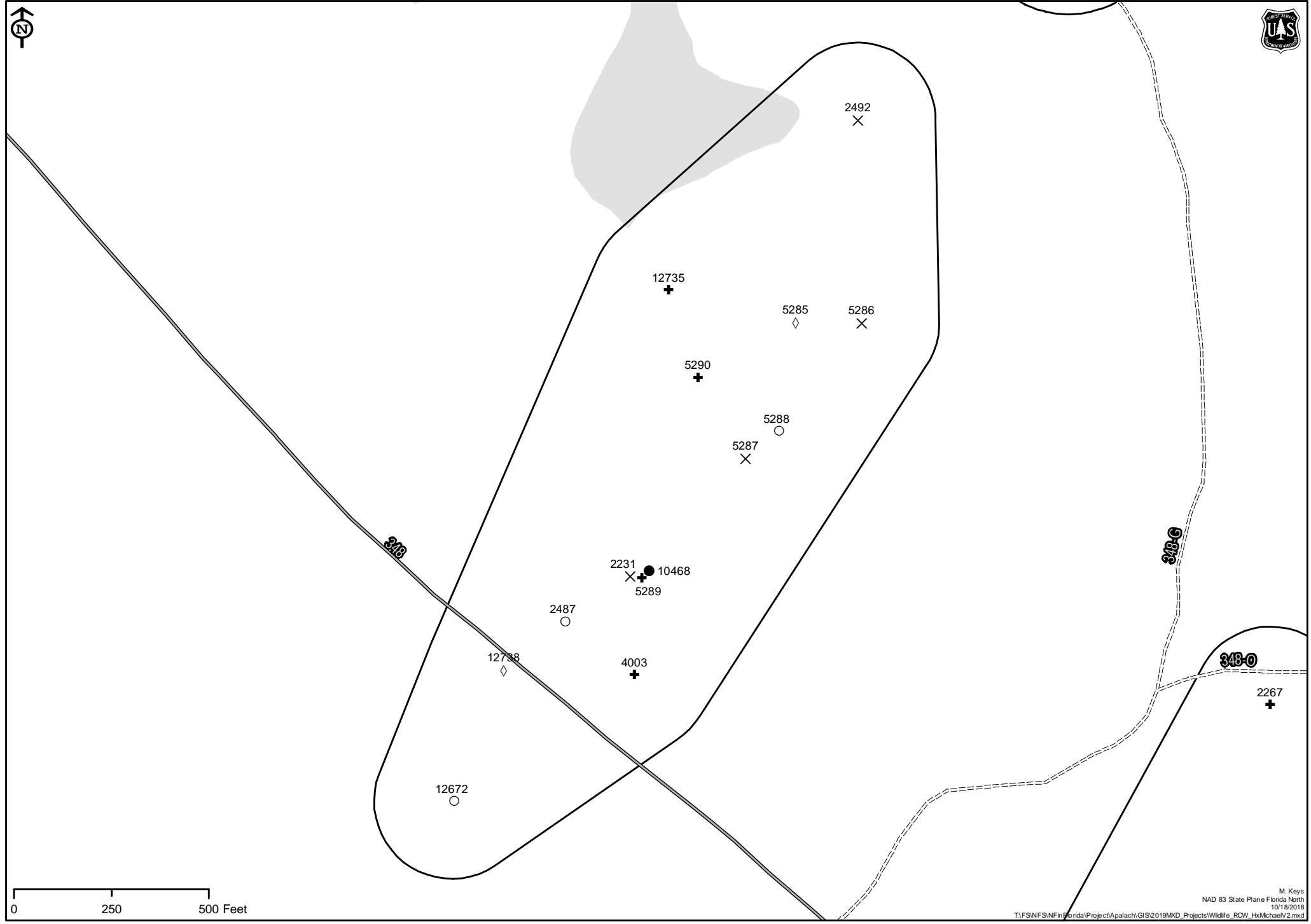
0 250 500 Feet

Apalachicola National Forest RCW Assessment

Cluster 322.09

Total Cavity Tree Count **14**

- | | | | |
|-------------------|--------------|----------------------|------------------------|
| RCW Tree (Status) | ◇ Unsuitable | RCW Cluster (Status) | Unsuitable RCW habitat |
| ● Active | ○ NA | ▭ Active | ■ Non Pine |
| ○ Inactive | ✚ Unknown | ▭ Inactive | ▨ Young Pine |
| ■ Recruitment | ✕ Non Extant | ▭ Recruitment | ■ Private Land |



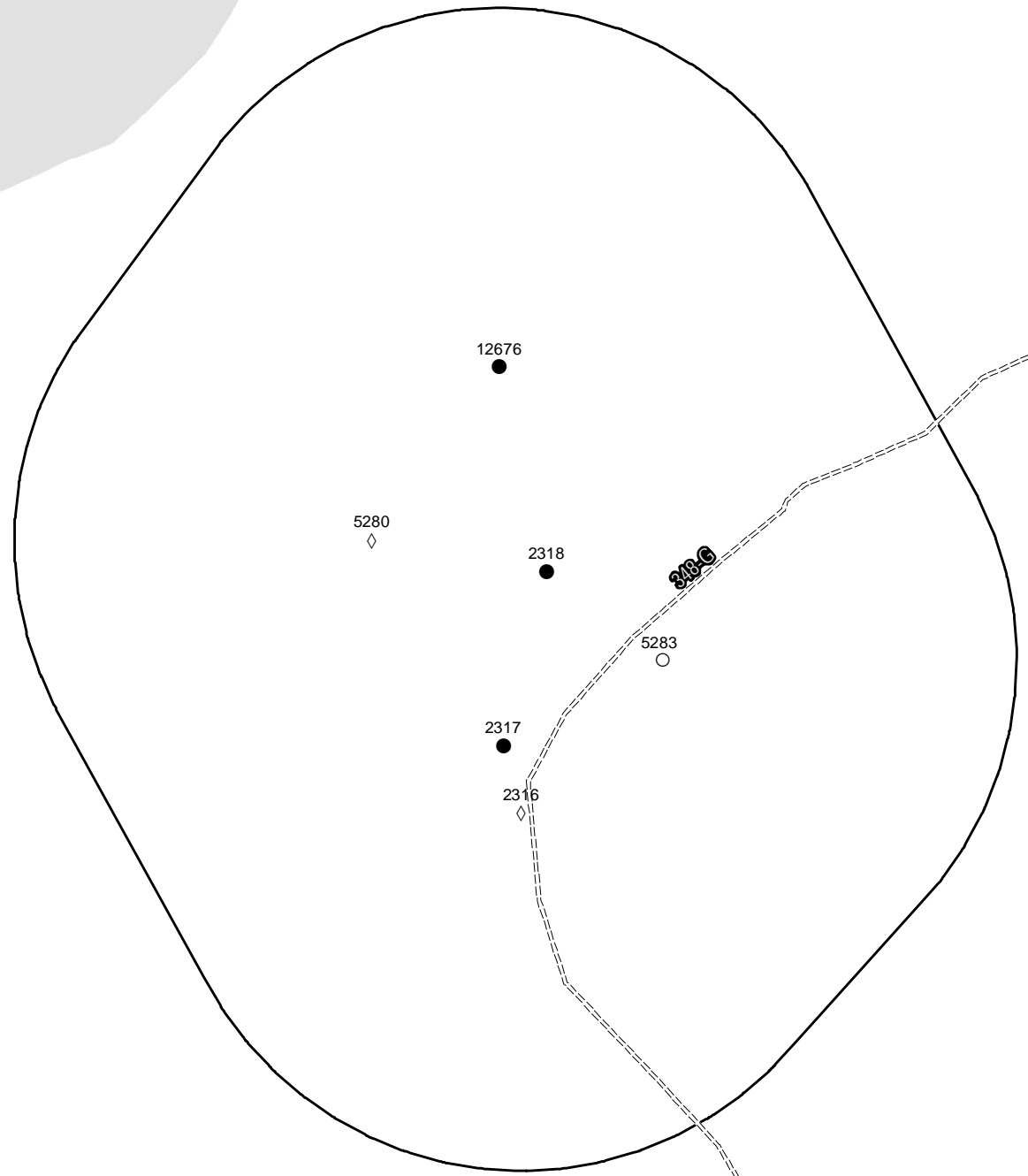
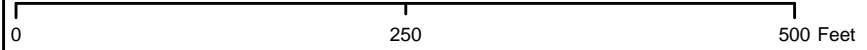
Apalachicola National Forest RCW Assessment

Cluster 322.1

Total Cavity Tree Count

6

- | | | | |
|---------------|--------------|---------------|--------------------------|
| ● Active | ◇ Unsuitable | ◻ Active | ■ Unsuitable RCW habitat |
| ○ Inactive | ○ NA | ▤ Inactive | □ Non Pine |
| ■ Recruitment | ⊕ Unknown | ▤ Recruitment | ▤ Young Pine |
| | × Non Extant | | ■ Private Land |



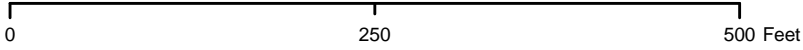
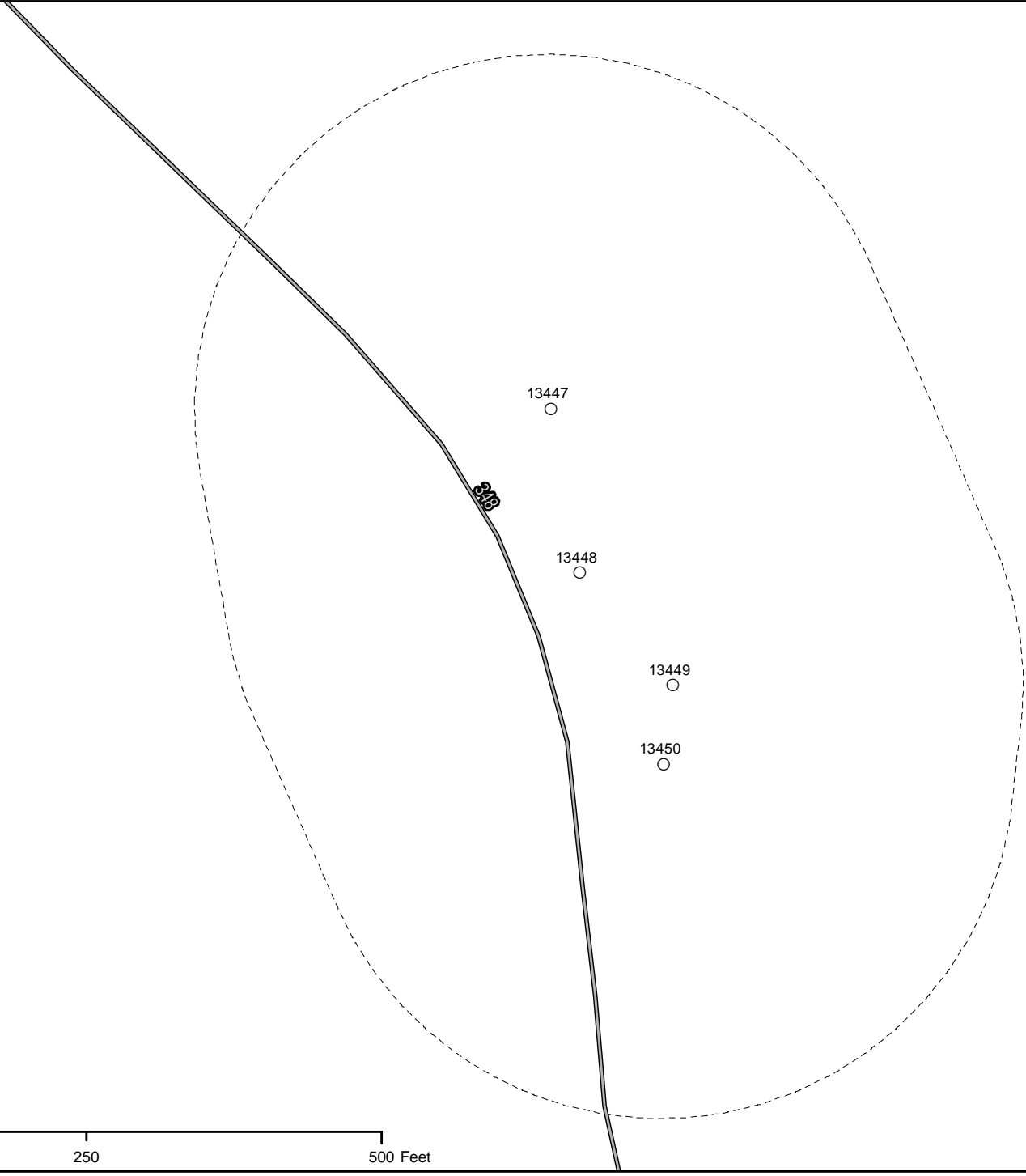
Apalachicola National Forest RCW Assessment

Cluster 322.11

Total Cavity Tree Count

4

- | | | | |
|-------------------|--------------|----------------------|------------------------|
| RCW Tree (Status) | ◇ Unsuitable | RCW Cluster (Status) | Unsuitable RCW habitat |
| ● Active | ○ NA | ▭ Active | ■ Non Pine |
| ○ Inactive | ✚ Unknown | ▭ Inactive | ▨ Young Pine |
| ■ Recruitment | ✕ Non Extant | ▭ Recruitment | ■ Private Land |



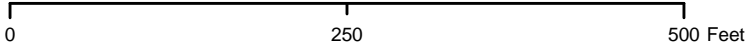
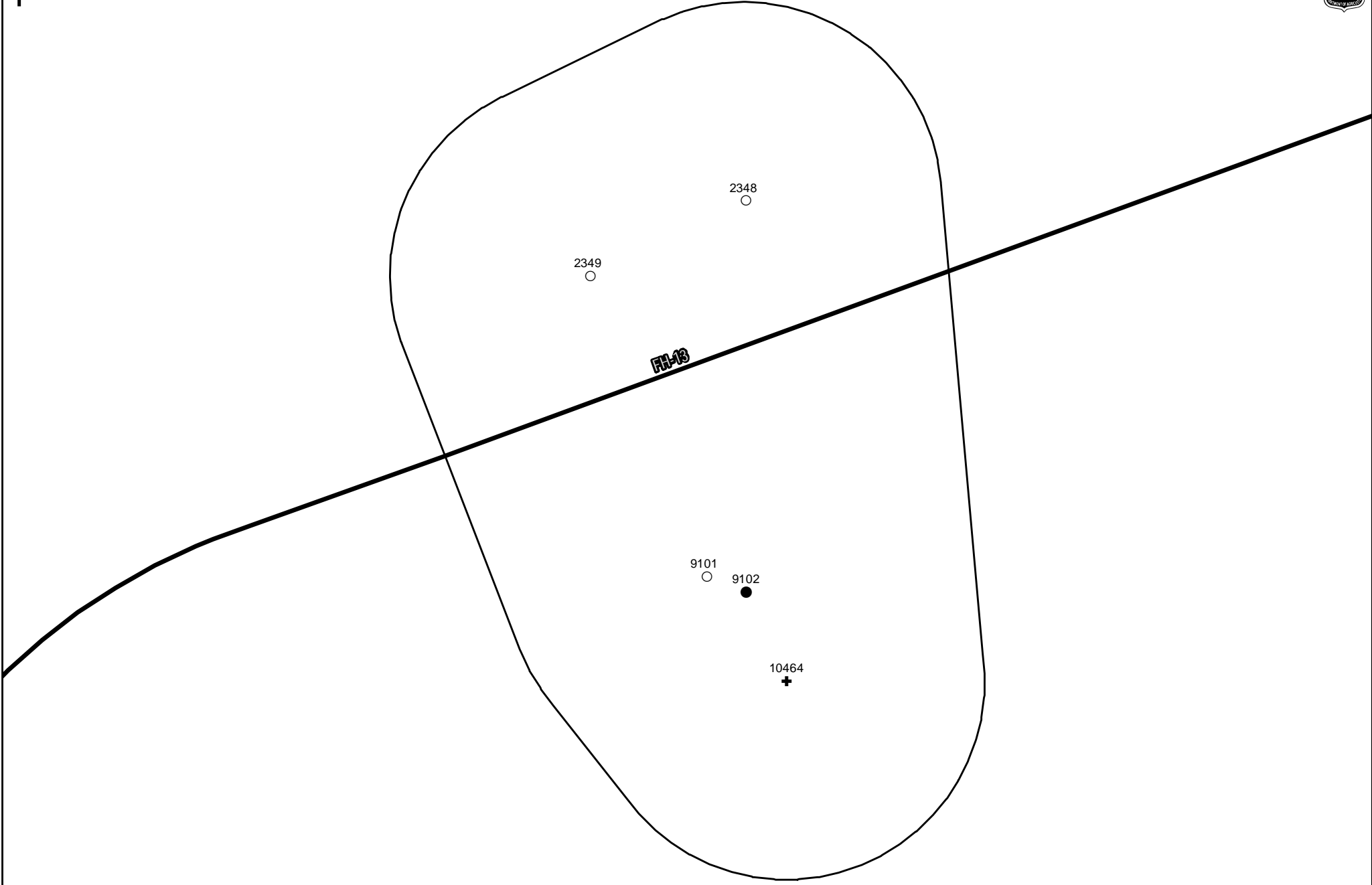
Apalachicola National Forest RCW Assessment

Cluster 325.03

Total Cavity Tree Count

5

- | | | | |
|---------------|--------------|---------------|----------------|
| ● Active | ◇ Unsuitable | ▭ Active | ■ Private Land |
| ○ Inactive | ○ NA | ▭ Inactive | ▨ Young Pine |
| ■ Recruitment | ✦ Unknown | ▭ Recruitment | |
| | ✕ Non Extant | | |



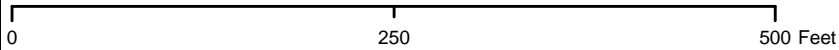
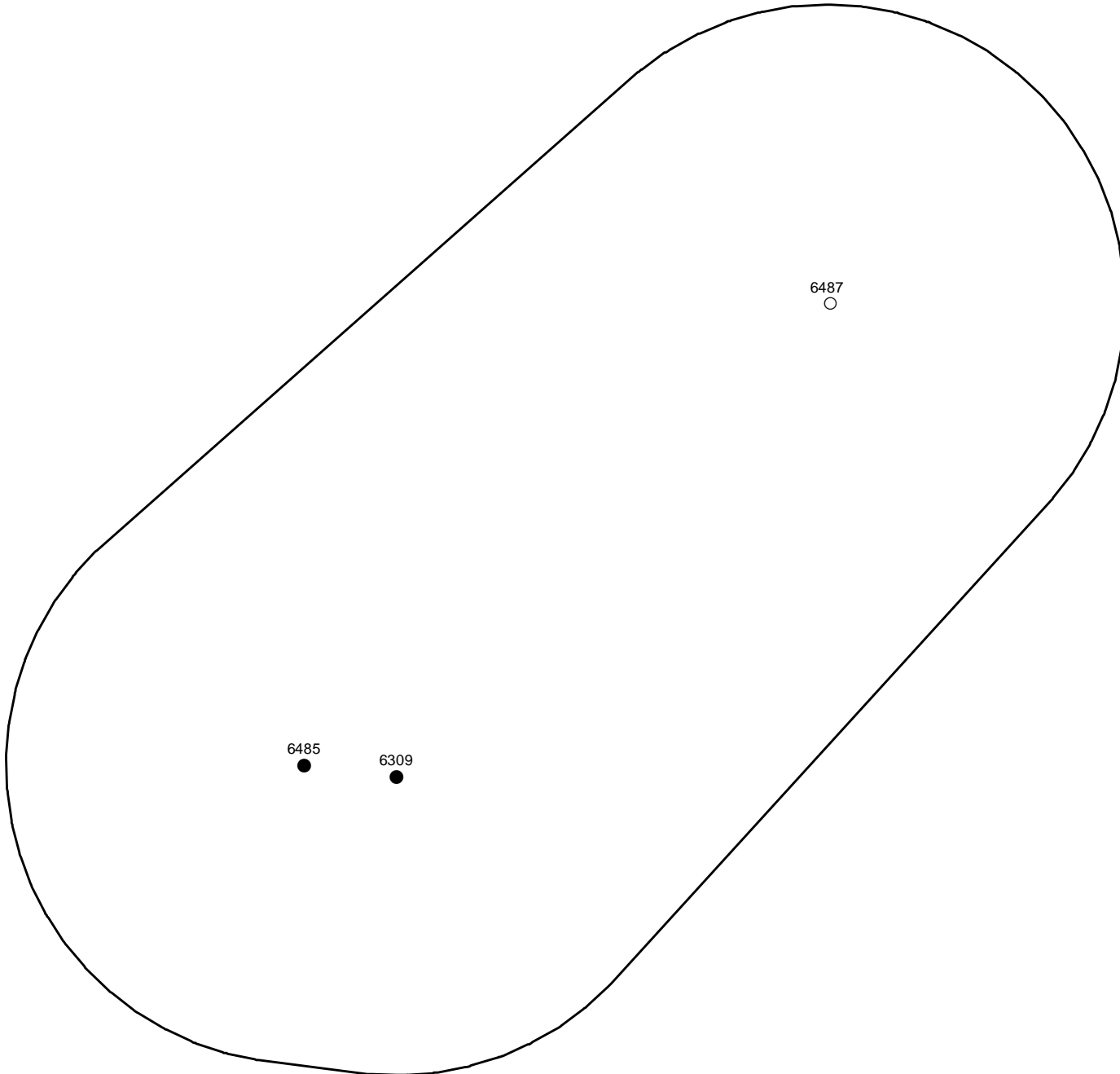
Apalachicola National Forest RCW Assessment

Cluster 325.04

Total Cavity Tree Count

3

- | | | | |
|---------------|--------------|---------------|----------------|
| ● Active | ◇ Unsuitable | ▭ Active | ■ Private Land |
| ○ Inactive | ○ NA | ▭ Inactive | ▨ Young Pine |
| ■ Recruitment | ✦ Unknown | ▭ Recruitment | |
| | ✕ Non Extant | | |



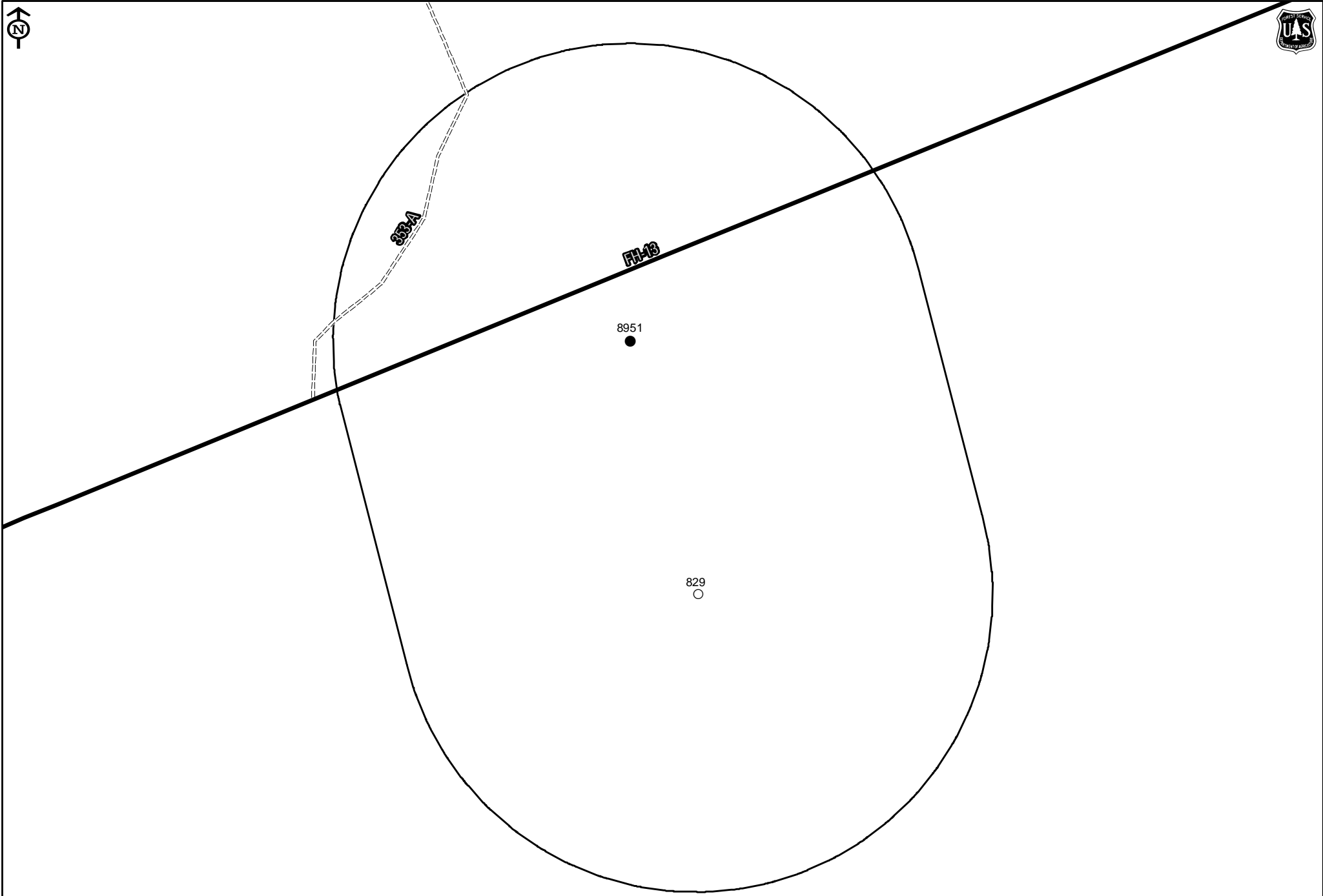
Apalachicola National Forest RCW Assessment

Cluster 325.05

Total Cavity Tree Count

2

- | | | | |
|---------------|--------------|---------------|----------------|
| ● Active | ◇ Unsuitable | ▭ Active | ■ Private Land |
| ○ Inactive | ○ NA | ▭ Inactive | ▨ Young Pine |
| ■ Recruitment | ✦ Unknown | ▭ Recruitment | |
| | ✕ Non Extant | | |



0 250 500 Feet

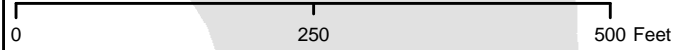
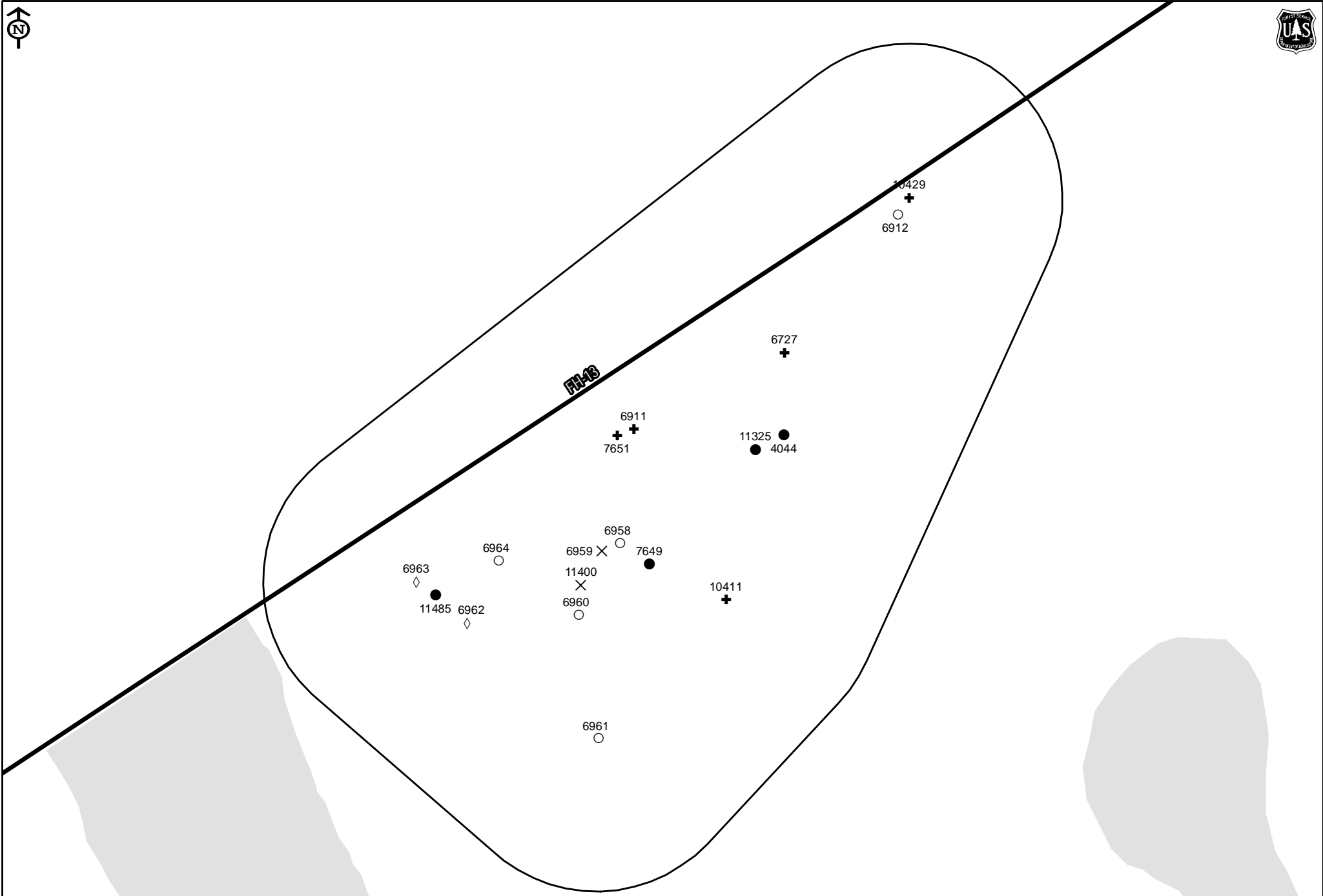
Apalachicola National Forest RCW Assessment

Cluster 326.01

Total Cavity Tree Count

18

- | | | | |
|---------------|--------------|---------------|----------------|
| ● Active | ◇ Unsuitable | ▭ Active | ■ Private Land |
| ○ Inactive | ○ NA | ▭ Inactive | ▨ Young Pine |
| ■ Recruitment | ✕ Non Extant | ▭ Recruitment | |
| | | | |



Apalachicola National Forest RCW Assessment

Cluster 328.01

Total Cavity Tree Count

22

- | | | | |
|---------------|--------------|---------------|--------------------------|
| ● Active | ◇ Unsuitable | ▭ Active | ■ Unsuitable RCW habitat |
| ○ Inactive | ○ NA | ▭ Inactive | ■ Non Pine |
| ■ Recruitment | ✚ Unknown | ▭ Recruitment | ■ Young Pine |
| | ✕ Non Extant | | ■ Private Land |



0 250 500 Feet

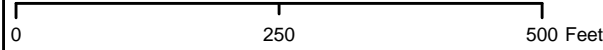
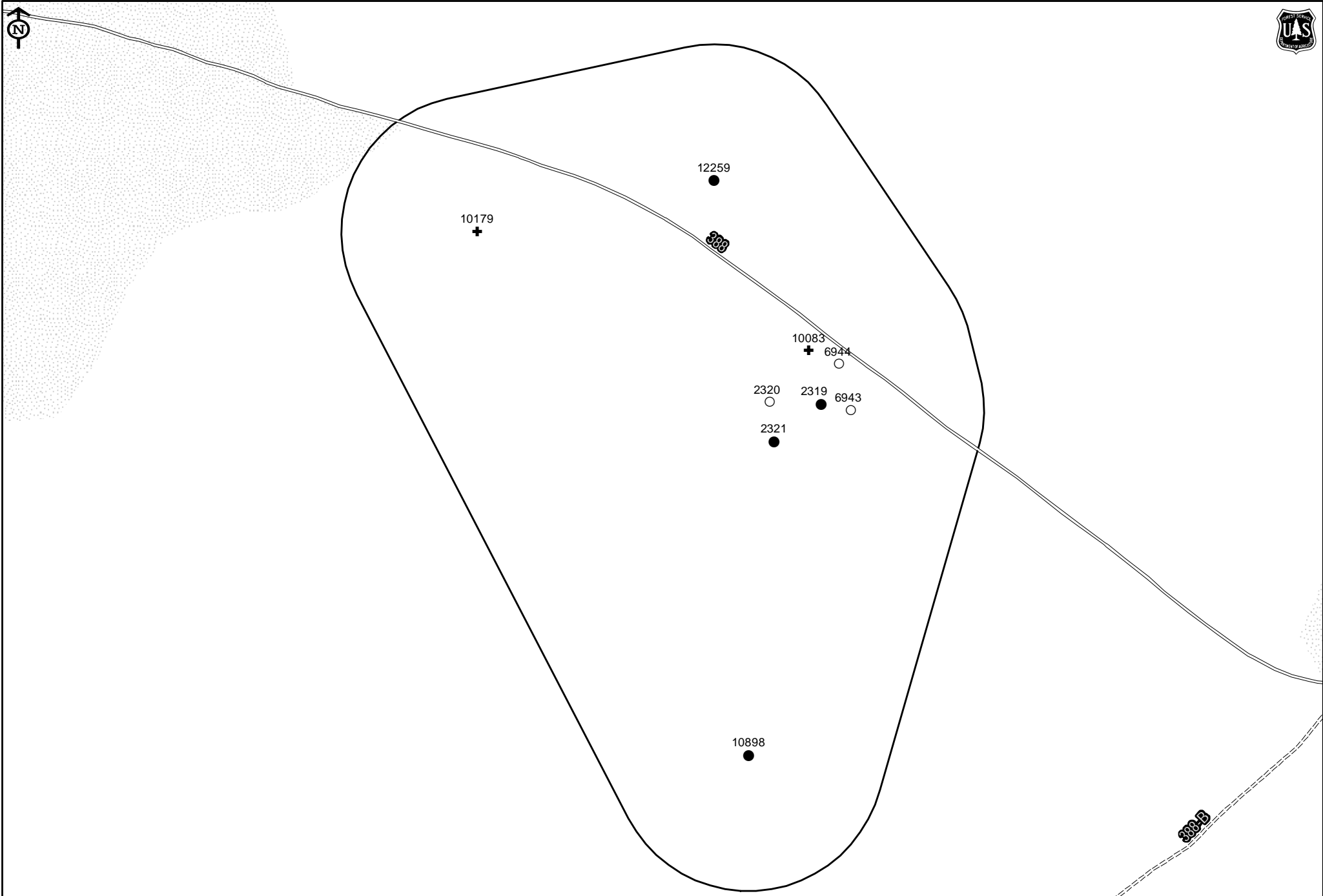
Apalachicola National Forest RCW Assessment

Cluster 328.06

Total Cavity Tree Count

9

- | | | | |
|---------------|--------------|---------------|----------------|
| ● Active | ◇ Unsuitable | ▭ Active | ▭ Non Pine |
| ○ Inactive | ○ NA | ▭ Inactive | ▨ Young Pine |
| ■ Recruitment | ✚ Unknown | ▭ Recruitment | ■ Private Land |
| | ✕ Non Extant | | |



Apalachicola National Forest RCW Assessment

Cluster 330.01

Total Cavity Tree Count 11

- | | | | |
|-------------------|--------------|----------------------|------------------------|
| RCW Tree (Status) | ◇ Unsuitable | RCW Cluster (Status) | Unsuitable RCW habitat |
| ● Active | ○ NA | ▭ Active | ■ Non Pine |
| ○ Inactive | ✚ Unknown | ▭ Inactive | ▨ Young Pine |
| ■ Recruitment | ✕ Non Extant | ▭ Recruitment | ■ Private Land |



0 250 500 Feet

329

Apalachicola National Forest RCW Assessment

Cluster 332.01

Total Cavity Tree Count

22

- | | | | |
|---------------|--------------|---------------|--------------------------|
| ● Active | ◇ Unsuitable | ◻ Active | ◻ Unsuitable RCW habitat |
| ○ Inactive | ○ NA | ◻ Inactive | ◻ Non Pine |
| ■ Recruitment | ✦ Unknown | ◻ Recruitment | ◻ Young Pine |
| | ✕ Non Extant | | ◻ Private Land |



0 250 500 Feet

Apalachicola National Forest RCW Assessment

Cluster 332.02

Total Cavity Tree Count

11

- | | | | |
|---------------|--------------|---------------|----------------|
| ● Active | ◇ Unsuitable | ▭ Active | ■ Private Land |
| ○ Inactive | ○ NA | ▭ Inactive | ▨ Non Pine |
| ■ Recruitment | ✚ Unknown | ▭ Recruitment | ▨ Young Pine |
| | ✕ Non Extant | | |



0 250 500 Feet

Apalachicola National Forest RCW Assessment

Cluster 332.03

Total Cavity Tree Count **27**

- | | | | |
|---------------|--------------|---------------|--------------------------|
| ● Active | ◇ Unsuitable | ▭ Active | ■ Unsuitable RCW habitat |
| ○ Inactive | ○ NA | ▭ Inactive | ■ Non Pine |
| ■ Recruitment | ✦ Unknown | ▭ Recruitment | ■ Young Pine |
| | ✦ Non Extant | | ■ Private Land |



0 250 500 Feet

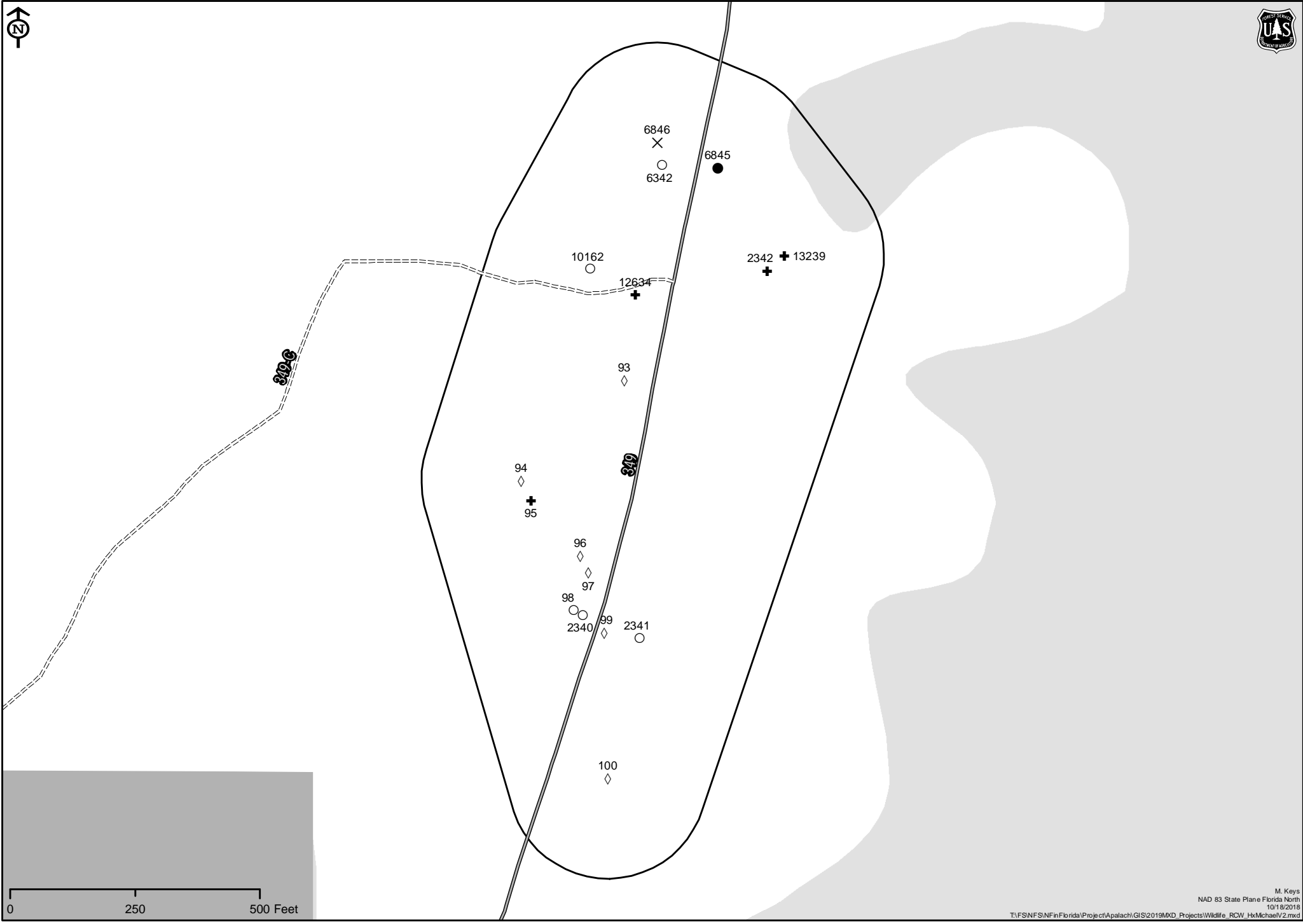
Apalachicola National Forest RCW Assessment

Cluster 332.05

Total Cavity Tree Count

17

- | | | | |
|---------------|--------------|---------------|----------------|
| ● Active | ◇ Unsuitable | ▭ Active | ■ Private Land |
| ○ Inactive | ○ NA | ▭ Inactive | ▨ Young Pine |
| ■ Recruitment | ✕ Non Extant | ▭ Recruitment | |
| | | | |



0 250 500 Feet

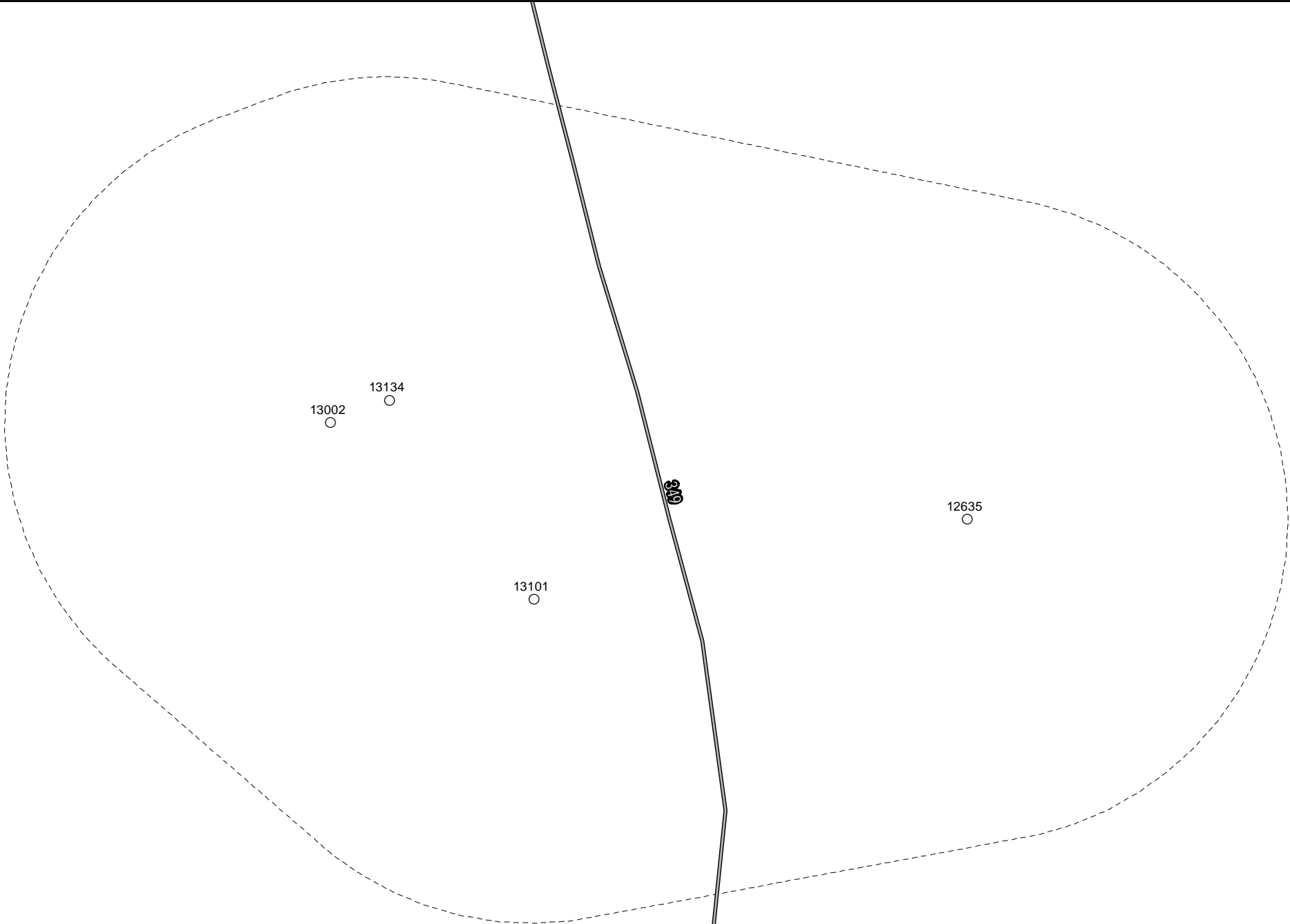
Apalachicola National Forest RCW Assessment

Cluster 332.06

Total Cavity Tree Count

4

- | | | | |
|-------------------|--------------|----------------------|------------------------|
| RCW Tree (Status) | ◇ Unsuitable | RCW Cluster (Status) | Unsuitable RCW habitat |
| ● Active | ○ NA | ▭ Active | ■ Non Pine |
| ○ Inactive | ✚ Unknown | ▭ Inactive | ▨ Young Pine |
| ■ Recruitment | ✕ Non Extant | ▭ Recruitment | ■ Private Land |



0 250 500 Feet

Apalachicola National Forest RCW Assessment

Cluster 332.07

Total Cavity Tree Count

4

- | | | | |
|-------------------|--------------|----------------------|------------------------|
| RCW Tree (Status) | ◇ Unsuitable | RCW Cluster (Status) | Unsuitable RCW habitat |
| ● Active | ○ NA | ▭ Active | ■ Non Pine |
| ○ Inactive | ✚ Unknown | ▭ Inactive | ▨ Young Pine |
| ■ Recruitment | ✕ Non Extant | ▭ Recruitment | ■ Private Land |



0 250 500 Feet

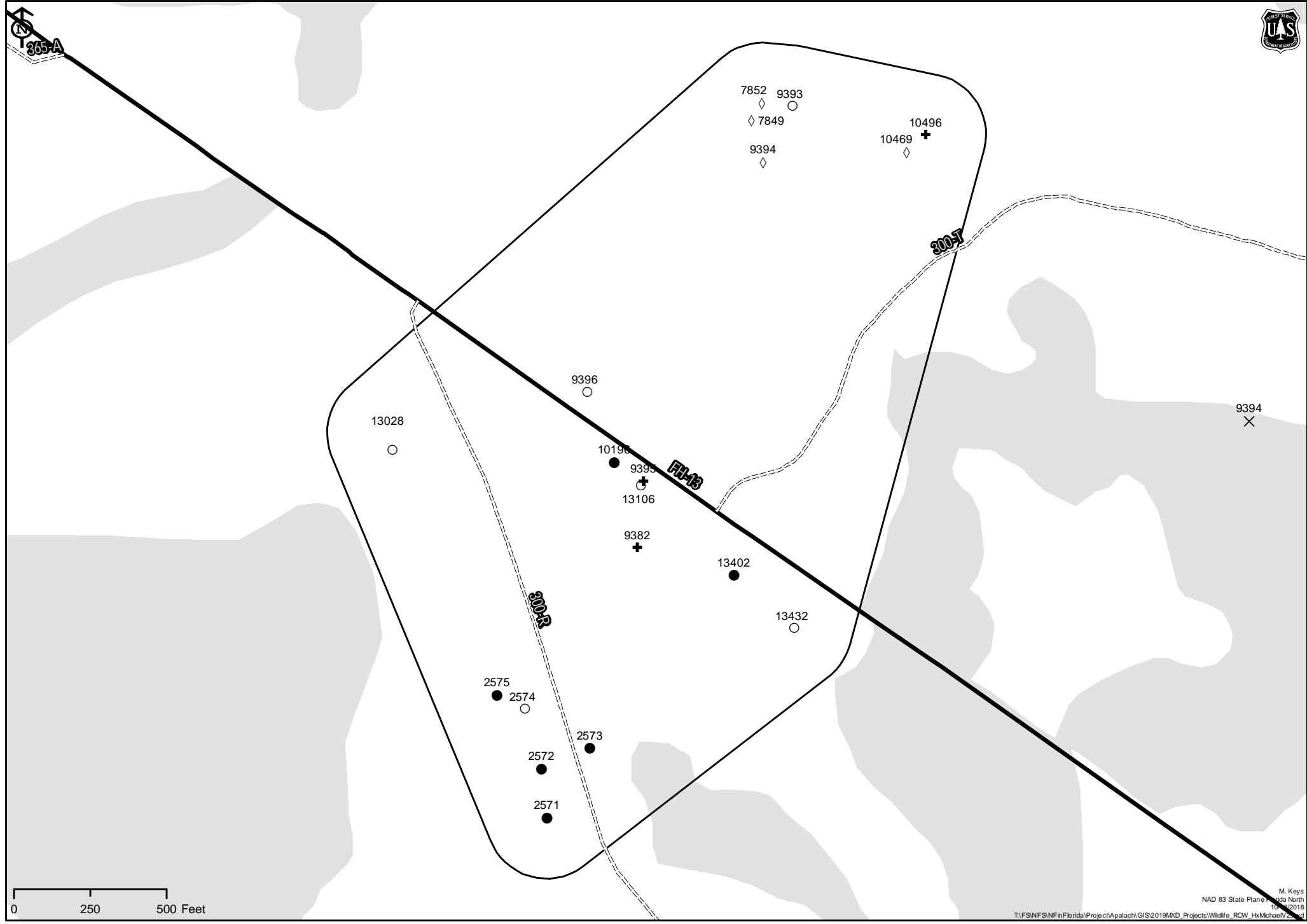
Apalachicola National Forest RCW Assessment

Cluster 333.01

Total Cavity Tree Count

19

- | | | | |
|-------------------|--------------|----------------------|------------------------|
| RCW Tree (Status) | ◇ Unsuitable | RCW Cluster (Status) | Unsuitable RCW habitat |
| ● Active | ○ NA | ▭ Active | ■ Non Pine |
| ○ Inactive | ⊕ Unknown | ▭ Inactive | ▨ Young Pine |
| ■ Recruitment | × Non Extant | ▭ Recruitment | ■ Private Land |



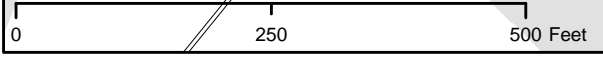
0 250 500 Feet

Apalachicola National Forest RCW Assessment

Cluster 334.01

Total Cavity Tree Count 11

- | | | | |
|---------------|--------------|---------------|--------------------------|
| ● Active | ◇ Unsuitable | ▭ Active | ■ Unsuitable RCW habitat |
| ○ Inactive | ○ NA | ▭ Inactive | ■ Non Pine |
| ■ Recruitment | ✕ Non Extant | ▭ Recruitment | ■ Young Pine |
| | | | ■ Private Land |

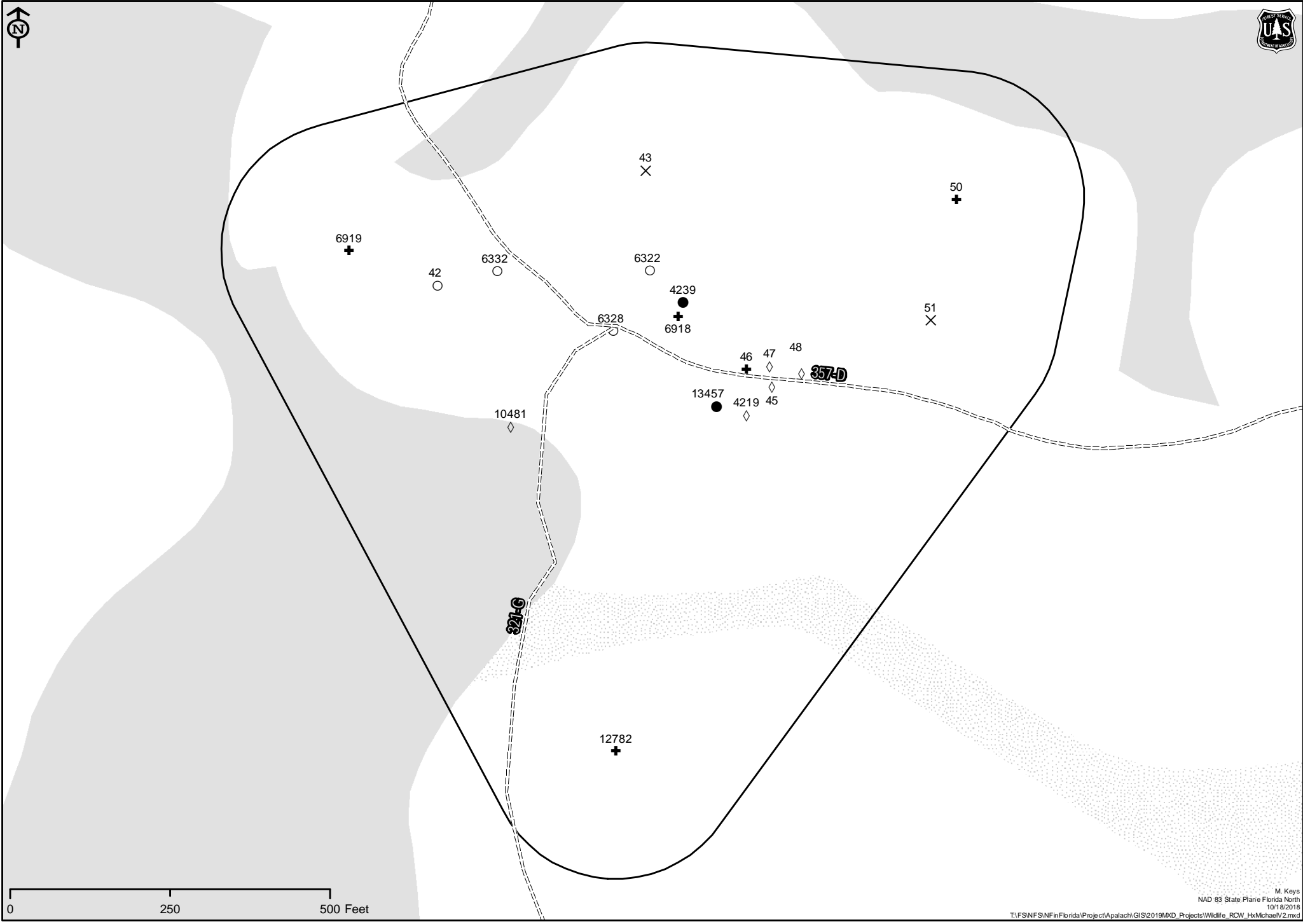


Apalachicola National Forest RCW Assessment

Cluster 336.02

Total Cavity Tree Count 18

- | | | | |
|---------------|--------------|---------------|--------------------------|
| ● Active | ◇ Unsuitable | ▭ Active | ■ Unsuitable RCW habitat |
| ○ Inactive | ○ NA | ▭ Inactive | ■ Non Pine |
| ■ Recruitment | ✚ Unknown | ▭ Recruitment | ■ Young Pine |
| | ✕ Non Extant | | ■ Private Land |



0 250 500 Feet

Apalachicola National Forest RCW Assessment

Cluster 336.04

Total Cavity Tree Count

17

- | | | | |
|---------------|--------------|---------------|--------------------------|
| ● Active | ◇ Unsuitable | ▭ Active | ▭ Unsuitable RCW habitat |
| ○ Inactive | ○ NA | ▭ Inactive | ▭ Non Pine |
| ■ Recruitment | ✚ Unknown | ▭ Recruitment | ▭ Young Pine |
| | ✕ Non Extant | | ▭ Private Land |



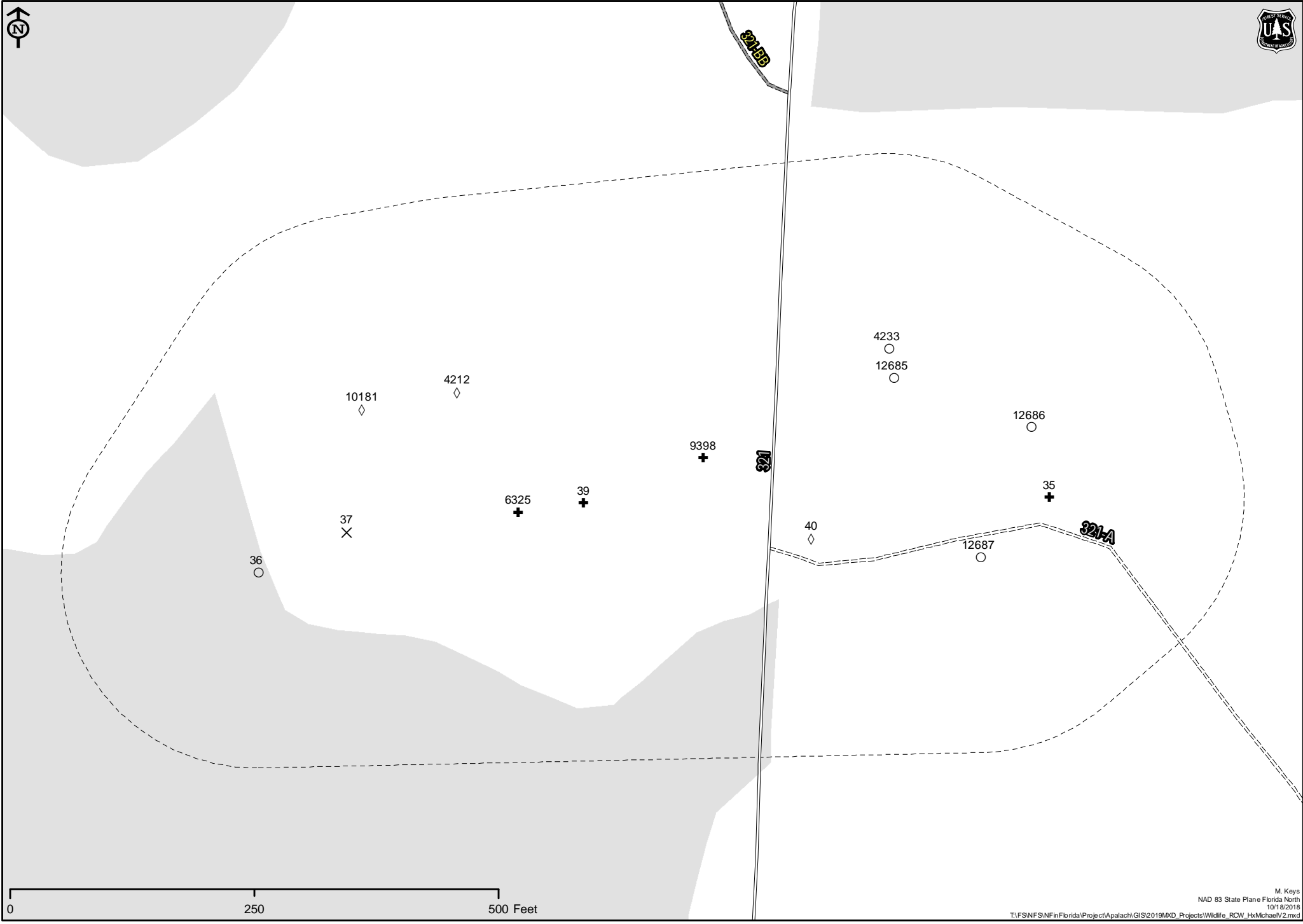
0 250 500 Feet

Apalachicola National Forest RCW Assessment

Cluster 336.05

Total Cavity Tree Count 13

- | | | | |
|-------------------|--------------|----------------------|------------------------|
| RCW Tree (Status) | ◇ Unsuitable | RCW Cluster (Status) | Unsuitable RCW habitat |
| ● Active | ○ NA | ▭ Active | ■ Non Pine |
| ○ Inactive | ⊕ Unknown | ▭ Inactive | ▨ Young Pine |
| ■ Recruitment | × Non Extant | ▭ Recruitment | ■ Private Land |



0 250 500 Feet

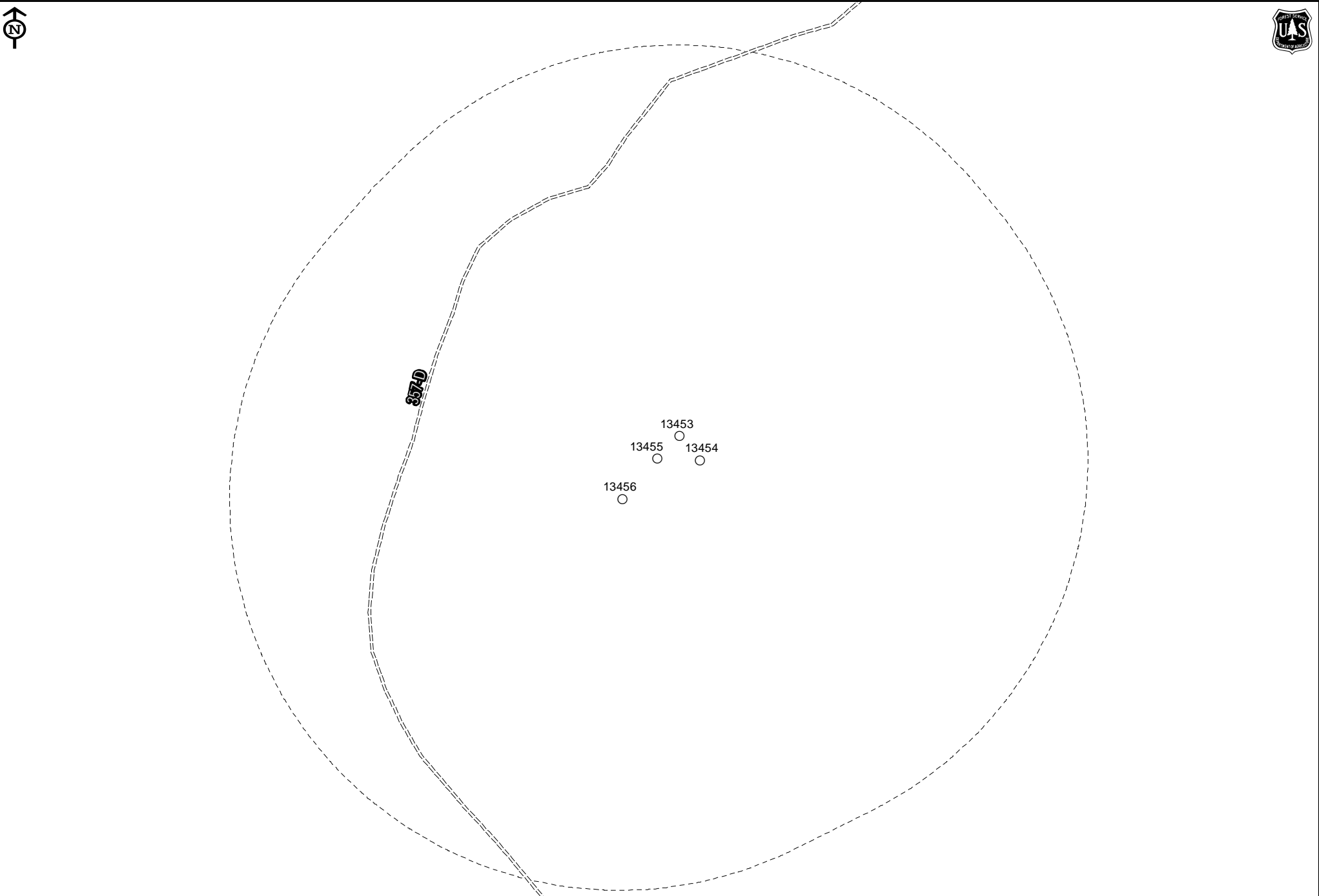
Apalachicola National Forest RCW Assessment

Cluster 336.06

Total Cavity Tree Count

4

- | | | | |
|-------------------|--------------|----------------------|------------------------|
| RCW Tree (Status) | ◇ Unsuitable | RCW Cluster (Status) | Unsuitable RCW habitat |
| ● Active | ○ NA | ▭ Active | ■ Non Pine |
| ○ Inactive | ✚ Unknown | ▭ Inactive | ▨ Young Pine |
| ■ Recruitment | ✕ Non Extant | ▭ Recruitment | ■ Private Land |



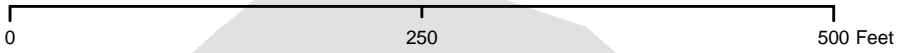
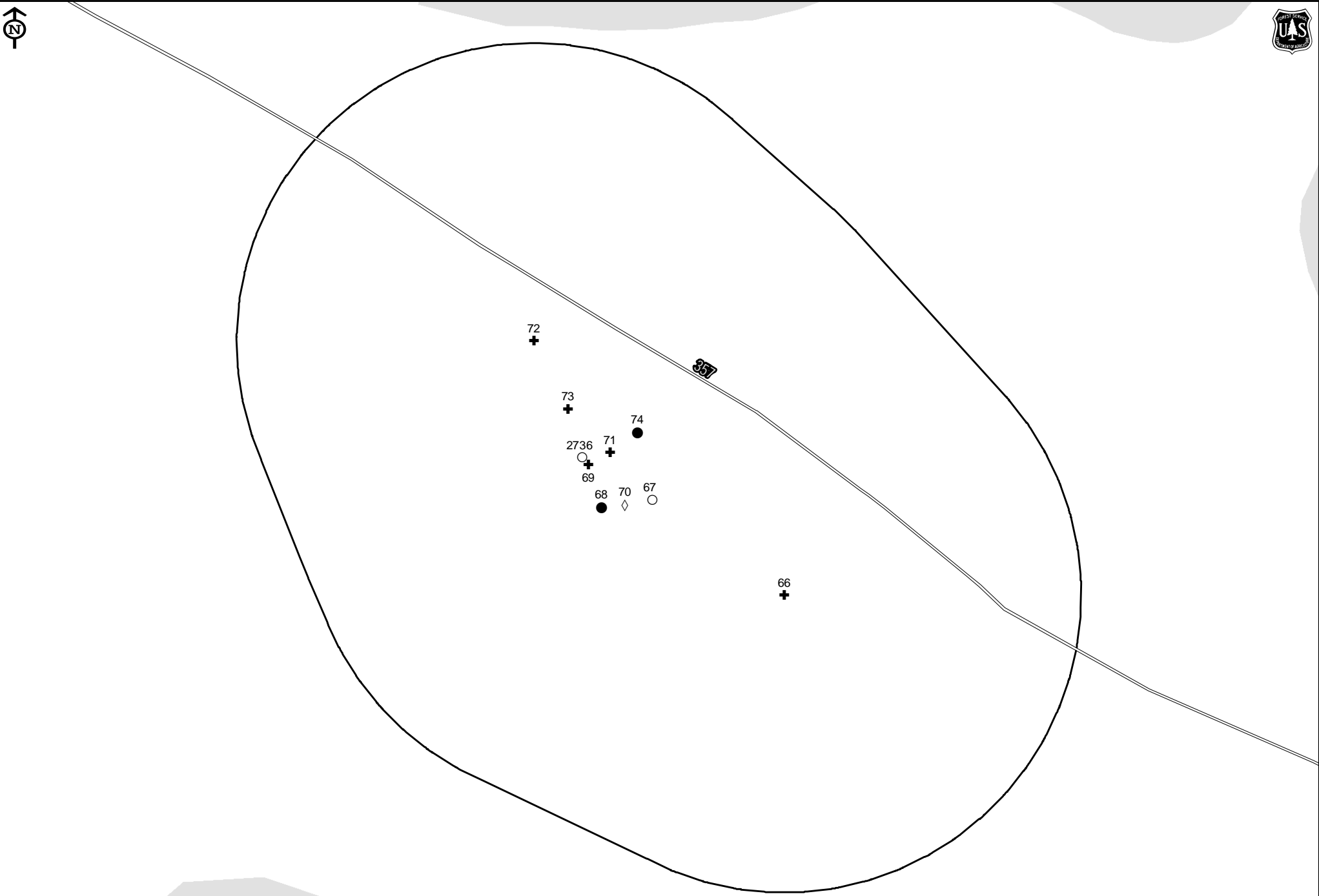
0 250 500 Feet

Apalachicola National Forest RCW Assessment

Cluster 337.01

Total Cavity Tree Count 10

- | | | | |
|-------------------|--------------|----------------------|------------------------|
| RCW Tree (Status) | ◇ Unsuitable | RCW Cluster (Status) | Unsuitable RCW habitat |
| ● Active | ○ NA | ▭ Active | ■ Non Pine |
| ○ Inactive | ✚ Unknown | ▭ Inactive | ▨ Young Pine |
| ■ Recruitment | ✕ Non Extant | ▭ Recruitment | ■ Private Land |



Apalachicola National Forest RCW Assessment

Cluster 337.02

Total Cavity Tree Count

9

RCW Tree (Status)

- Active
- Inactive
- Recruitment

Unsuitable

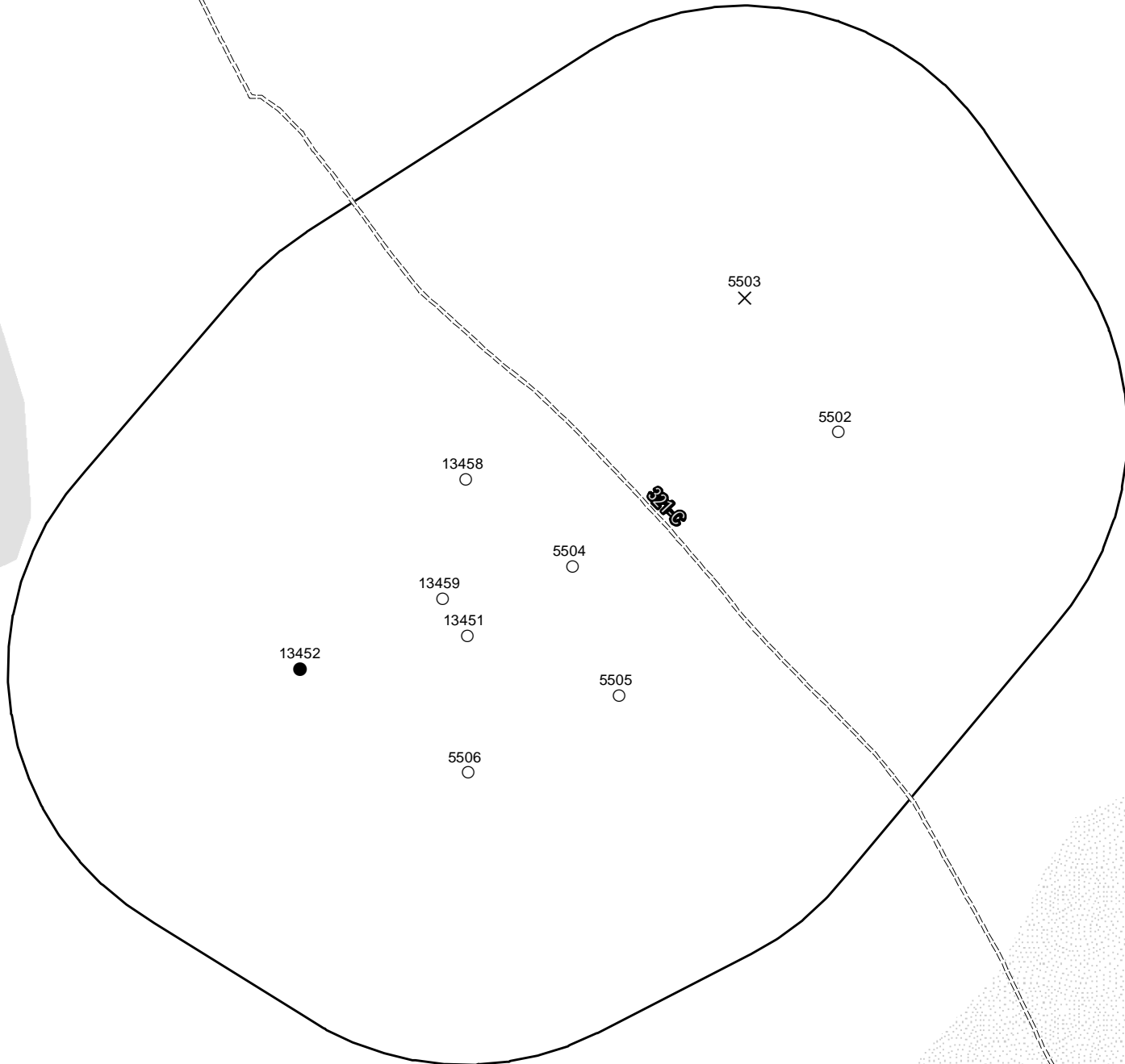
- ◇ Unsuitable
- NA
- ✕ Non Extant

RCW Cluster (Status)

- ▭ Active
- - - Inactive
- | Recruitment

Unsuitable RCW habitat

- Non Pine
- ⋯ Young Pine
- Private Land



0 250 500 Feet

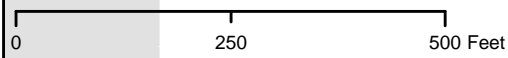
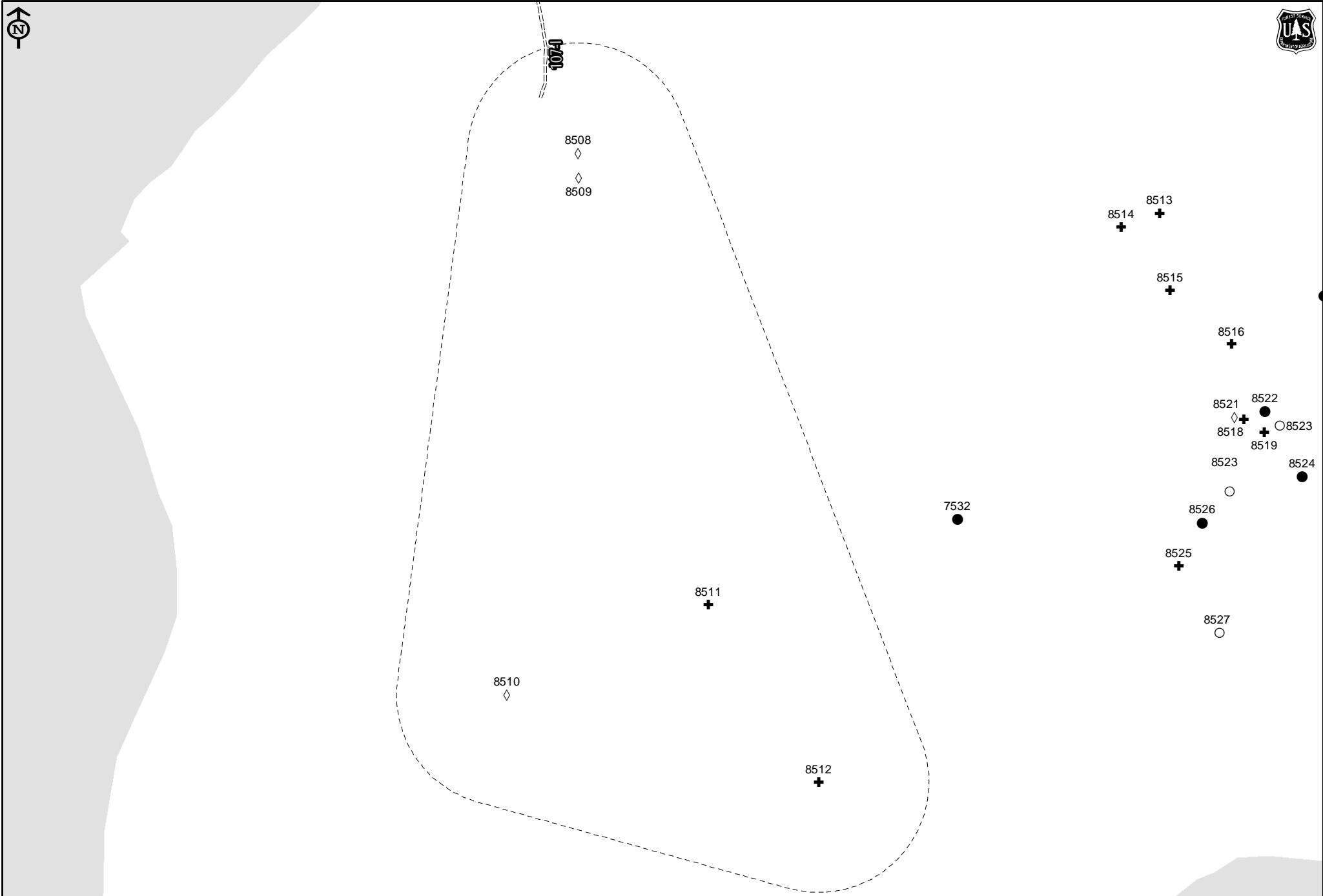
Apalachicola National Forest RCW Assessment

Cluster 34.04

Total Cavity Tree Count

5

- | | | | |
|---------------|--------------|---------------|----------------|
| ● Active | ◇ Unsuitable | ▭ Active | ■ Private Land |
| ○ Inactive | ⊕ Unknown | ▭ Inactive | ▨ Young Pine |
| ■ Recruitment | × Non Extant | ▭ Recruitment | |


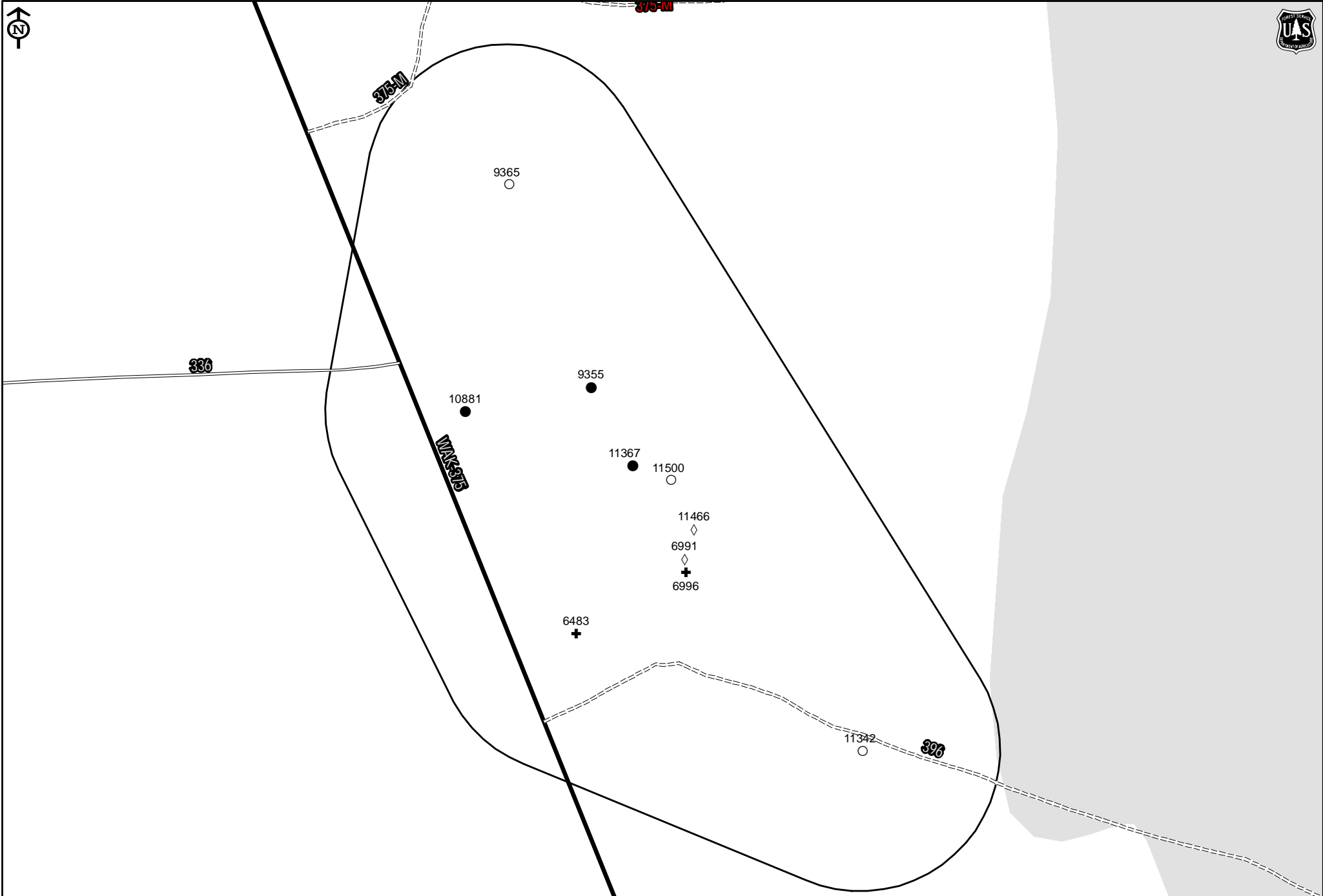


Apalachicola National Forest RCW Assessment

Cluster 343.01

Total Cavity Tree Count **10**

- | | | | |
|---------------|--------------|---------------|--------------------------|
| ● Active | ◇ Unsuitable | ▭ Active | ■ Unsuitable RCW habitat |
| ○ Inactive | ○ NA | ▭ Inactive | ■ Non Pine |
| ■ Recruitment | ✚ Unknown | ▭ Recruitment | ■ Young Pine |
| | ✕ Non Extant | | ■ Private Land |



Apalachicola National Forest RCW Assessment

Cluster 343.02

Total Cavity Tree Count 11

- | | | | |
|---------------|--------------|---------------|--------------------------|
| ● Active | ◇ Unsuitable | ▭ Active | ■ Unsuitable RCW habitat |
| ○ Inactive | ○ NA | ▭ Inactive | ■ Non Pine |
| ■ Recruitment | ✚ Unknown | ▭ Recruitment | ■ Young Pine |
| | ✕ Non Extant | | ■ Private Land |



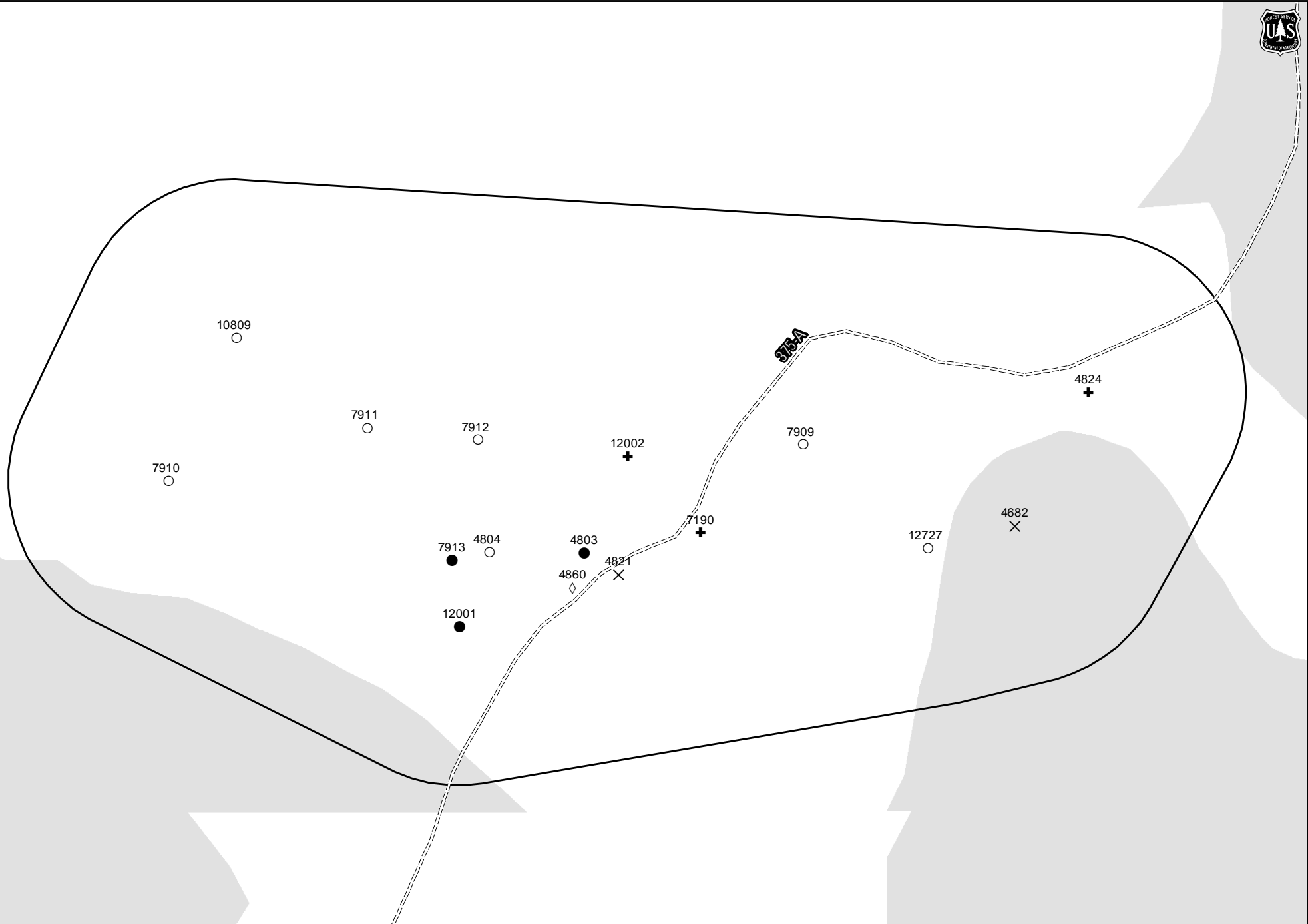
0 250 500 Feet

Apalachicola National Forest RCW Assessment

Cluster 343.04

Total Cavity Tree Count 16

- | | | | |
|---------------|--------------|---------------|--------------------------|
| ● Active | ◇ Unsuitable | ▭ Active | ■ Unsuitable RCW habitat |
| ○ Inactive | ○ NA | ▭ Inactive | ■ Non Pine |
| ■ Recruitment | ✚ Unknown | ▭ Recruitment | ■ Young Pine |
| | ✕ Non Extant | | ■ Private Land |



0 250 500 Feet

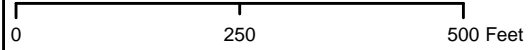
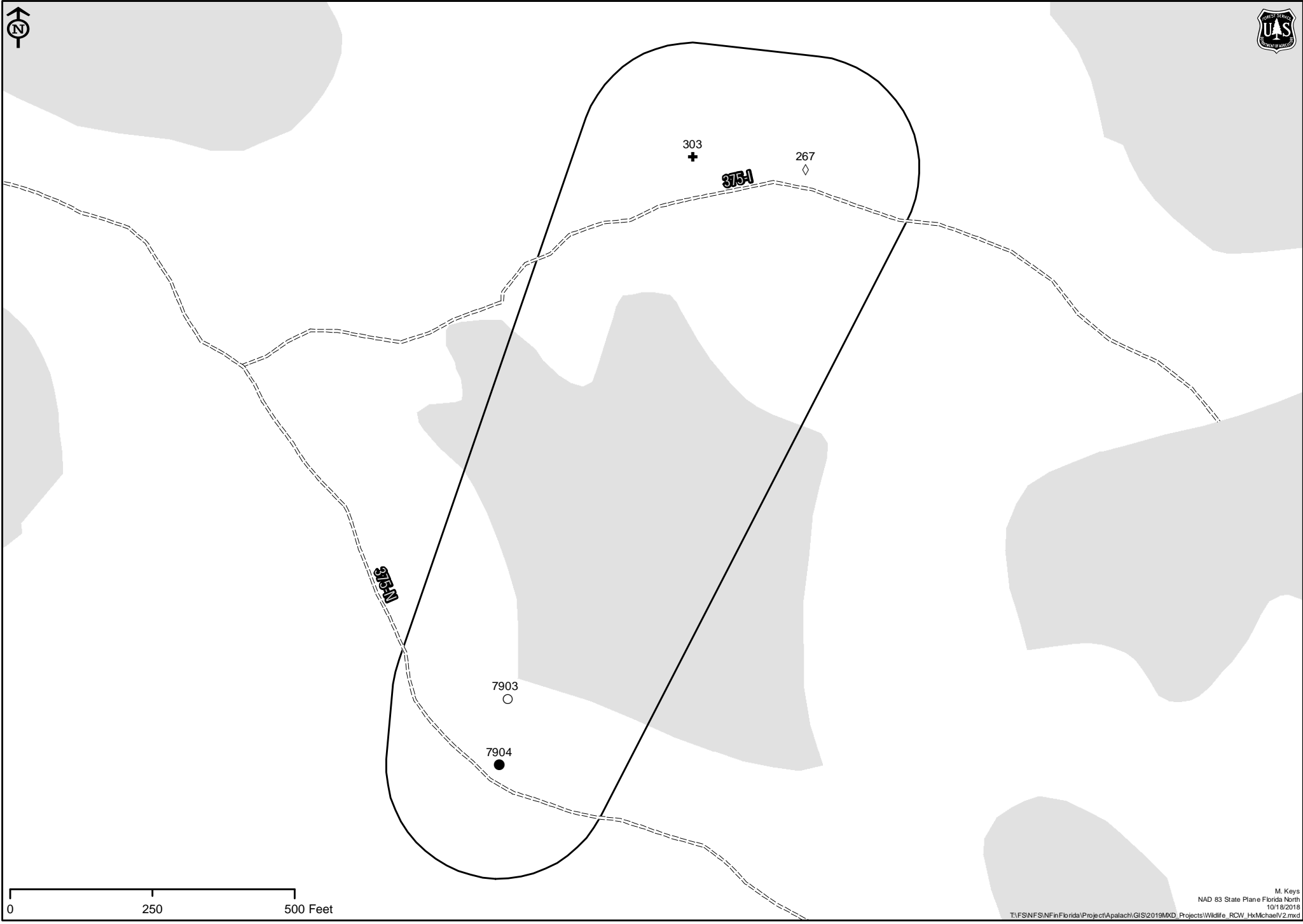
Apalachicola National Forest RCW Assessment

Cluster 343.06

Total Cavity Tree Count

4

- | | | | |
|---------------|--------------|---------------|----------------|
| ● Active | ◇ Unsuitable | ▭ Active | ■ Private Land |
| ○ Inactive | ○ NA | ▭ Inactive | ▨ Non Pine |
| ■ Recruitment | ✚ Unknown | ▭ Recruitment | ▨ Young Pine |
| | ✕ Non Extant | | |



Apalachicola National Forest RCW Assessment

Cluster 343.07

Total Cavity Tree Count

5

- | | | | |
|---------------|--------------|---------------|----------------|
| ● Active | ◇ Unsuitable | ▭ Active | ■ Private Land |
| ○ Inactive | ○ NA | ▭ Inactive | ▨ Young Pine |
| ■ Recruitment | ✚ Unknown | ▭ Recruitment | |
| | ✕ Non Extant | | |



343.07

6957



262



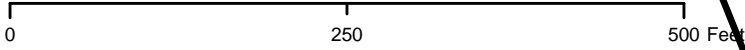
2322



10803



12003

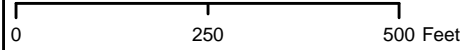
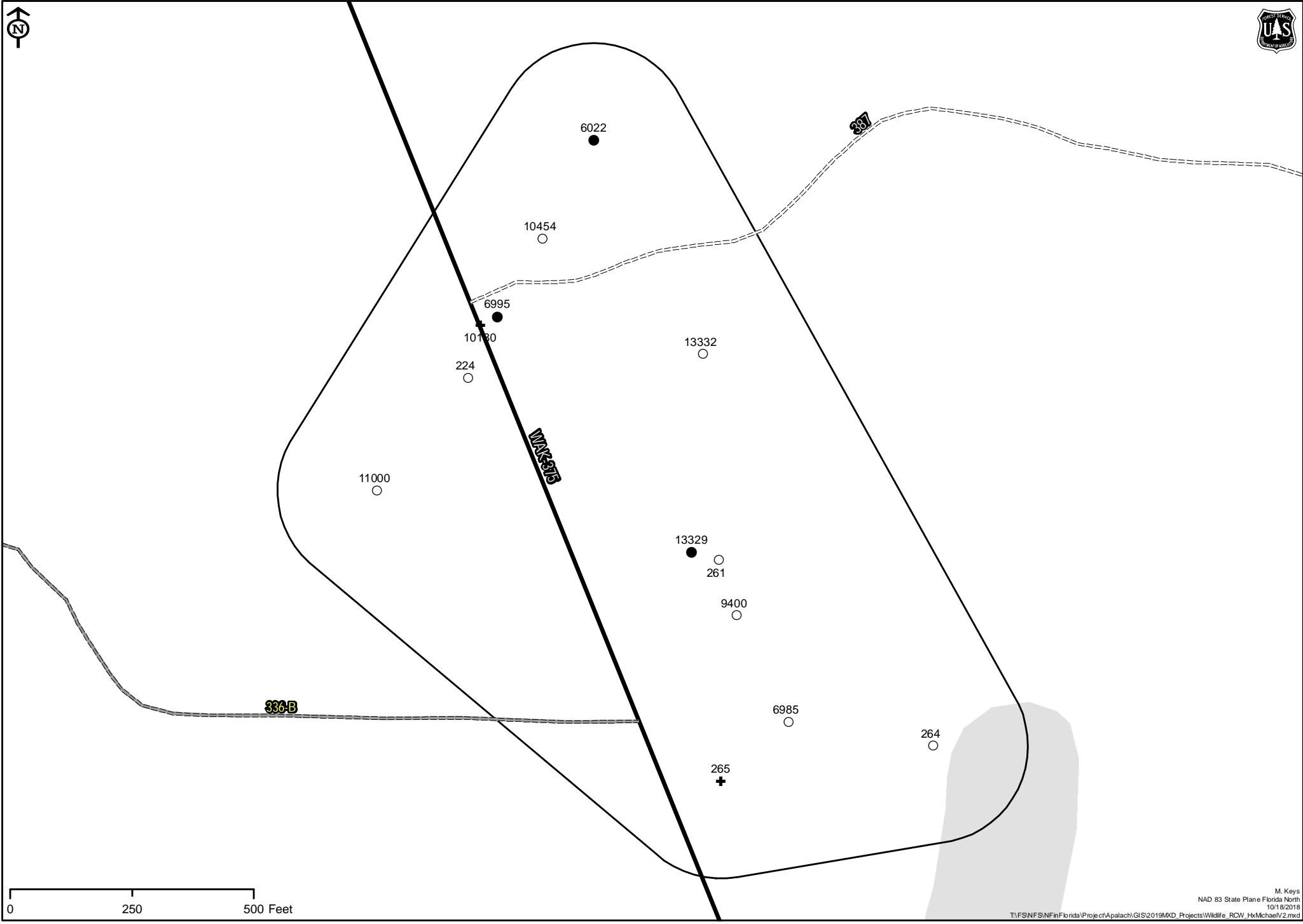


Apalachicola National Forest RCW Assessment

Cluster 343.08

Total Cavity Tree Count 13

- | | | | |
|---------------|--------------|---------------|----------------|
| ● Active | ◇ Unsuitable | ▭ Active | ■ Private Land |
| ○ Inactive | ○ NA | ▭ Inactive | ▨ Young Pine |
| ■ Recruitment | ✚ Unknown | ▭ Recruitment | |
| | ✕ Non Extant | | |



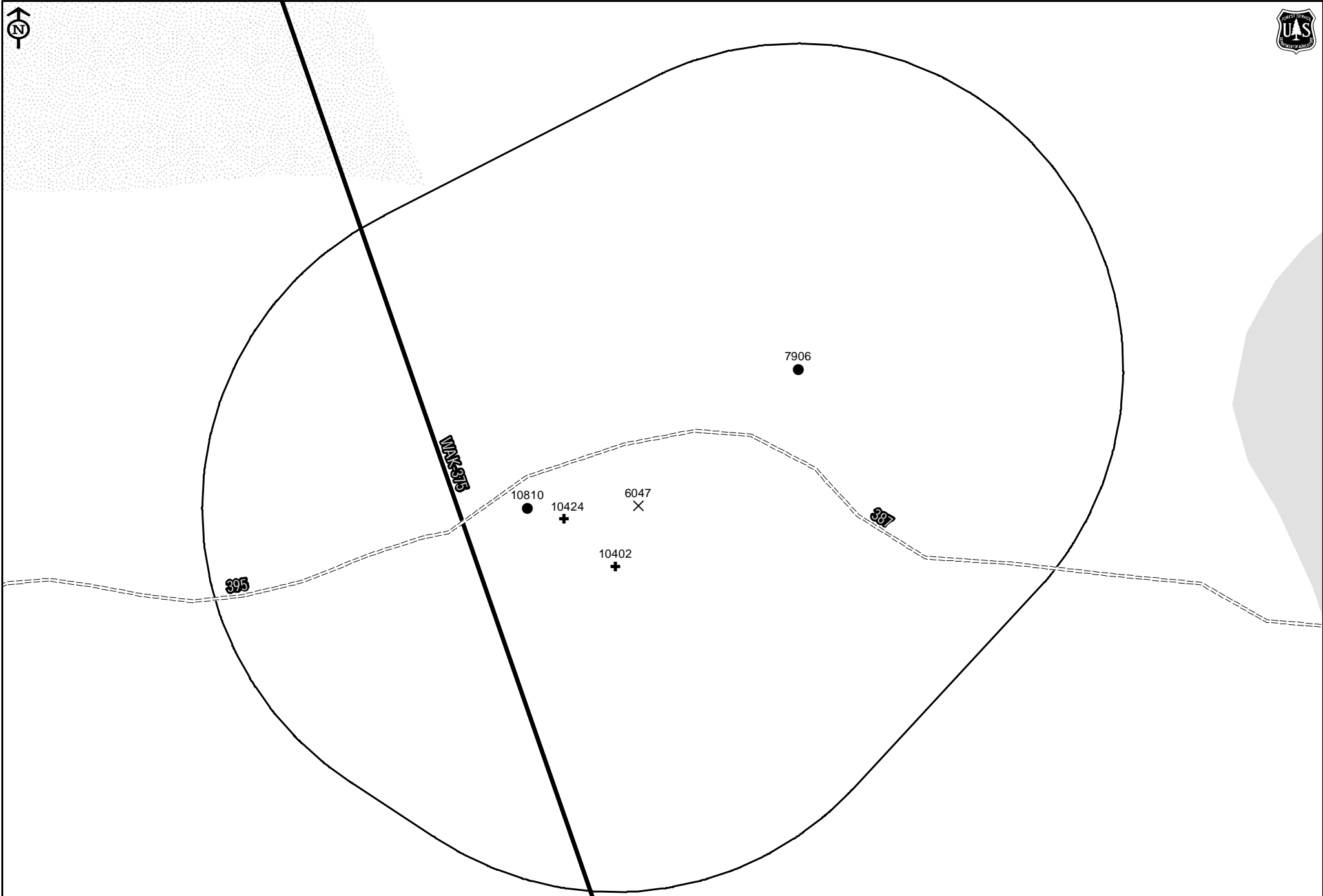
Apalachicola National Forest RCW Assessment

Cluster 343.09

Total Cavity Tree Count

5

- | | | | |
|-------------------|--------------|----------------------|------------------------|
| RCW Tree (Status) | ◇ Unsuitable | RCW Cluster (Status) | Unsuitable RCW habitat |
| ● Active | ○ NA | ▭ Active | ■ Non Pine |
| ○ Inactive | ✚ Unknown | ▭ Inactive | ▨ Young Pine |
| ■ Recruitment | ✕ Non Extant | ▭ Recruitment | ■ Private Land |



0 250 500 Feet

Apalachicola National Forest RCW Assessment

Cluster 35.02

Total Cavity Tree Count

5

- | | | | |
|---------------|--------------|---------------|----------------|
| ● Active | ◇ Unsuitable | ▭ Active | ■ Private Land |
| ○ Inactive | ○ NA | ▭ Inactive | ▨ Young Pine |
| ■ Recruitment | ✚ Unknown | ▭ Recruitment | |
| | ✕ Non Extant | | |



0 250 500 Feet

Apalachicola National Forest RCW Assessment

Cluster 350.02

Total Cavity Tree Count

17

- | | | | |
|---------------|--------------|---------------|--------------------------|
| ● Active | ◇ Unsuitable | ▭ Active | ■ Unsuitable RCW habitat |
| ○ Inactive | ○ NA | ▭ Inactive | ■ Non Pine |
| ■ Recruitment | ✕ Unknown | ▭ Recruitment | ■ Young Pine |
| | ✕ Non Extant | | ■ Private Land |



0 250 500 Feet

Apalachicola National Forest RCW Assessment

Cluster 350.03

Total Cavity Tree Count

7

- | | | | |
|---------------|--------------|---------------|----------------|
| ● Active | ◇ Unsuitable | ▭ Active | ■ Private Land |
| ○ Inactive | ○ NA | ▭ Inactive | ▨ Young Pine |
| ■ Recruitment | ✚ Unknown | ▭ Recruitment | |
| | ✕ Non Extant | | |



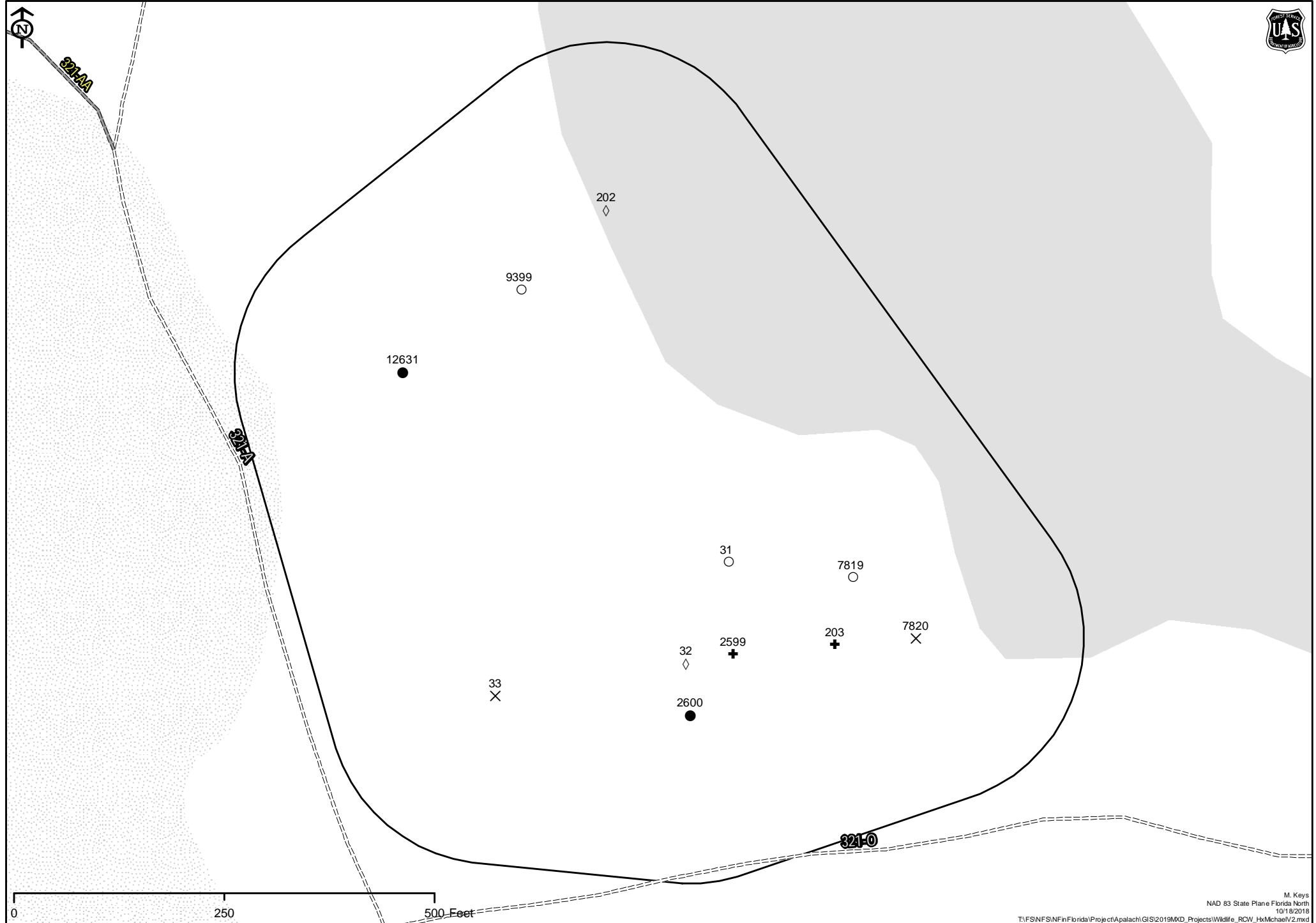
0 250 500 Feet

Apalachicola National Forest RCW Assessment

Cluster 350.04

Total Cavity Tree Count 11

- | | | | |
|---------------|--------------|---------------|--------------------------|
| ● Active | ◇ Unsuitable | ▭ Active | ■ Unsuitable RCW habitat |
| ○ Inactive | ○ NA | ▭ Inactive | ■ Non Pine |
| ■ Recruitment | ✚ Unknown | ▭ Recruitment | ■ Young Pine |
| | ✕ Non Extant | | ■ Private Land |




Apalachicola National Forest RCW Assessment

Cluster 350.05

Total Cavity Tree Count

4

- | | | | |
|---------------|--------------|---------------|----------------|
| ● Active | ◇ Unsuitable | ▭ Active | ■ Private Land |
| ○ Inactive | ○ NA | ▭ Inactive | ▨ Young Pine |
| ■ Recruitment | ✚ Unknown | ▭ Recruitment | |
| | ✕ Non Extant | | |



350.05

12684
○
12683
○
12682
○
12681
○

0 250 500 Feet

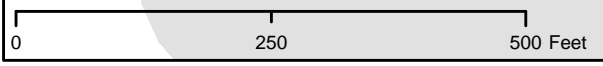
Apalachicola National Forest RCW Assessment

Cluster 39.09

Total Cavity Tree Count

4

- | | | | |
|---------------|--------------|----------------|----------------|
| ● Active | ◇ Unsuitable | ▭ Active | ■ Private Land |
| ○ Inactive | ○ NA | - - - Inactive | ▨ Young Pine |
| ■ Recruitment | + Unknown | Recruitment | |
| | × Non Extant | | |




Apalachicola National Forest RCW Assessment

Cluster 4.01

Total Cavity Tree Count 16

- | | | | |
|---------------|--------------|---------------|--------------------------|
| ● Active | ◇ Unsuitable | ▭ Active | ■ Unsuitable RCW habitat |
| ○ Inactive | ○ NA | ▭ Inactive | ■ Non Pine |
| ■ Recruitment | ✦ Unknown | ▭ Recruitment | ■ Young Pine |
| | ✦ Non Extant | | ■ Private Land |




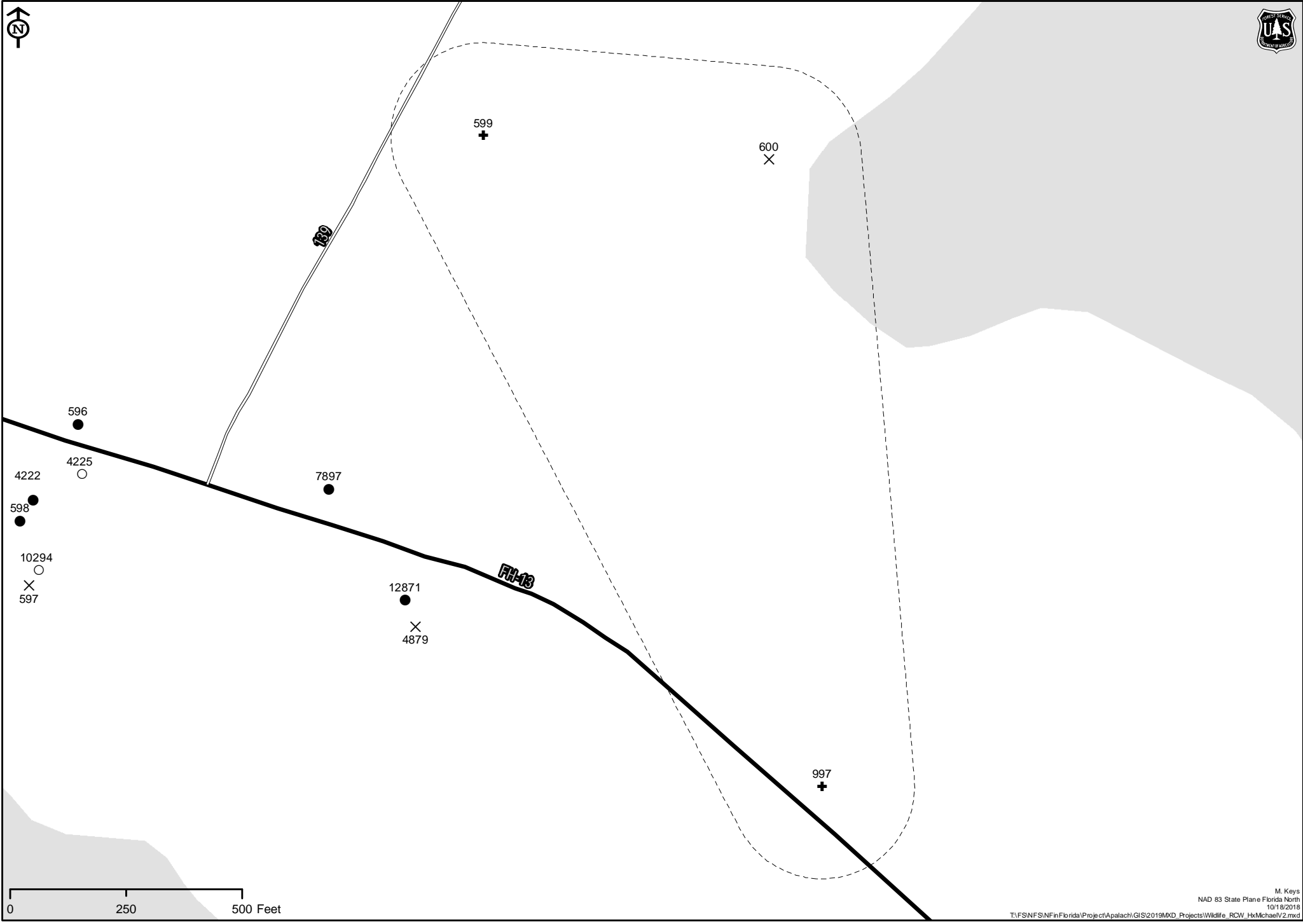
Apalachicola National Forest RCW Assessment

Cluster 44.13

Total Cavity Tree Count

3

- | | | | |
|---------------|--------------|---------------|----------------|
| ● Active | ◇ Unsuitable | ▭ Active | ■ Private Land |
| ○ Inactive | ○ NA | ▭ Inactive | ▨ Non Pine |
| ■ Recruitment | ✚ Unknown | ▭ Recruitment | ▨ Young Pine |
| | ✕ Non Extant | | |



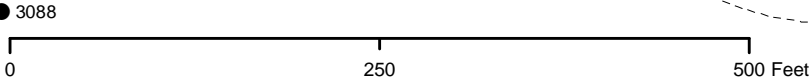
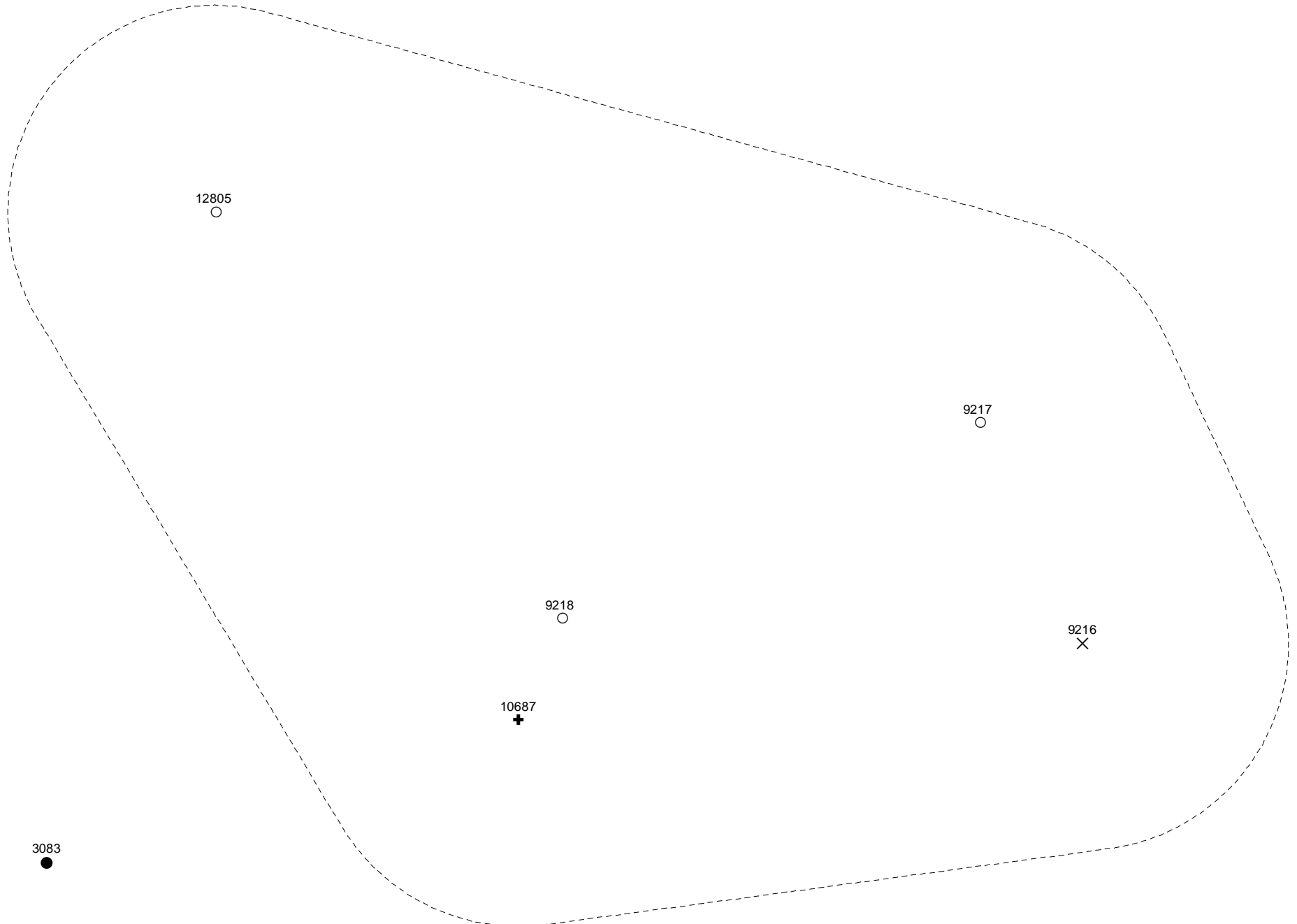
Apalachicola National Forest RCW Assessment

Cluster 45.07

Total Cavity Tree Count

5

- | | | | |
|-------------------|--------------|----------------------|------------------------|
| RCW Tree (Status) | ◇ Unsuitable | RCW Cluster (Status) | Unsuitable RCW habitat |
| ● Active | ○ NA | ▭ Active | ■ Non Pine |
| ○ Inactive | ✚ Unknown | ▭ Inactive | ▨ Young Pine |
| ■ Recruitment | ✕ Non Extant | ▭ Recruitment | ■ Private Land |



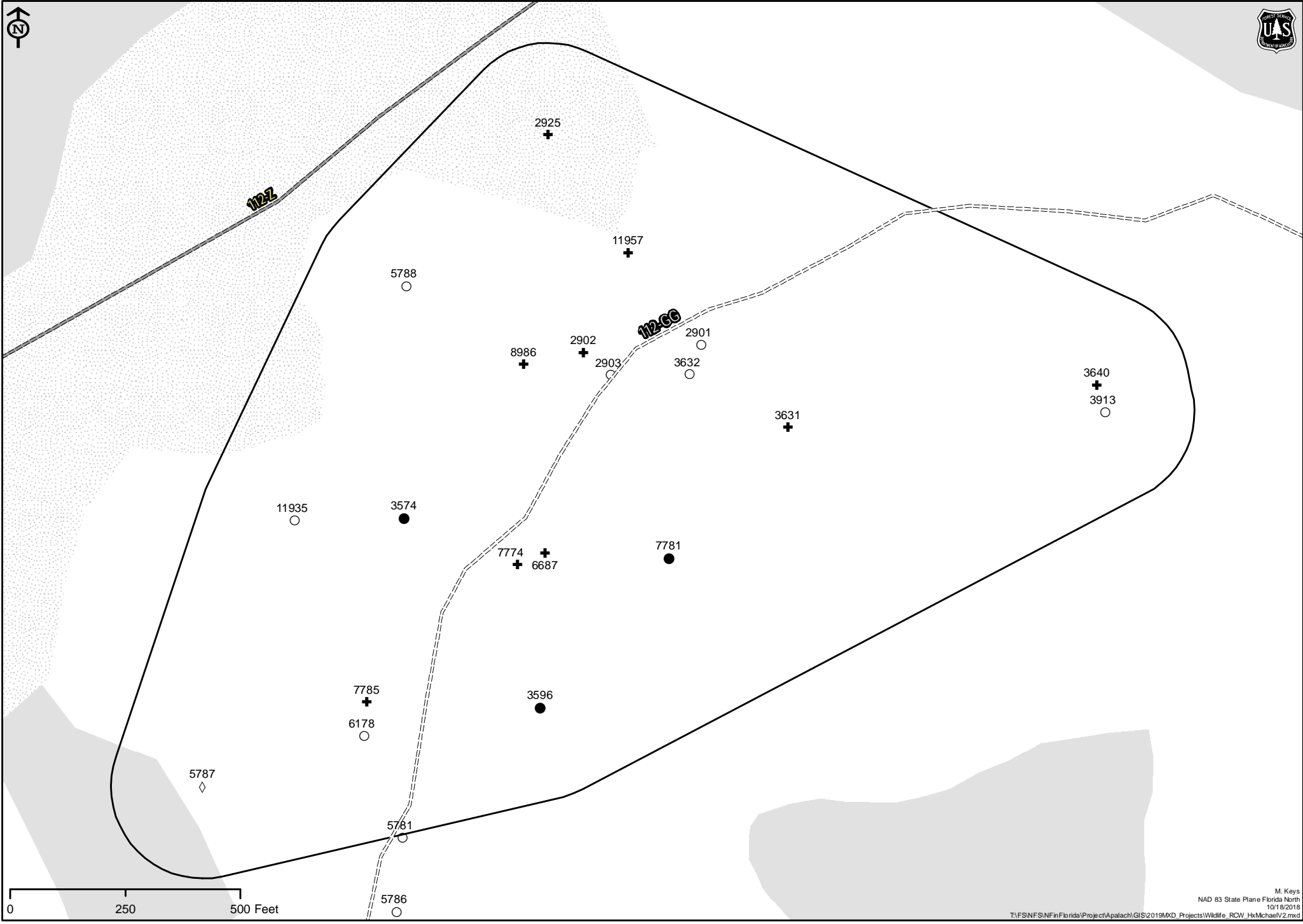
Apalachicola National Forest RCW Assessment

Cluster 46.03

Total Cavity Tree Count

20

- | | | | |
|-------------------|--------------|----------------------|------------------------|
| RCW Tree (Status) | ◇ Unsuitable | RCW Cluster (Status) | Unsuitable RCW habitat |
| ● Active | ○ NA | ▭ Active | ■ Non Pine |
| ○ Inactive | ✚ Unknown | ▭ Inactive | ▨ Young Pine |
| ■ Recruitment | ✕ Non Extant | ▭ Recruitment | ■ Private Land |



0 250 500 Feet

Apalachicola National Forest RCW Assessment

Cluster 5.03

Total Cavity Tree Count 11

- | | | | |
|---------------|--------------|---------------|--------------------------|
| ● Active | ◇ Unsuitable | ▭ Active | ■ Unsuitable RCW habitat |
| ○ Inactive | ○ NA | ▭ Inactive | ■ Non Pine |
| ■ Recruitment | ✚ Unknown | ▭ Recruitment | ■ Young Pine |
| | ✕ Non Extant | | ■ Private Land |



Apalachicola National Forest RCW Assessment

Cluster 5.04

Total Cavity Tree Count 16

- | | | | |
|---------------|--------------|---------------|----------------|
| ● Active | ◇ Unsuitable | ▭ Active | ■ Private Land |
| ○ Inactive | ○ NA | ▭ Inactive | ▨ Young Pine |
| ■ Recruitment | ✚ Unknown | ▭ Recruitment | |
| | ✕ Non Extant | | |



0 250 500 Feet

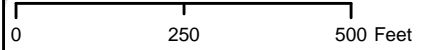
Apalachicola National Forest RCW Assessment

Cluster 51.02

Total Cavity Tree Count

6

- | | | | |
|---------------|--------------|---------------|----------------|
| ● Active | ◇ Unsuitable | ▭ Active | ■ Private Land |
| ○ Inactive | ○ NA | ▭ Inactive | ▨ Young Pine |
| ■ Recruitment | ✚ Unknown | ▭ Recruitment | |
| | ✕ Non Extant | | |



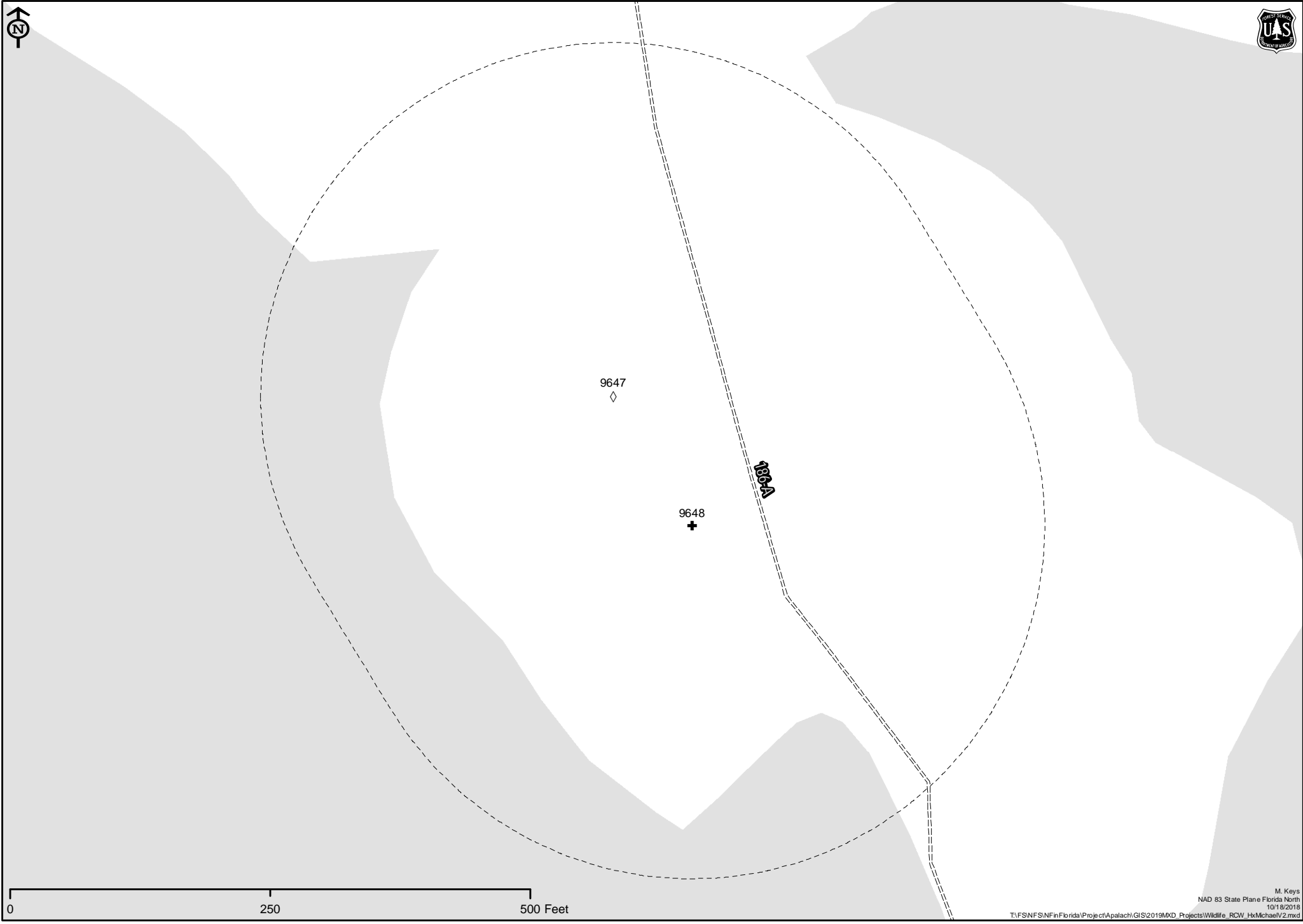
Apalachicola National Forest RCW Assessment

Cluster 53.06

Total Cavity Tree Count

2

- | | | | |
|---------------|--------------|---------------|--------------------------|
| ● Active | ◇ Unsuitable | ▭ Active | ■ Unsuitable RCW habitat |
| ○ Inactive | ○ NA | ▭ Inactive | ■ Non Pine |
| ■ Recruitment | ✚ Unknown | ▭ Recruitment | ■ Young Pine |
| | ✕ Non Extant | | ■ Private Land |



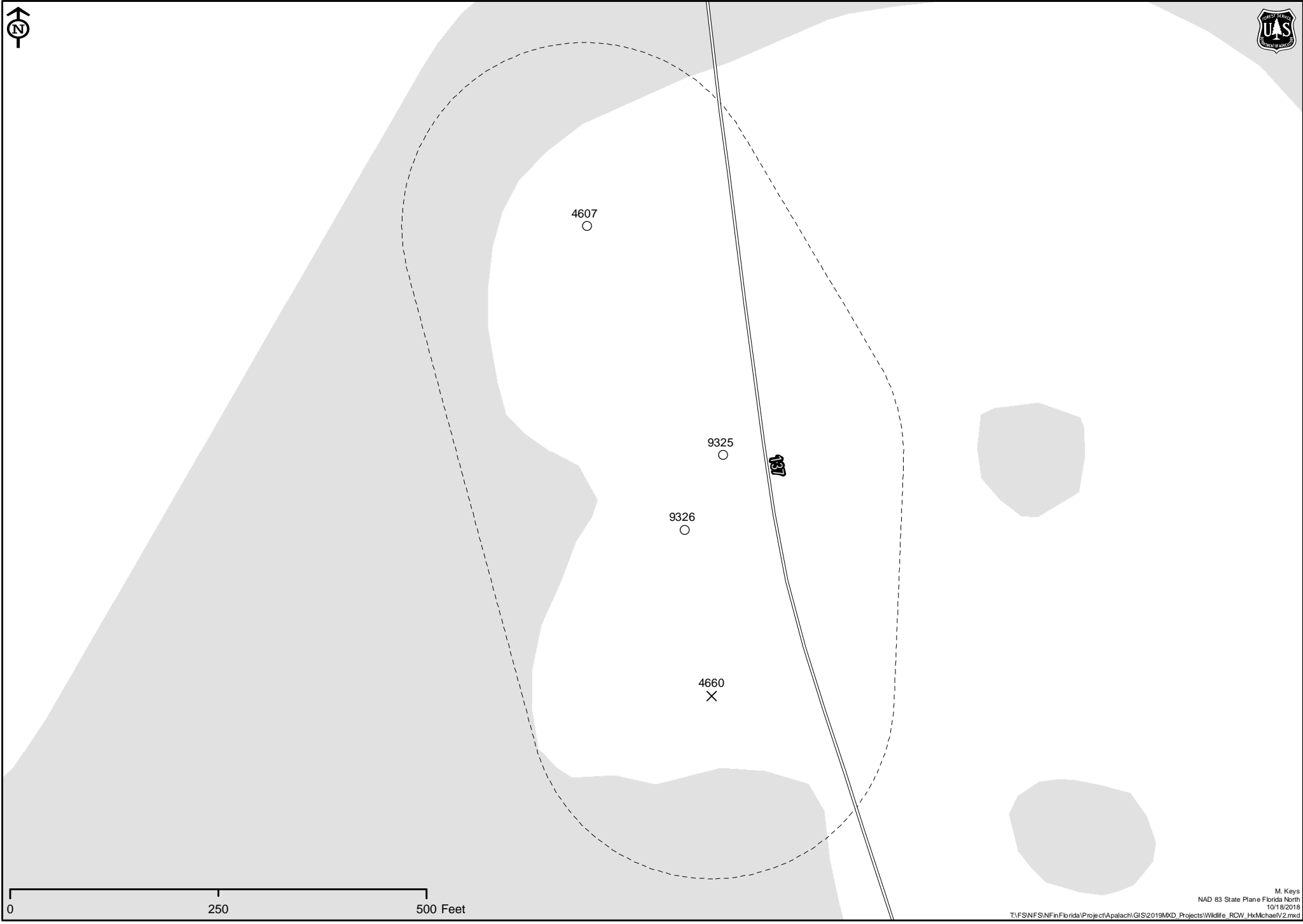
Apalachicola National Forest RCW Assessment

Cluster 55.04

Total Cavity Tree Count

4

- | | | | |
|-------------------|--------------|----------------------|------------------------|
| RCW Tree (Status) | ◇ Unsuitable | RCW Cluster (Status) | Unsuitable RCW habitat |
| ● Active | ○ NA | ▭ Active | ■ Non Pine |
| ○ Inactive | ✚ Unknown | ▭ Inactive | ▨ Young Pine |
| ■ Recruitment | ✕ Non Extant | ▭ Recruitment | ■ Private Land |



0 250 500 Feet

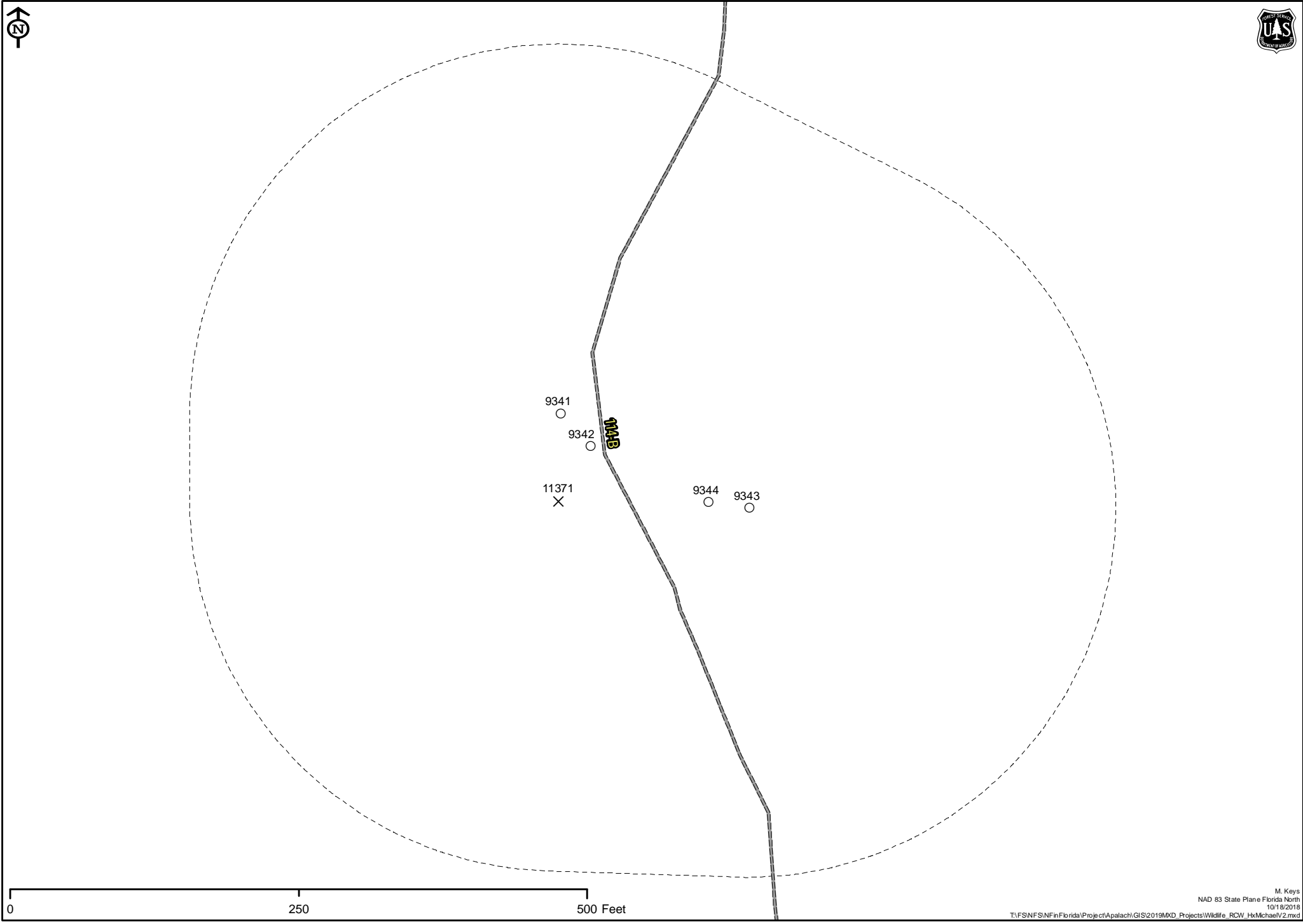
Apalachicola National Forest RCW Assessment

Cluster 64.11

Total Cavity Tree Count

5

- | | | | |
|-------------------|--------------|----------------------|------------------------|
| RCW Tree (Status) | ◇ Unsuitable | RCW Cluster (Status) | Unsuitable RCW habitat |
| ● Active | ○ NA | ▭ Active | ■ Non Pine |
| ○ Inactive | ✚ Unknown | ▭ Inactive | ▨ Young Pine |
| ■ Recruitment | ✕ Non Extant | ▭ Recruitment | ■ Private Land |



0 250 500 Feet

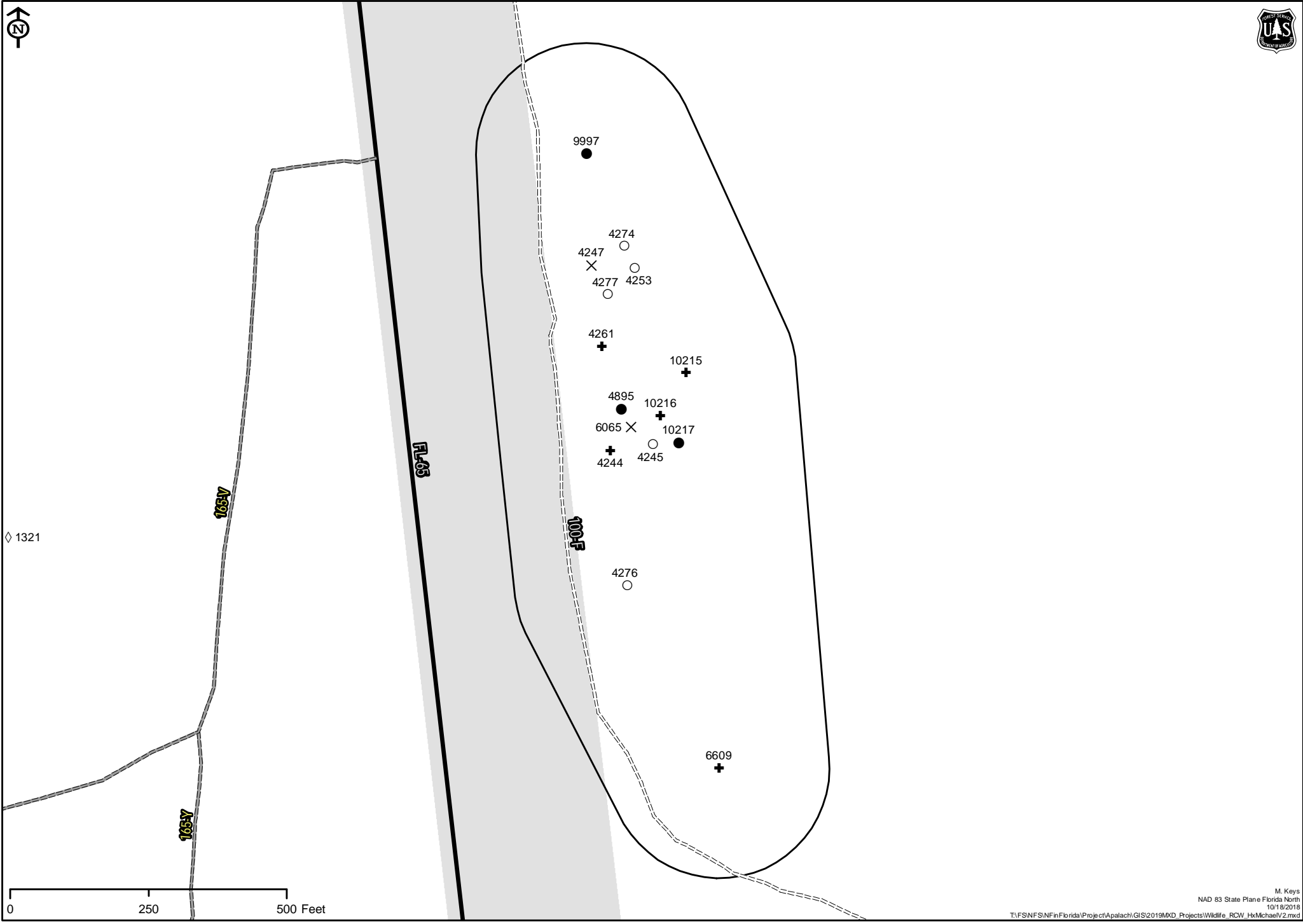
Apalachicola National Forest RCW Assessment

Cluster 66.01

Total Cavity Tree Count

15

- | | | | |
|---------------|--------------|---------------|----------------|
| ● Active | ◇ Unsuitable | ▭ Active | ■ Private Land |
| ○ Inactive | ○ NA | ▭ Inactive | ▨ Young Pine |
| ■ Recruitment | ✕ Non Extant | ▭ Recruitment | |
| | | | |



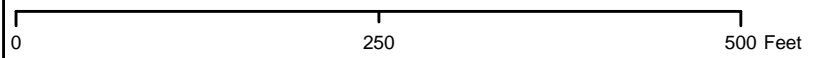
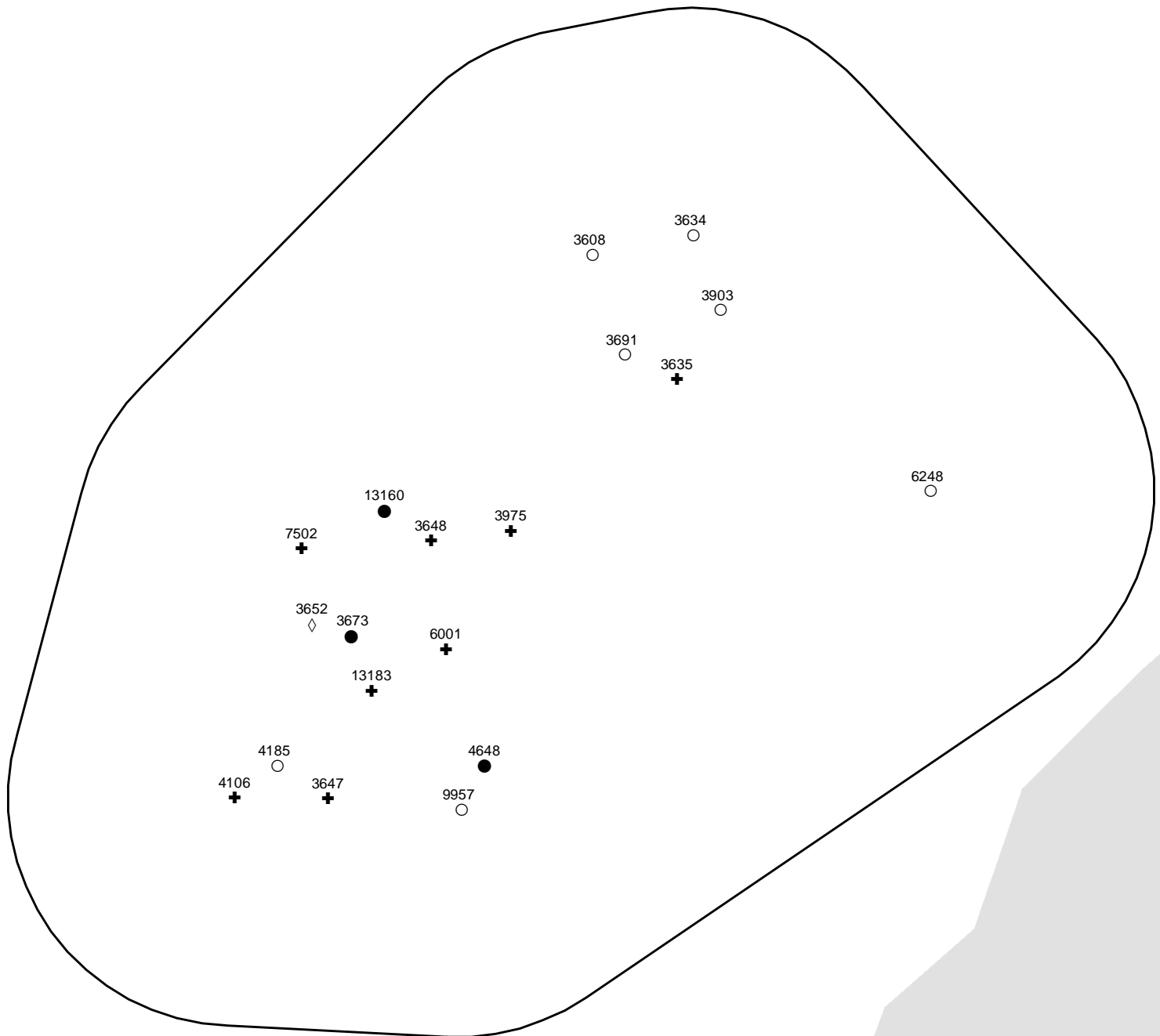
Apalachicola National Forest RCW Assessment

Cluster 66.02

Total Cavity Tree Count

19

- | | | | |
|-------------------|--------------|----------------------|------------------------|
| RCW Tree (Status) | ◇ Unsuitable | RCW Cluster (Status) | Unsuitable RCW habitat |
| ● Active | ○ NA | ▭ Active | ■ Non Pine |
| ○ Inactive | ✚ Unknown | ▭ Inactive | ▨ Young Pine |
| ■ Recruitment | ✕ Non Extant | ▭ Recruitment | ■ Private Land |



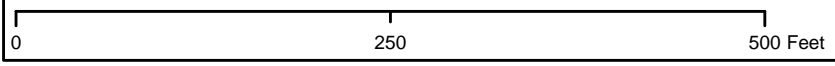
Apalachicola National Forest RCW Assessment

Cluster 67.01

Total Cavity Tree Count

9

- | | | | |
|---------------|--------------|---------------|----------------|
| ● Active | ◇ Unsuitable | ▭ Active | ■ Private Land |
| ○ Inactive | ○ NA | ▭ Inactive | ▨ Non Pine |
| ■ Recruitment | ✚ Unknown | ▭ Recruitment | ▨ Young Pine |
| | ✕ Non Extant | | |

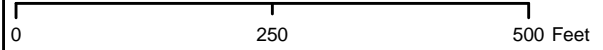
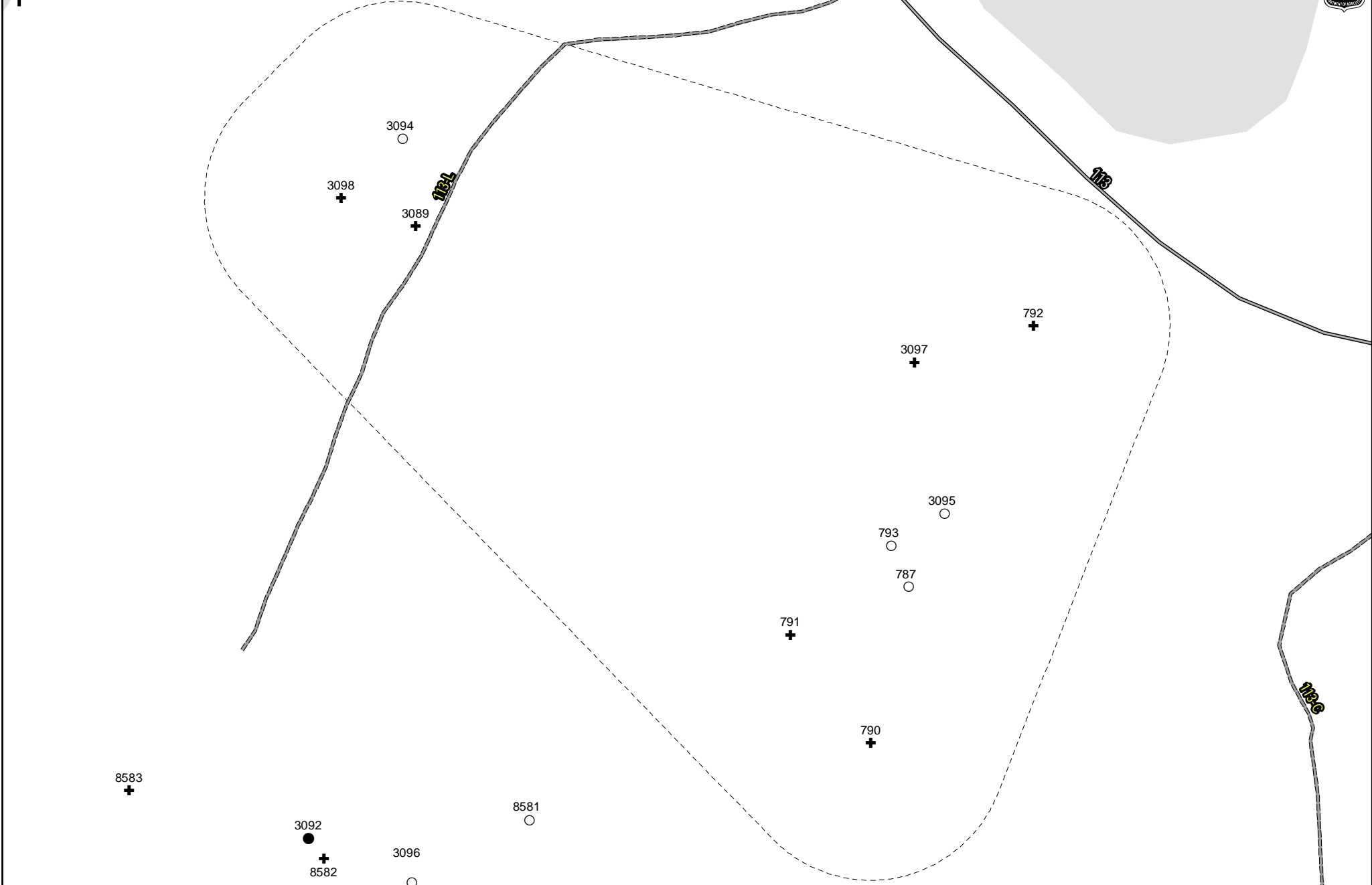


Apalachicola National Forest RCW Assessment

Cluster 67.03

Total Cavity Tree Count 10

- | | | | |
|---------------|--------------|---------------|----------------|
| ● Active | ◇ Unsuitable | ▭ Active | ■ Private Land |
| ○ Inactive | ○ NA | ▭ Inactive | ▨ Young Pine |
| ■ Recruitment | ⊕ Unknown | ▭ Recruitment | |
| | ⊗ Non Extant | | |

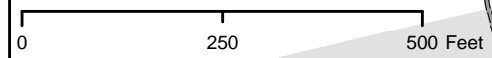


Apalachicola National Forest RCW Assessment

Cluster 67.04

Total Cavity Tree Count **17**

- | | | | |
|---------------|--------------|---------------|--------------------------|
| ● Active | ◇ Unsuitable | ▭ Active | ■ Unsuitable RCW habitat |
| ○ Inactive | ⊕ Unknown | ▭ Inactive | ■ Non Pine |
| ■ Recruitment | × Non Extant | ▭ Recruitment | ■ Young Pine |
| | | | ■ Private Land |

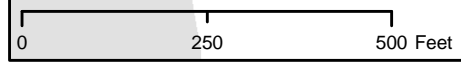
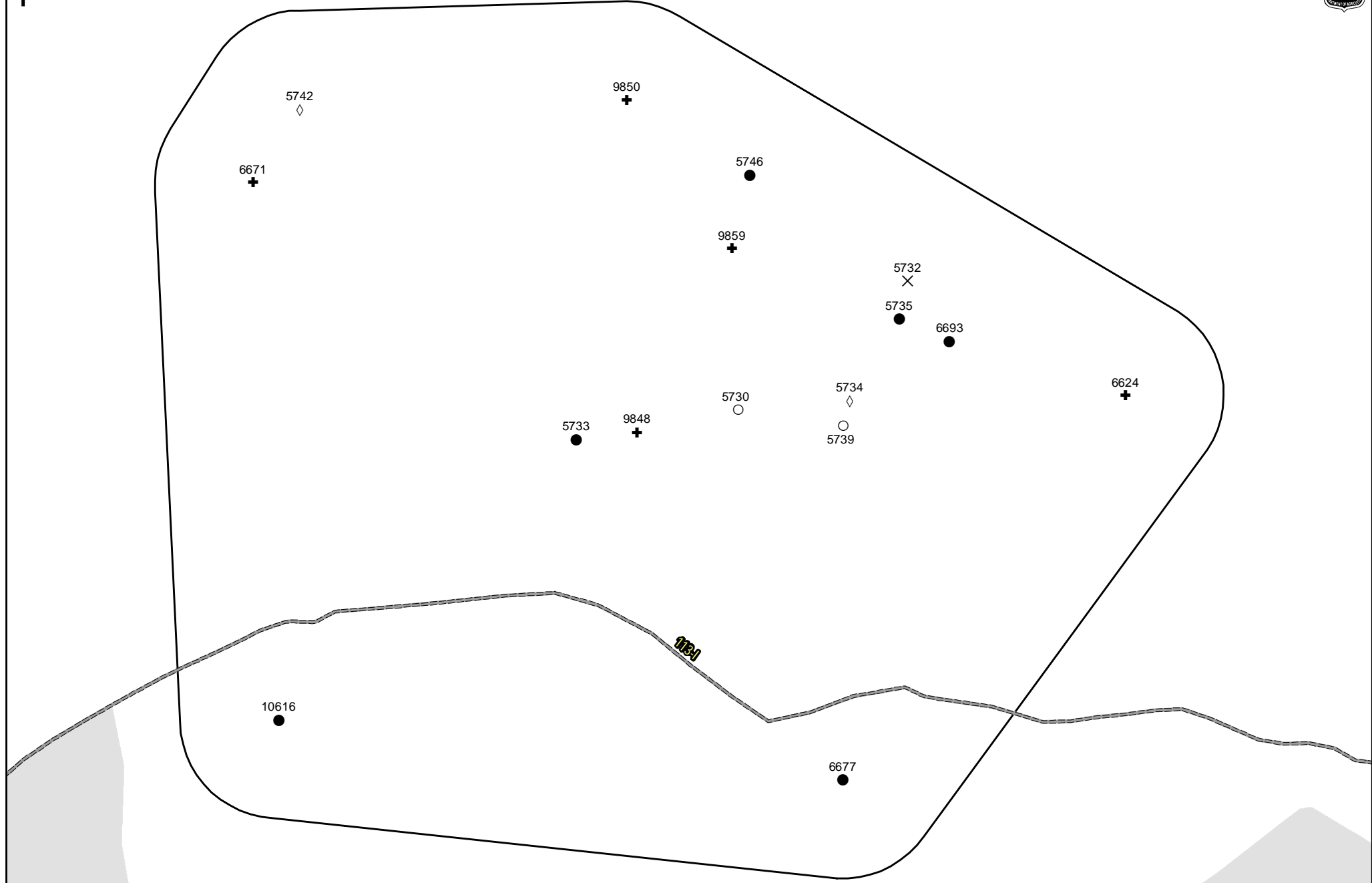


Apalachicola National Forest RCW Assessment

Cluster 67.06

Total Cavity Tree Count **16**

- | | | | |
|---------------|--------------|---------------|--------------------------|
| ● Active | ◇ Unsuitable | ▭ Active | ■ Unsuitable RCW habitat |
| ○ Inactive | ○ NA | ▭ Inactive | ■ Non Pine |
| ■ Recruitment | ✚ Unknown | ▭ Recruitment | ■ Young Pine |
| | ✕ Non Extant | | ■ Private Land |



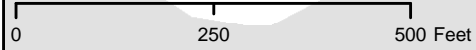
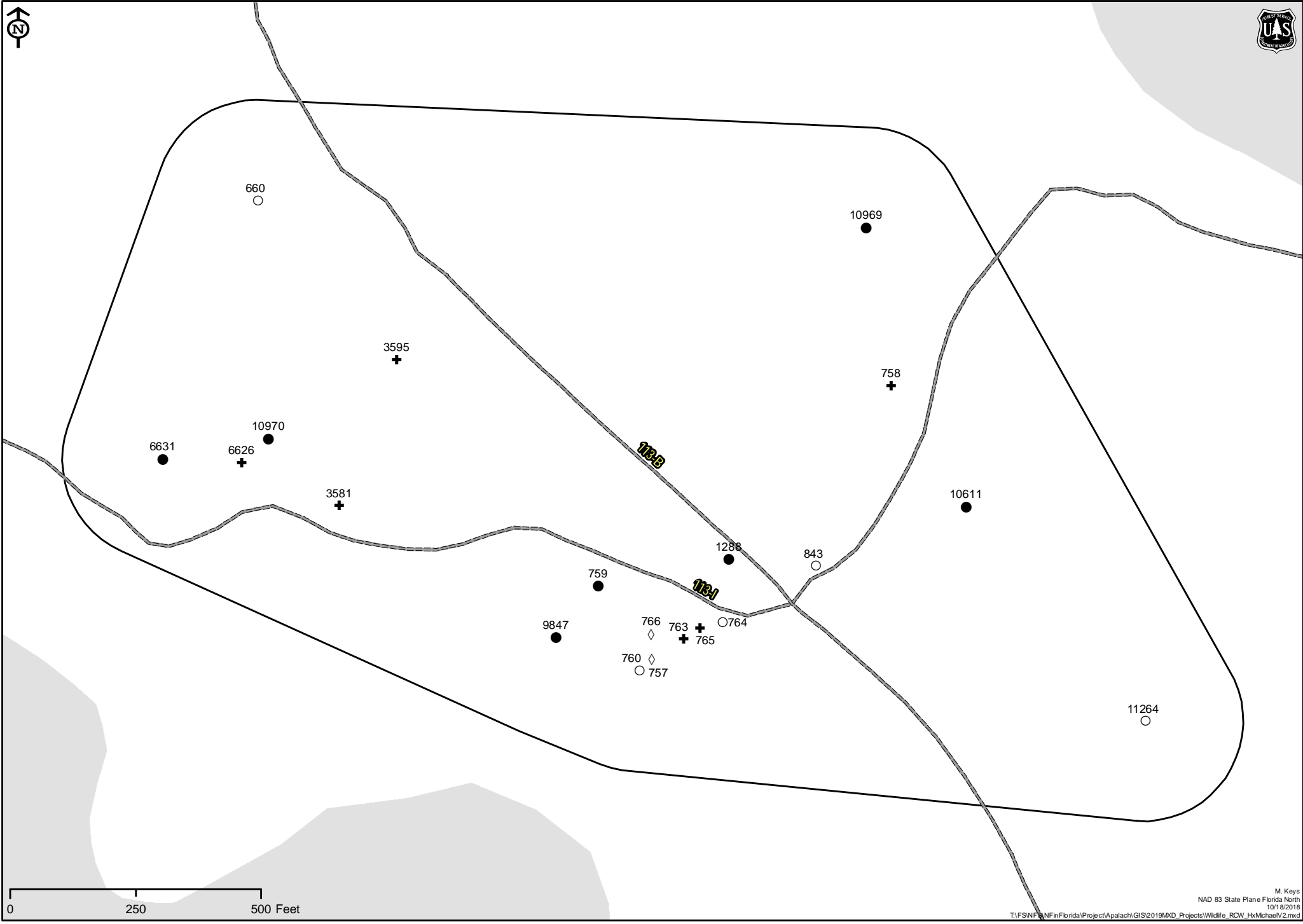
Apalachicola National Forest RCW Assessment

Cluster 67.07

Total Cavity Tree Count

20

- | | | | |
|---------------|--------------|---------------|--------------------------|
| ● Active | ◇ Unsuitable | ▭ Active | ■ Unsuitable RCW habitat |
| ○ Inactive | ○ NA | ▭ Inactive | ■ Non Pine |
| ■ Recruitment | ✦ Unknown | ▭ Recruitment | ■ Young Pine |
| | ✦ Non Extant | | ■ Private Land |

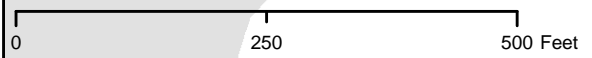
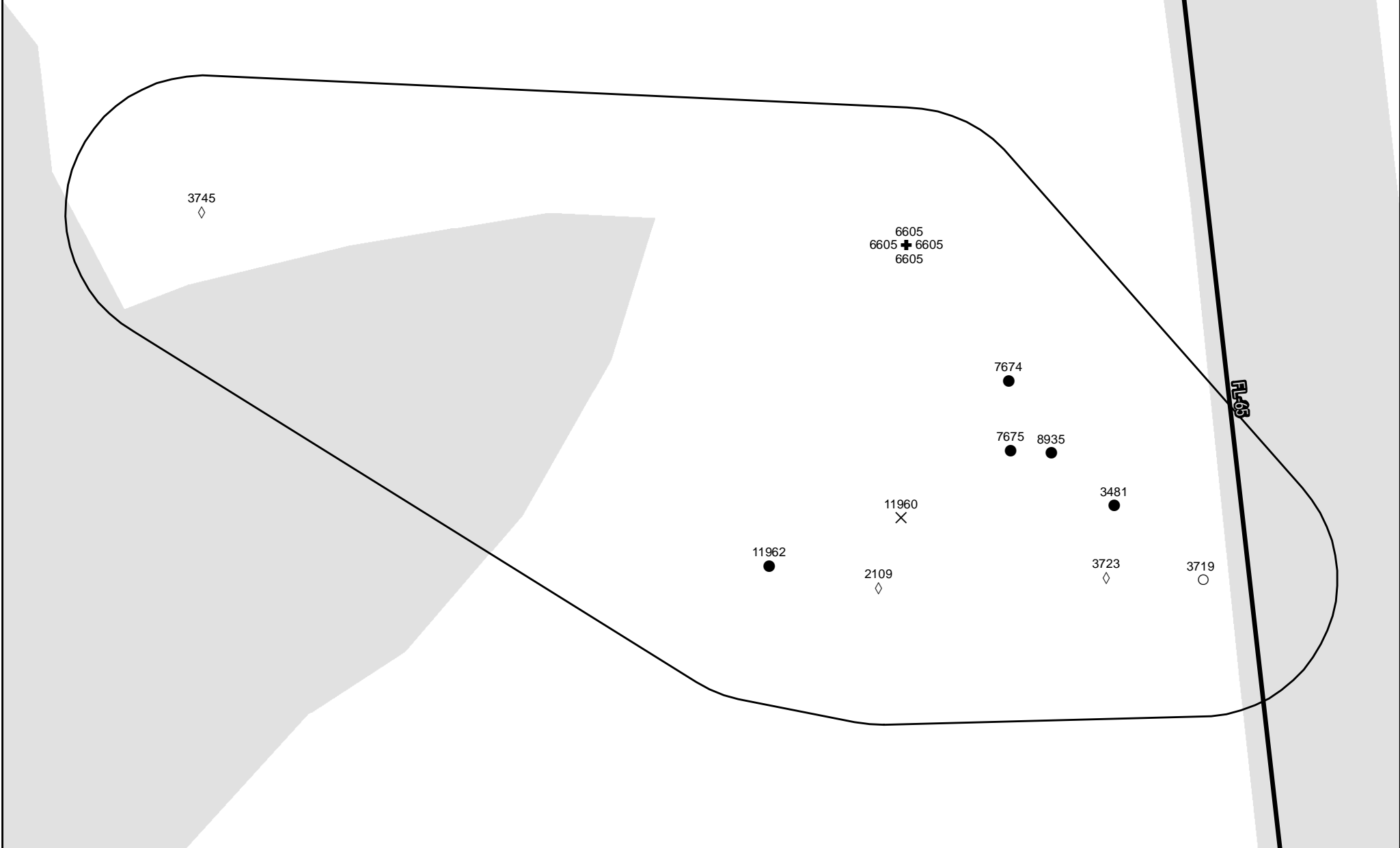


Apalachicola National Forest RCW Assessment

Cluster 68.02

Total Cavity Tree Count 14

- | | | | |
|-------------------|--------------|----------------------|------------------------|
| RCW Tree (Status) | ◇ Unsuitable | RCW Cluster (Status) | Unsuitable RCW habitat |
| ● Active | ○ NA | ▭ Active | ■ Non Pine |
| ○ Inactive | ✚ Unknown | ▭ Inactive | ▨ Young Pine |
| ■ Recruitment | ✕ Non Extant | ▭ Recruitment | ■ Private Land |

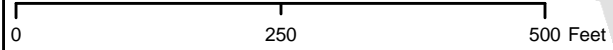
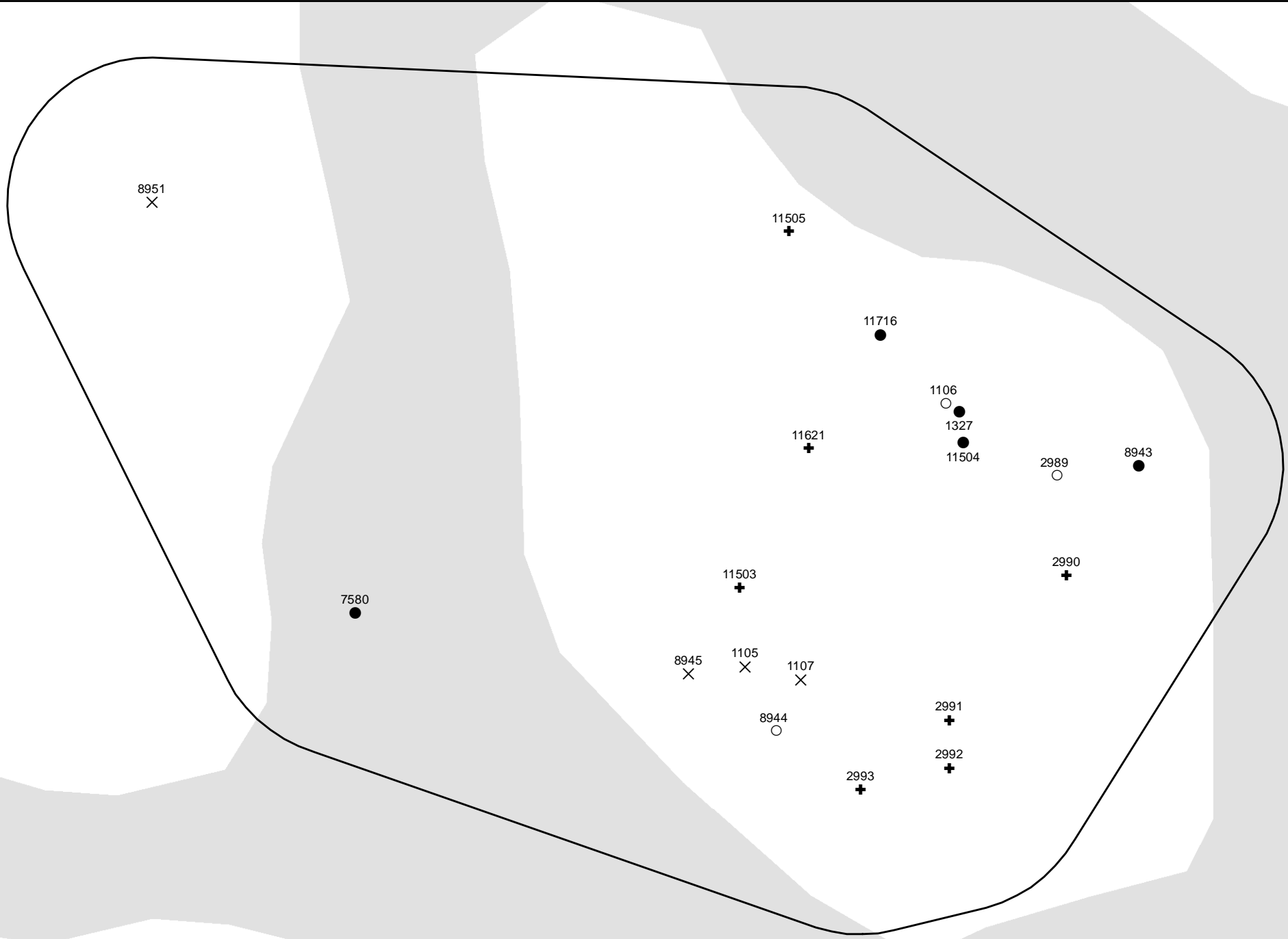


Apalachicola National Forest RCW Assessment

Cluster 68.04

Total Cavity Tree Count 19

- | | | | |
|---------------|--------------|---------------|----------------|
| ● Active | ◇ Unsuitable | ▭ Active | ■ Private Land |
| ○ Inactive | ○ NA | ▭ Inactive | ▨ Young Pine |
| ■ Recruitment | ✕ Non Extant | ▭ Recruitment | |
| | | | ■ Unknown |

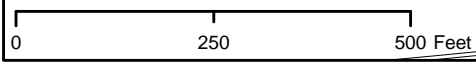
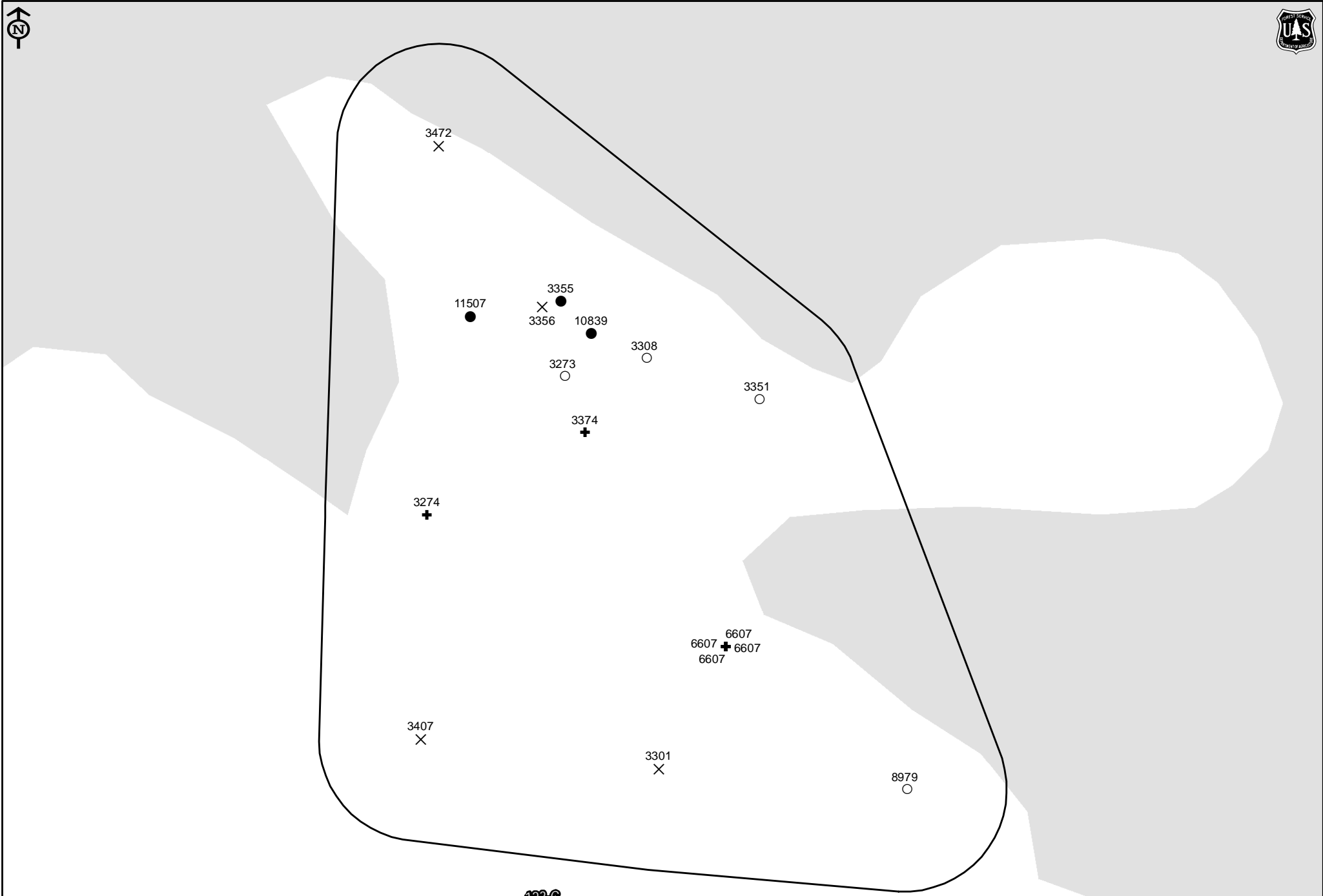


Apalachicola National Forest RCW Assessment

Cluster 68.08

Total Cavity Tree Count 17

- | | | | |
|-------------------|--------------|----------------------|------------------------|
| RCW Tree (Status) | ◇ Unsuitable | RCW Cluster (Status) | Unsuitable RCW habitat |
| ● Active | ○ NA | ▭ Active | ■ Non Pine |
| ○ Inactive | ✦ Unknown | ▭ Inactive | ▨ Young Pine |
| ■ Recruitment | ✕ Non Extant | ▭ Recruitment | ■ Private Land |



123-C

Apalachicola National Forest RCW Assessment

Cluster 69.04

Total Cavity Tree Count

12

- | | | | |
|---------------|--------------|---------------|--------------------------|
| ● Active | ◇ Unsuitable | ◻ Active | ◻ Unsuitable RCW habitat |
| ○ Inactive | ○ NA | ◻ Inactive | ◻ Non Pine |
| ■ Recruitment | ✚ Unknown | ◻ Recruitment | ◻ Young Pine |
| | ✕ Non Extant | | ◻ Private Land |



0 250 500 Feet

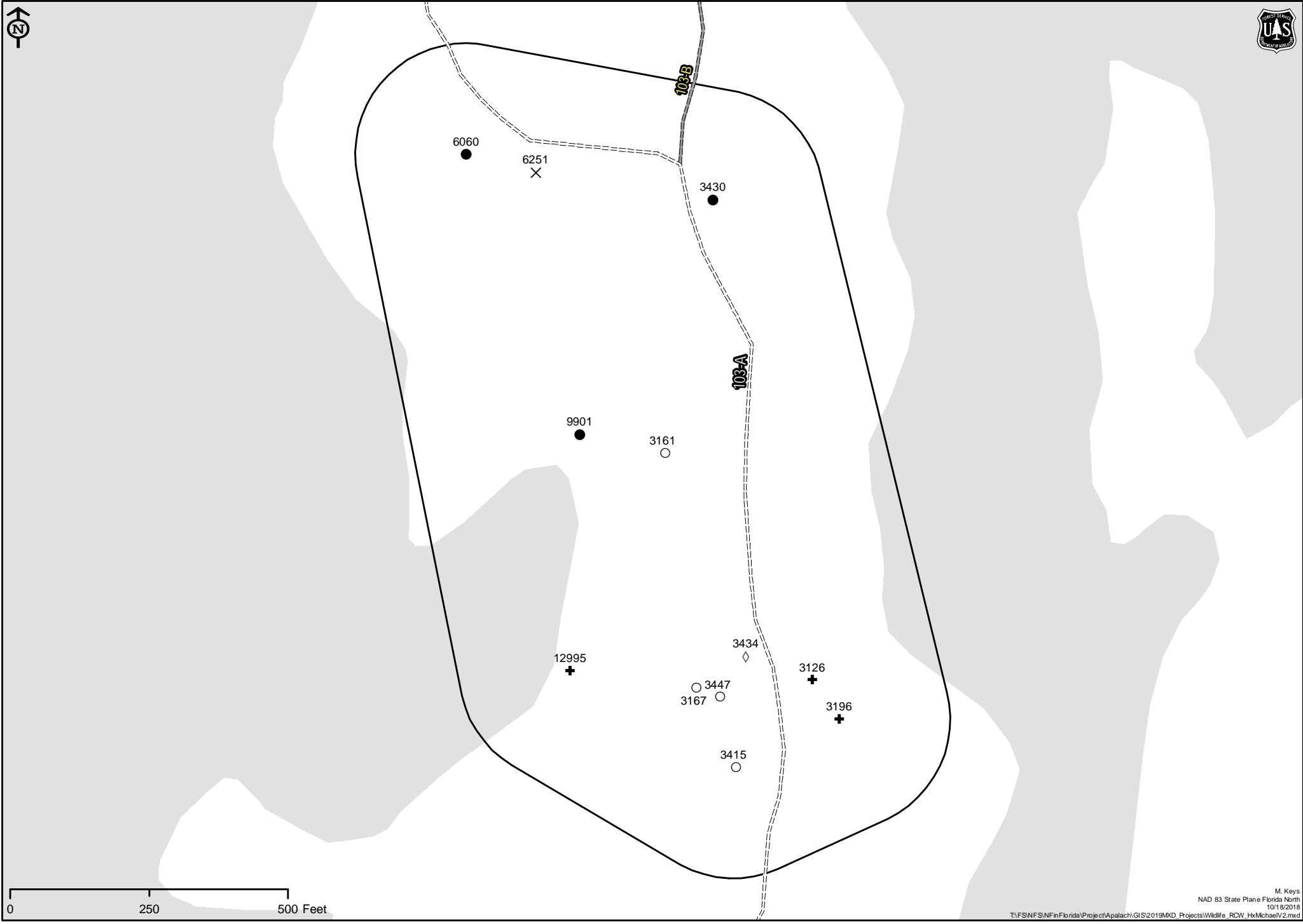
Apalachicola National Forest RCW Assessment

Cluster 7.03

Total Cavity Tree Count

12

- | | | | |
|---------------|--------------|---------------|----------------|
| ● Active | ◇ Unsuitable | ▭ Active | ■ Private Land |
| ○ Inactive | ○ NA | ▭ Inactive | ▨ Non Pine |
| ■ Recruitment | ✕ Non Extant | ▭ Recruitment | ▨ Young Pine |



0 250 500 Feet

Apalachicola National Forest RCW Assessment

Cluster 70.02

Total Cavity Tree Count 12

- | | | | |
|---------------|--------------|---------------|----------------|
| ● Active | ◇ Unsuitable | ▭ Active | ■ Private Land |
| ○ Inactive | ○ NA | ▭ Inactive | ▨ Young Pine |
| ■ Recruitment | ✚ Unknown | ▭ Recruitment | |
| | ✕ Non Extant | | |



0 250 500 Feet

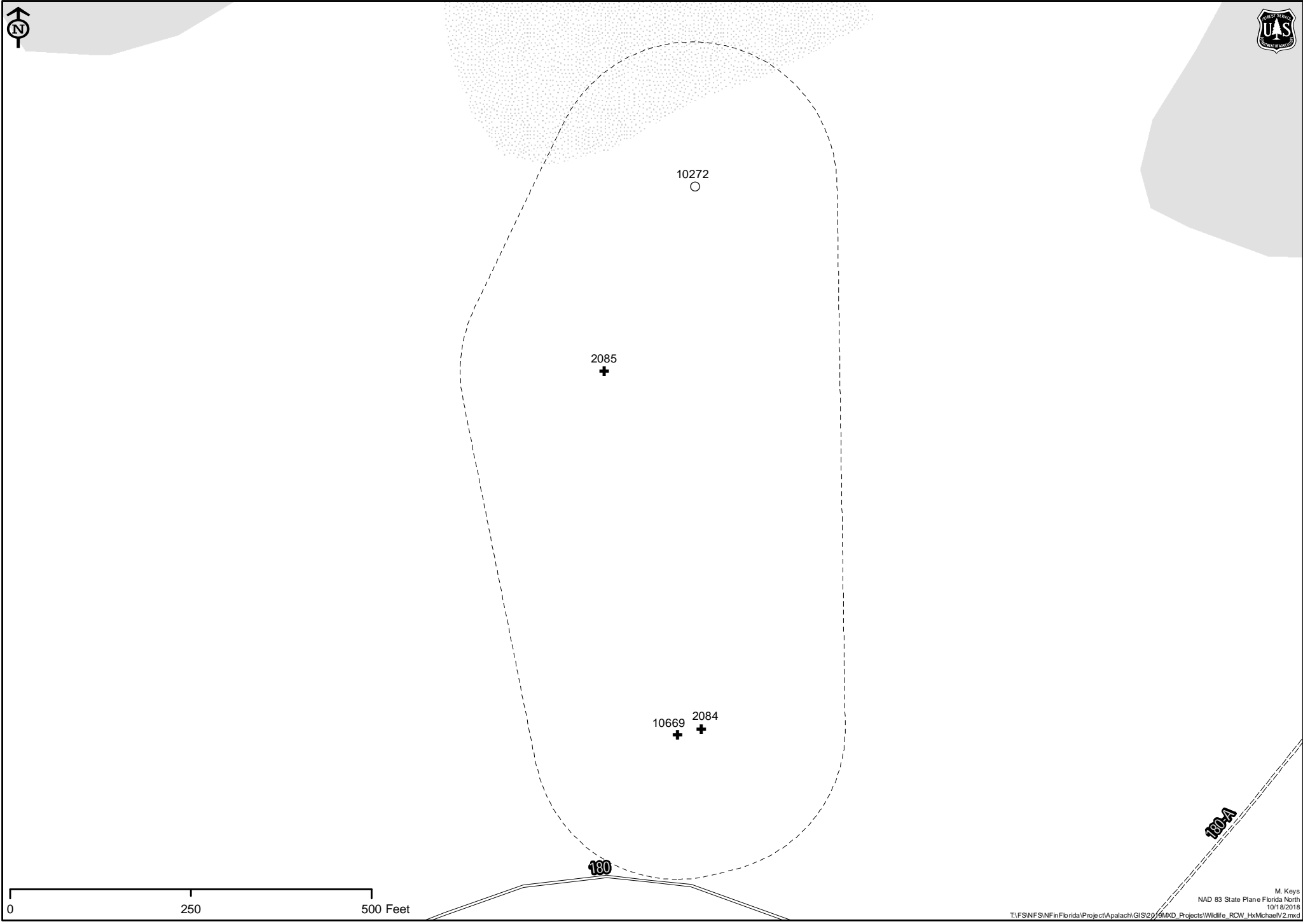
Apalachicola National Forest RCW Assessment

Cluster 70.05

Total Cavity Tree Count

4

- | | | | |
|---------------|--------------|---------------|----------------|
| ● Active | ◇ Unsuitable | ▭ Active | ■ Private Land |
| ○ Inactive | ○ NA | ▭ Inactive | ▨ Young Pine |
| ■ Recruitment | ✦ Unknown | ▭ Recruitment | |
| | ✕ Non Extant | | |



0 250 500 Feet


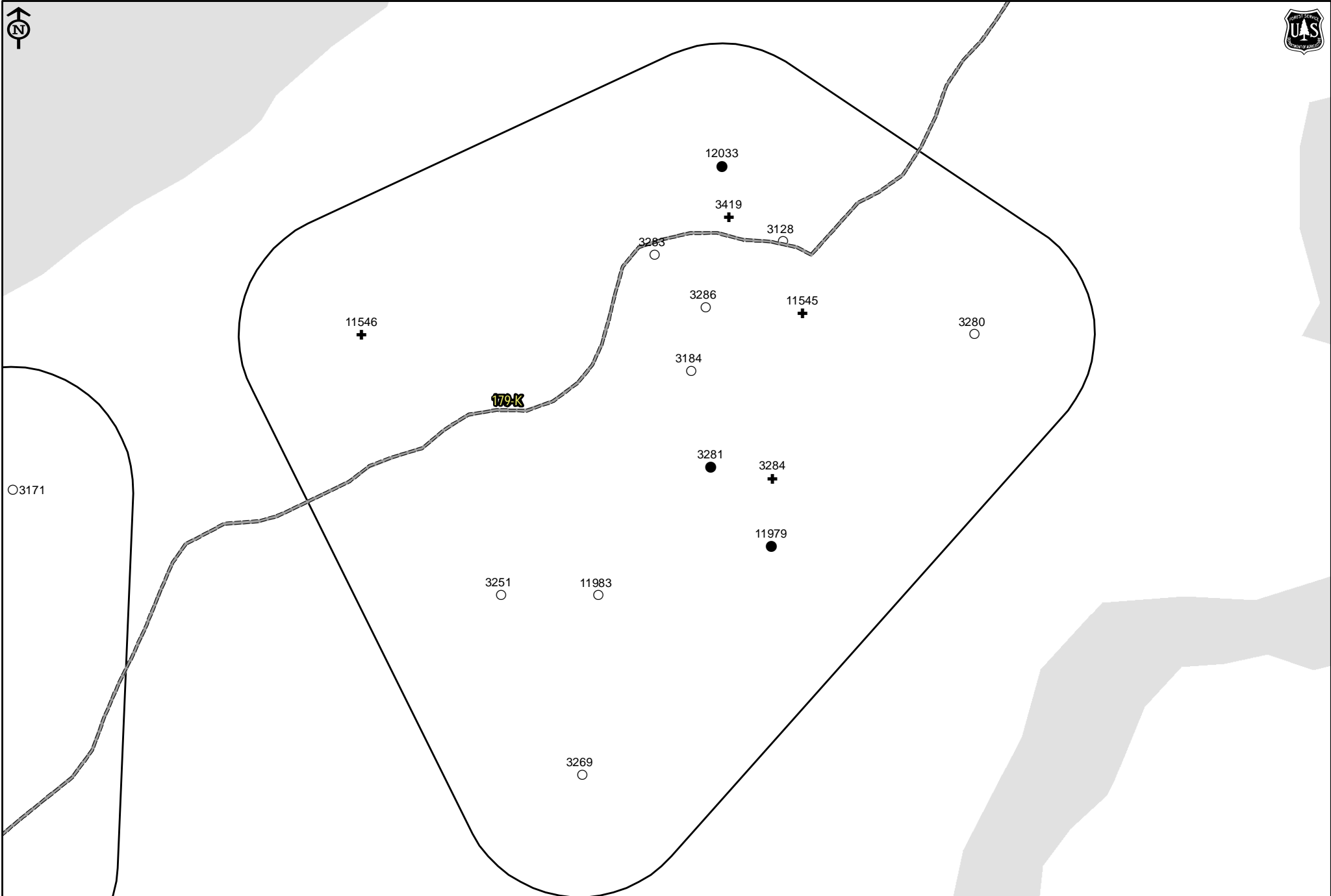
Apalachicola National Forest RCW Assessment

Cluster 71.01

Total Cavity Tree Count

15

- | | | | |
|---------------|--------------|---------------|--------------------------|
| ● Active | ◇ Unsuitable | ▭ Active | ■ Unsuitable RCW habitat |
| ○ Inactive | ○ NA | ▭ Inactive | ■ Non Pine |
| ■ Recruitment | ✚ Unknown | ▭ Recruitment | ■ Young Pine |
| | ✕ Non Extant | | ■ Private Land |



Apalachicola National Forest RCW Assessment

Cluster 71.02

Total Cavity Tree Count **16**

- | | | | |
|---------------|--------------|---------------|--------------------------|
| ● Active | ◇ Unsuitable | ▭ Active | ■ Unsuitable RCW habitat |
| ○ Inactive | ○ NA | ▭ Inactive | ■ Non Pine |
| ■ Recruitment | ✚ Unknown | ▭ Recruitment | ■ Young Pine |
| | ✕ Non Extant | | ■ Private Land |



0 250 500 Feet


Apalachicola National Forest RCW Assessment

Cluster 71.06

Total Cavity Tree Count

15

- | | | | |
|---------------|--------------|---------------|--------------------------|
| ● Active | ◇ Unsuitable | ▭ Active | ■ Unsuitable RCW habitat |
| ○ Inactive | ○ NA | ▭ Inactive | ▨ Non Pine |
| ■ Recruitment | ✦ Unknown | ▭ Recruitment | ▨ Young Pine |
| | ✕ Non Extant | | ■ Private Land |

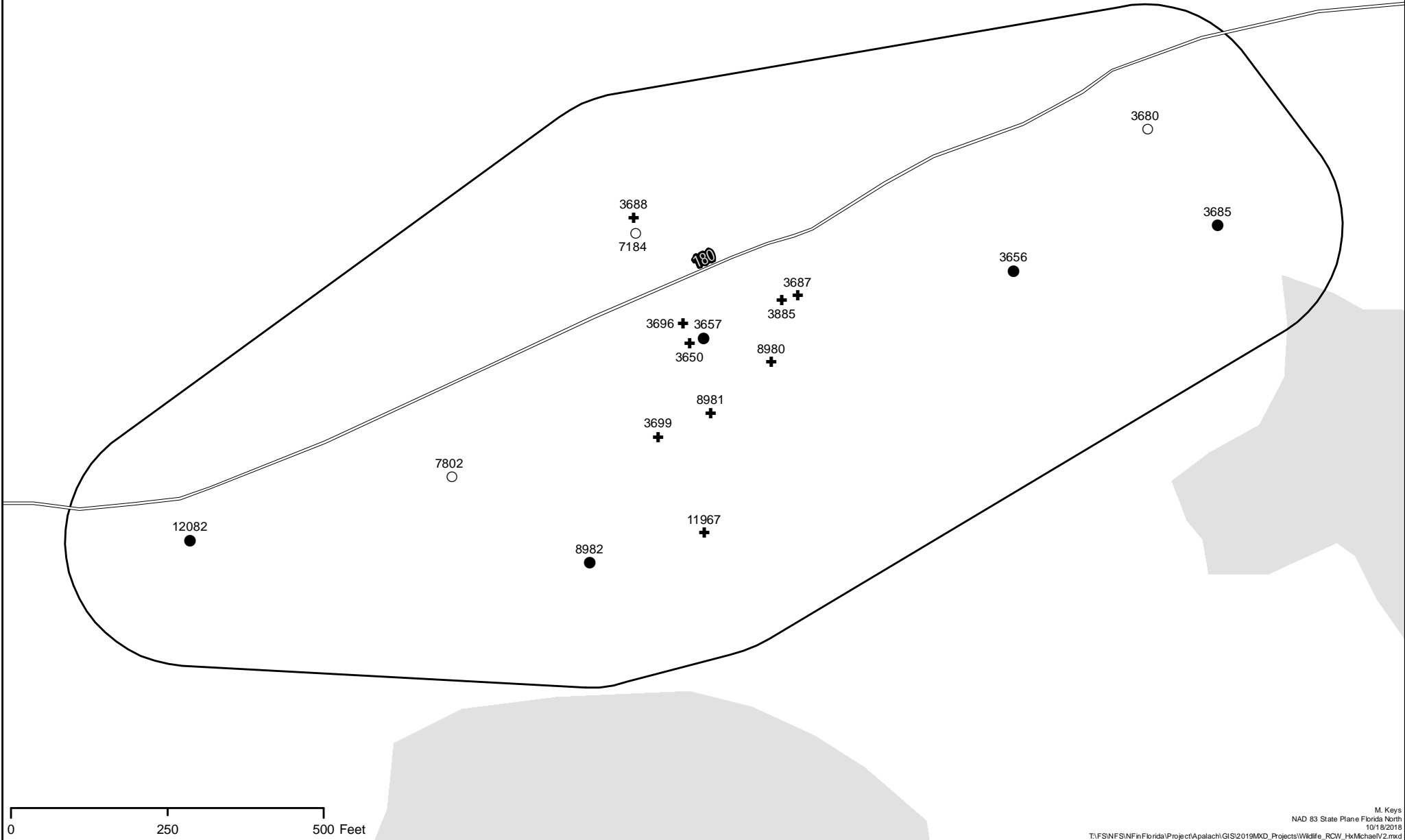


Apalachicola National Forest RCW Assessment

Cluster 71.08

Total Cavity Tree Count 17

- | | | | |
|---------------|--------------|---------------|----------------|
| ● Active | ◇ Unsuitable | ▭ Active | ■ Private Land |
| ○ Inactive | ○ NA | ▭ Inactive | ▨ Young Pine |
| ■ Recruitment | ✦ Unknown | ▭ Recruitment | |
| | ✕ Non Extant | | |



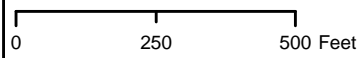
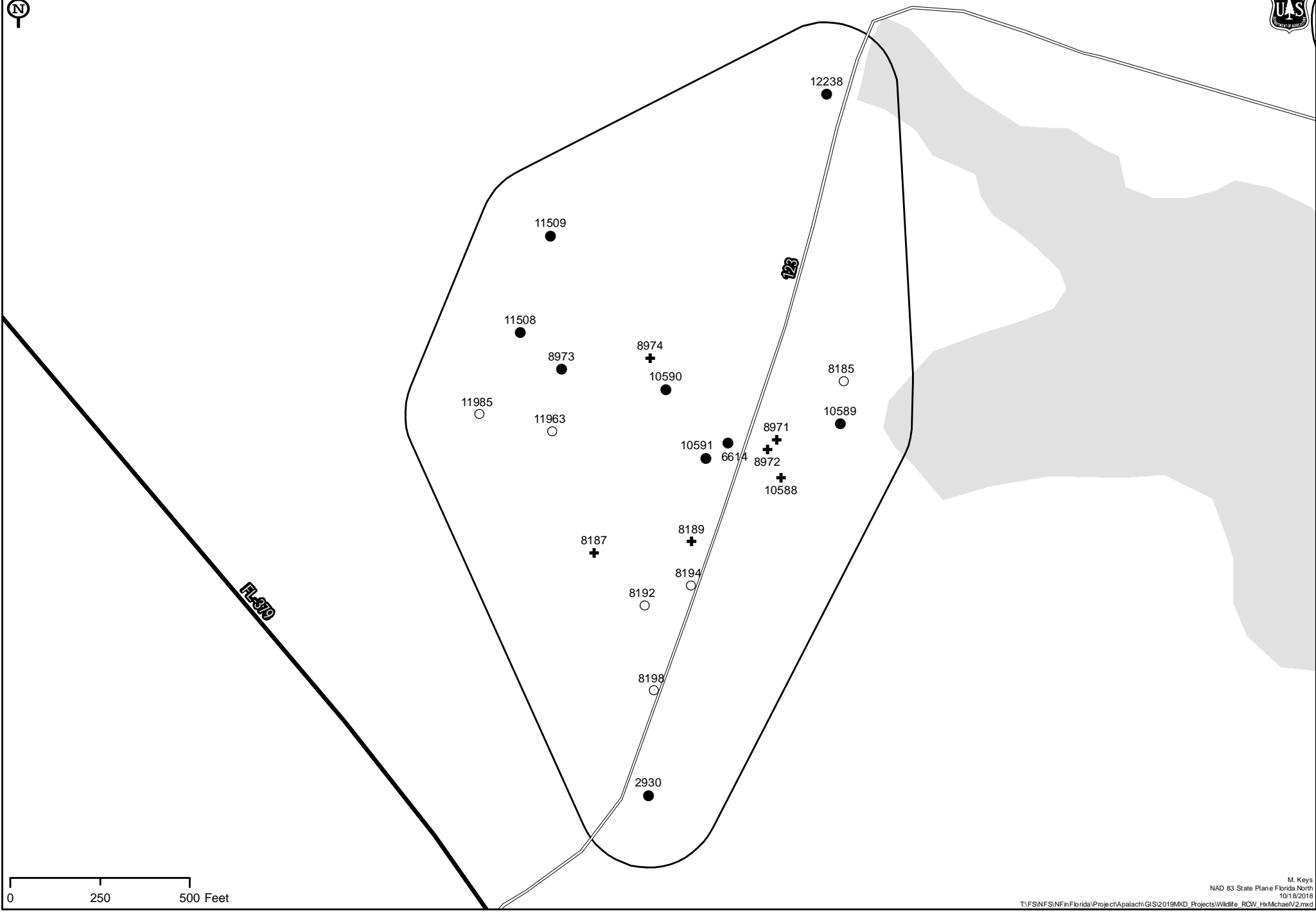
0 250 500 Feet

Apalachicola National Forest RCW Assessment

Cluster 71.09

Total Cavity Tree Count 21

- | | | | |
|-------------------|--------------|----------------------|------------------------|
| RCW Tree (Status) | ◇ Unsuitable | RCW Cluster (Status) | Unsuitable RCW habitat |
| ● Active | ○ NA | ▭ Active | ■ Non Pine |
| ○ Inactive | ✚ Unknown | ▭ Inactive | ▨ Young Pine |
| ■ Recruitment | ✕ Non Extant | ▭ Recruitment | ■ Private Land |



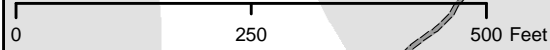
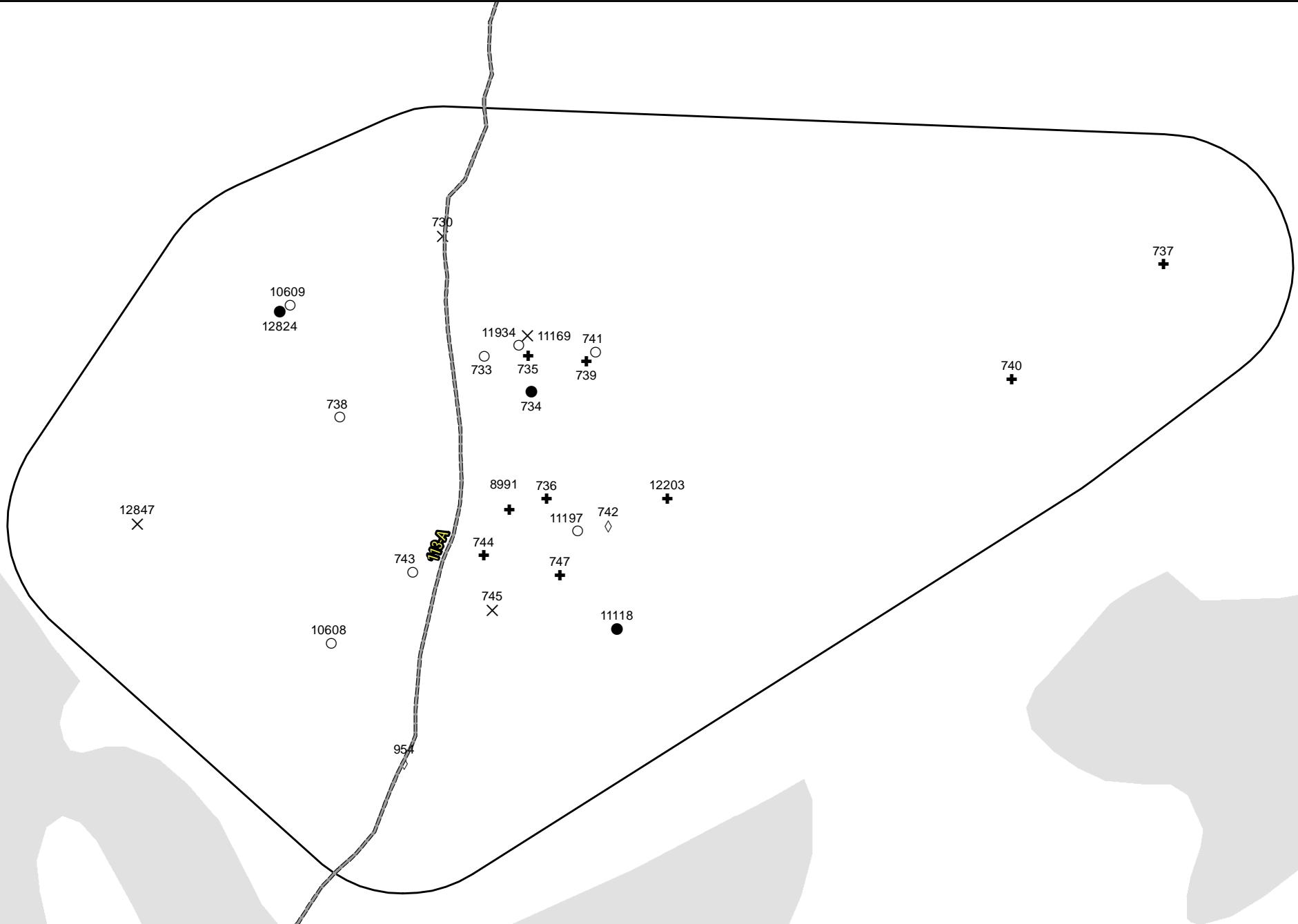
Apalachicola National Forest RCW Assessment

Cluster 72.01

Total Cavity Tree Count

26

- | | | | |
|---------------|--------------|---------------|--------------------------|
| ● Active | ◇ Unsuitable | ▭ Active | ■ Unsuitable RCW habitat |
| ○ Inactive | ○ NA | ▭ Inactive | ■ Non Pine |
| ■ Recruitment | ✕ Unknown | ▭ Recruitment | ■ Young Pine |
| | ✕ Non Extant | | ■ Private Land |



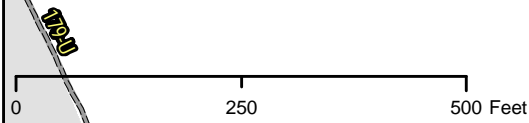
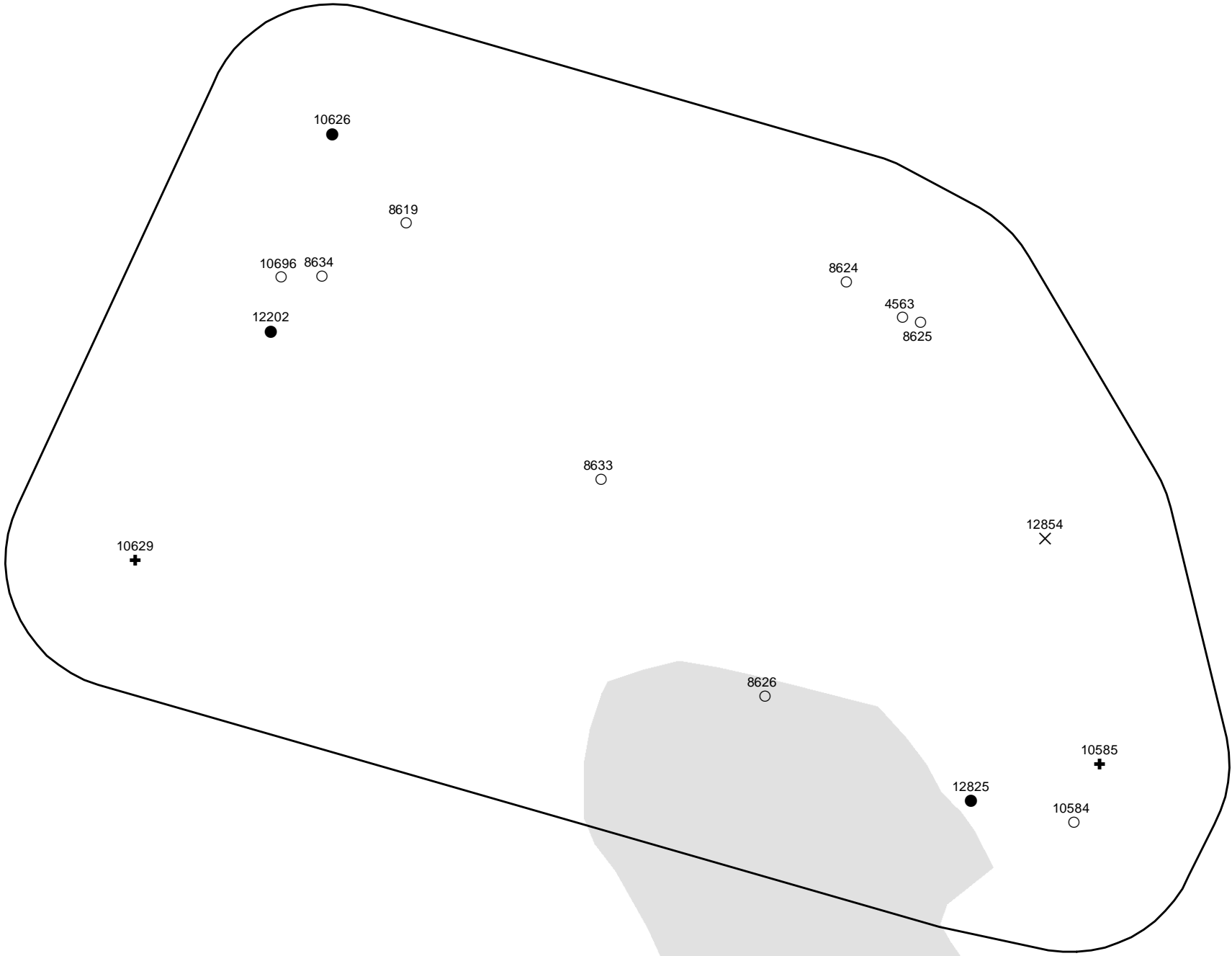
Apalachicola National Forest RCW Assessment

Cluster 72.03

Total Cavity Tree Count

15

- | | | | |
|---------------|--------------|---------------|----------------|
| ● Active | ◇ Unsuitable | ▭ Active | ■ Private Land |
| ○ Inactive | ○ NA | ▭ Inactive | ▨ Young Pine |
| ■ Recruitment | ✚ Unknown | ▭ Recruitment | |
| | ✕ Non Extant | | |

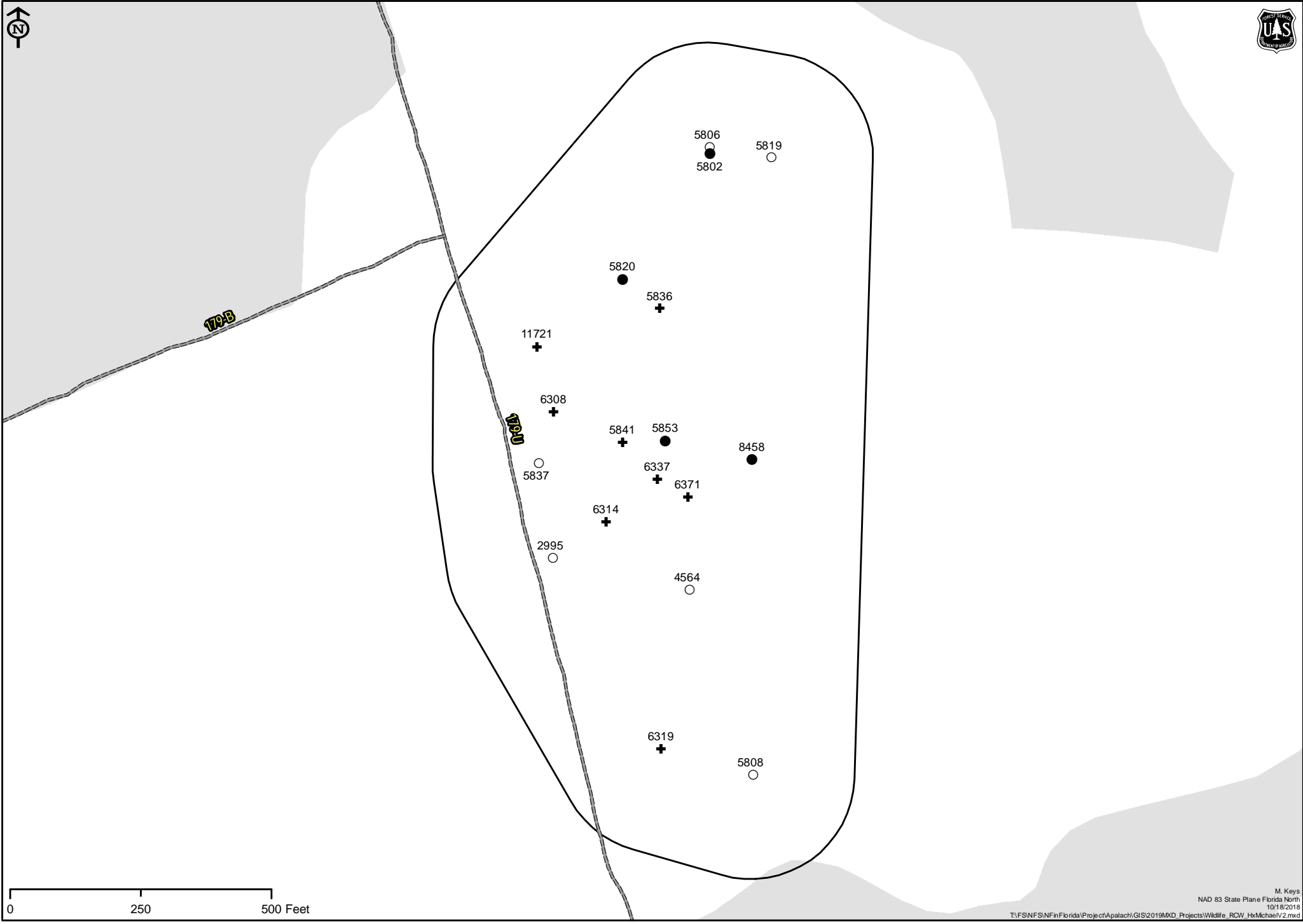


Apalachicola National Forest RCW Assessment

Cluster 72.04

Total Cavity Tree Count **18**

- | | | | |
|---------------|--------------|---------------|--------------------------|
| ● Active | ◇ Unsuitable | ▭ Active | ■ Unsuitable RCW habitat |
| ○ Inactive | ○ NA | ▭ Inactive | ■ Non Pine |
| ■ Recruitment | ✚ Unknown | ▭ Recruitment | ■ Young Pine |
| | ✕ Non Extant | | ■ Private Land |



0 250 500 Feet

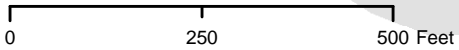
Apalachicola National Forest RCW Assessment

Cluster 72.06

Total Cavity Tree Count

22

- | | | | |
|-------------------|--------------|----------------------|------------------------|
| RCW Tree (Status) | ◇ Unsuitable | RCW Cluster (Status) | Unsuitable RCW habitat |
| ● Active | ○ NA | ▭ Active | ■ Non Pine |
| ○ Inactive | ✚ Unknown | ▭ Inactive | ▨ Young Pine |
| ■ Recruitment | ✕ Non Extant | ▭ Recruitment | ■ Private Land |



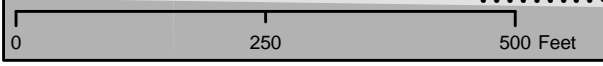
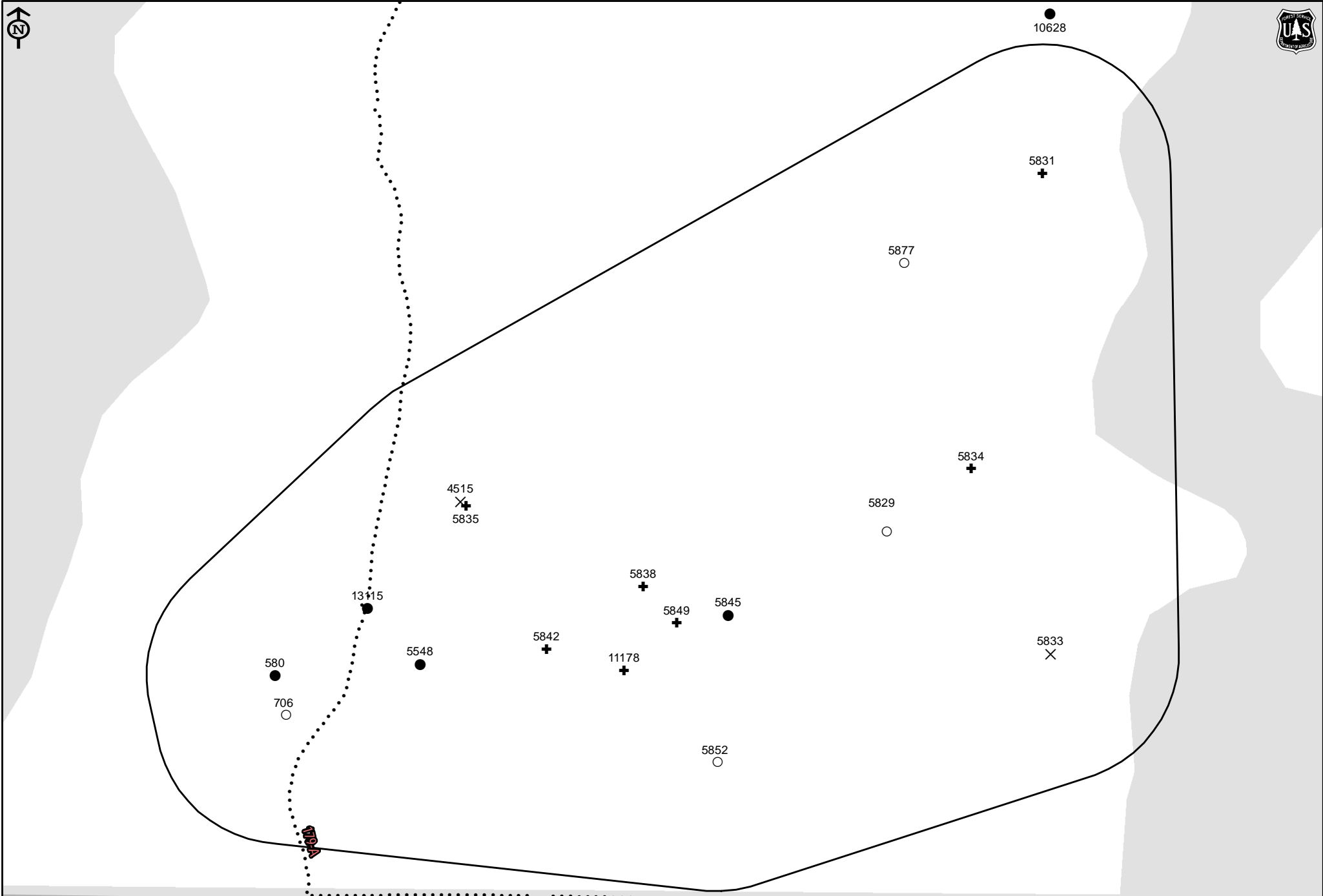
172A

Apalachicola National Forest RCW Assessment

Cluster 73.02

Total Cavity Tree Count **17**

- | | | | |
|-------------------|--------------|----------------------|------------------------|
| RCW Tree (Status) | ◇ Unsuitable | RCW Cluster (Status) | Unsuitable RCW habitat |
| ● Active | ○ NA | ▭ Active | ■ Non Pine |
| ○ Inactive | ✚ Unknown | ▭ Inactive | ▨ Young Pine |
| ■ Recruitment | ✕ Non Extant | ▭ Recruitment | ■ Private Land |

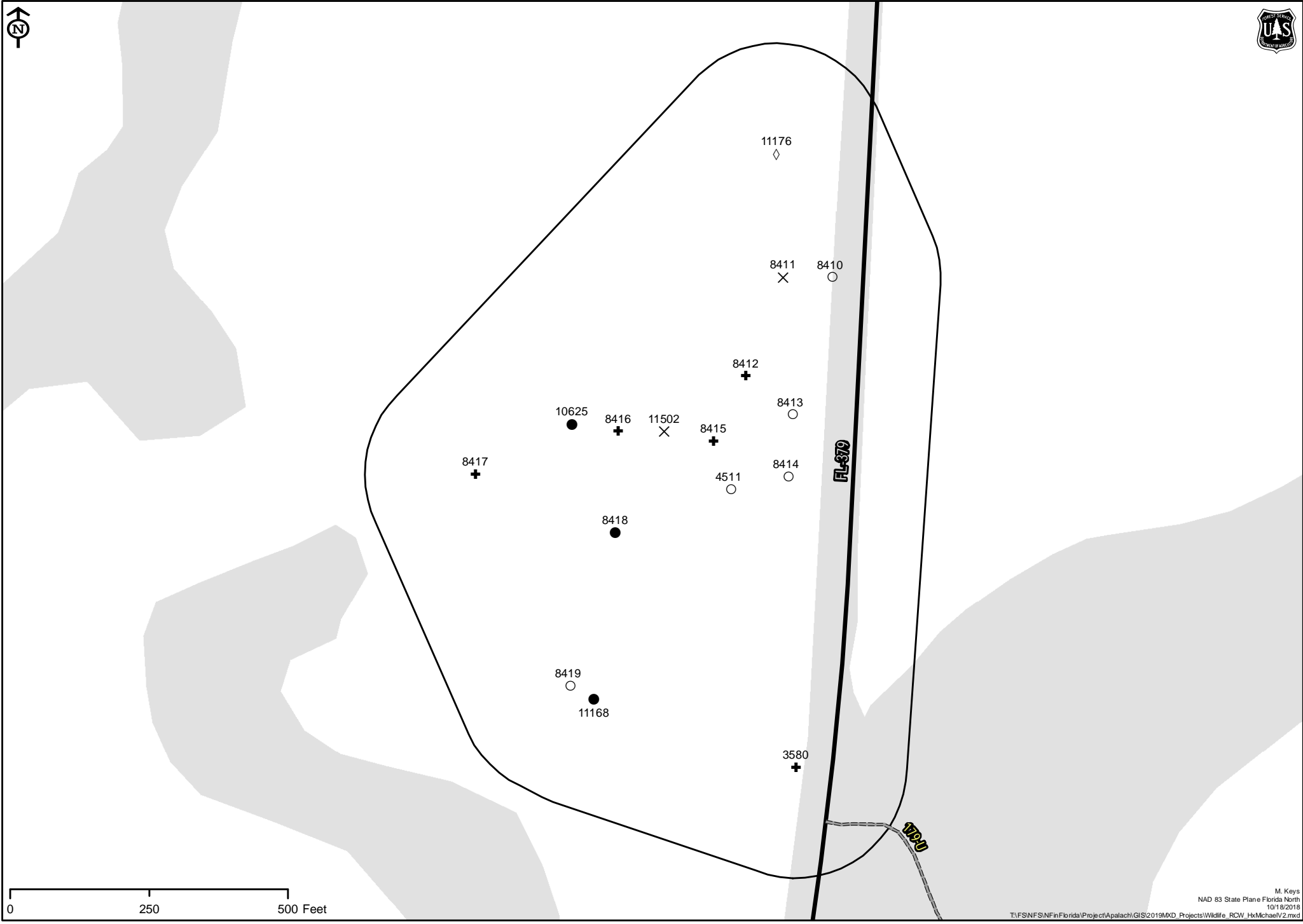


Apalachicola National Forest RCW Assessment

Cluster 73.03

Total Cavity Tree Count 16

- | | | | |
|---------------|--------------|---------------|--------------------------|
| ● Active | ◇ Unsuitable | ▭ Active | ■ Unsuitable RCW habitat |
| ○ Inactive | ○ NA | ▭ Inactive | ■ Non Pine |
| ■ Recruitment | ✦ Unknown | ▭ Recruitment | ■ Young Pine |
| | ✕ Non Extant | | ■ Private Land |



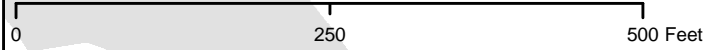
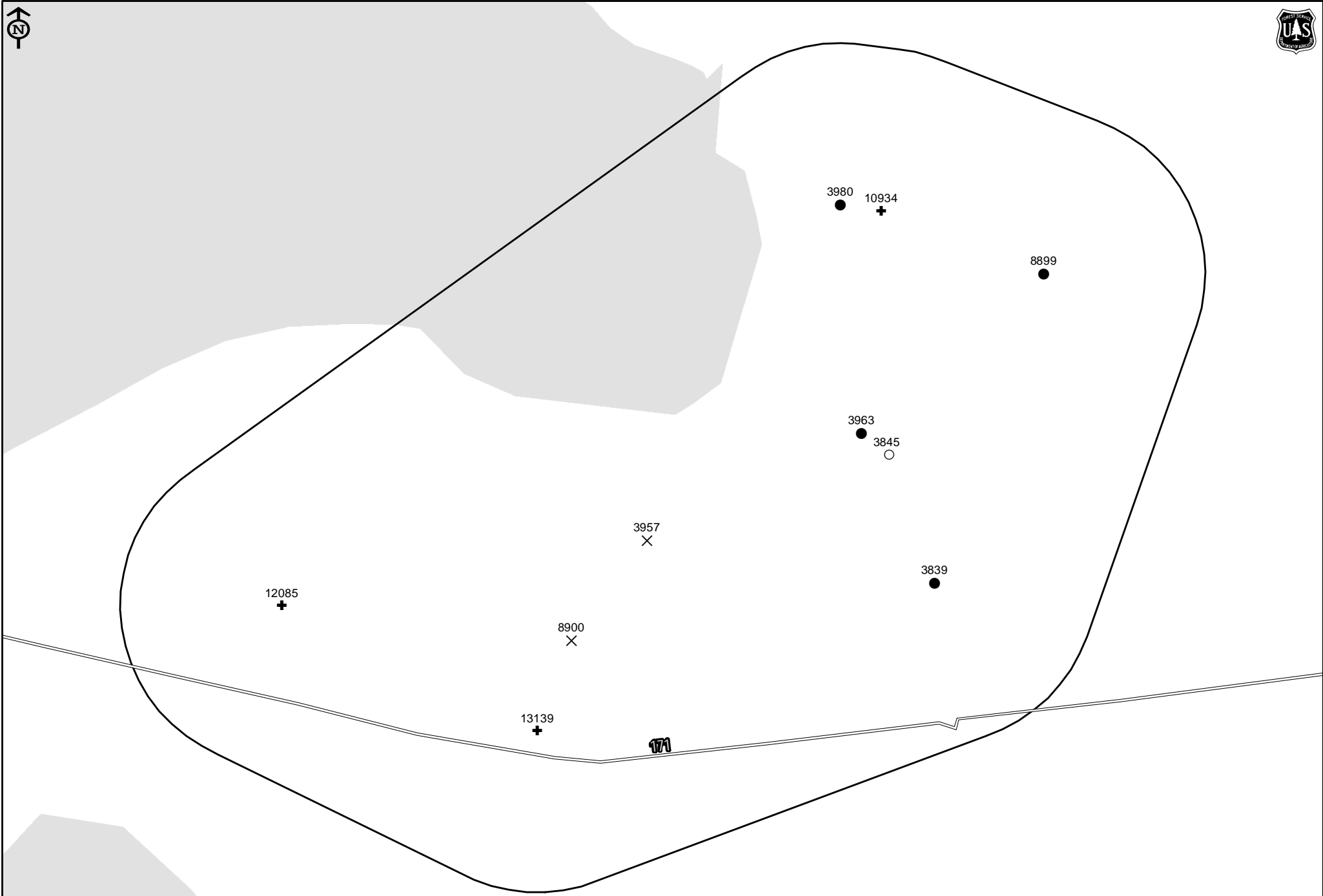
0 250 500 Feet

Apalachicola National Forest RCW Assessment

Cluster 73.04

Total Cavity Tree Count **10**

- | | | | |
|---------------|--------------|---------------|--------------------------|
| ● Active | ◇ Unsuitable | ▭ Active | ■ Unsuitable RCW habitat |
| ○ Inactive | ○ NA | ▭ Inactive | ■ Non Pine |
| ■ Recruitment | ✕ Non Extant | ▭ Recruitment | ■ Young Pine |
| | | | ■ Private Land |

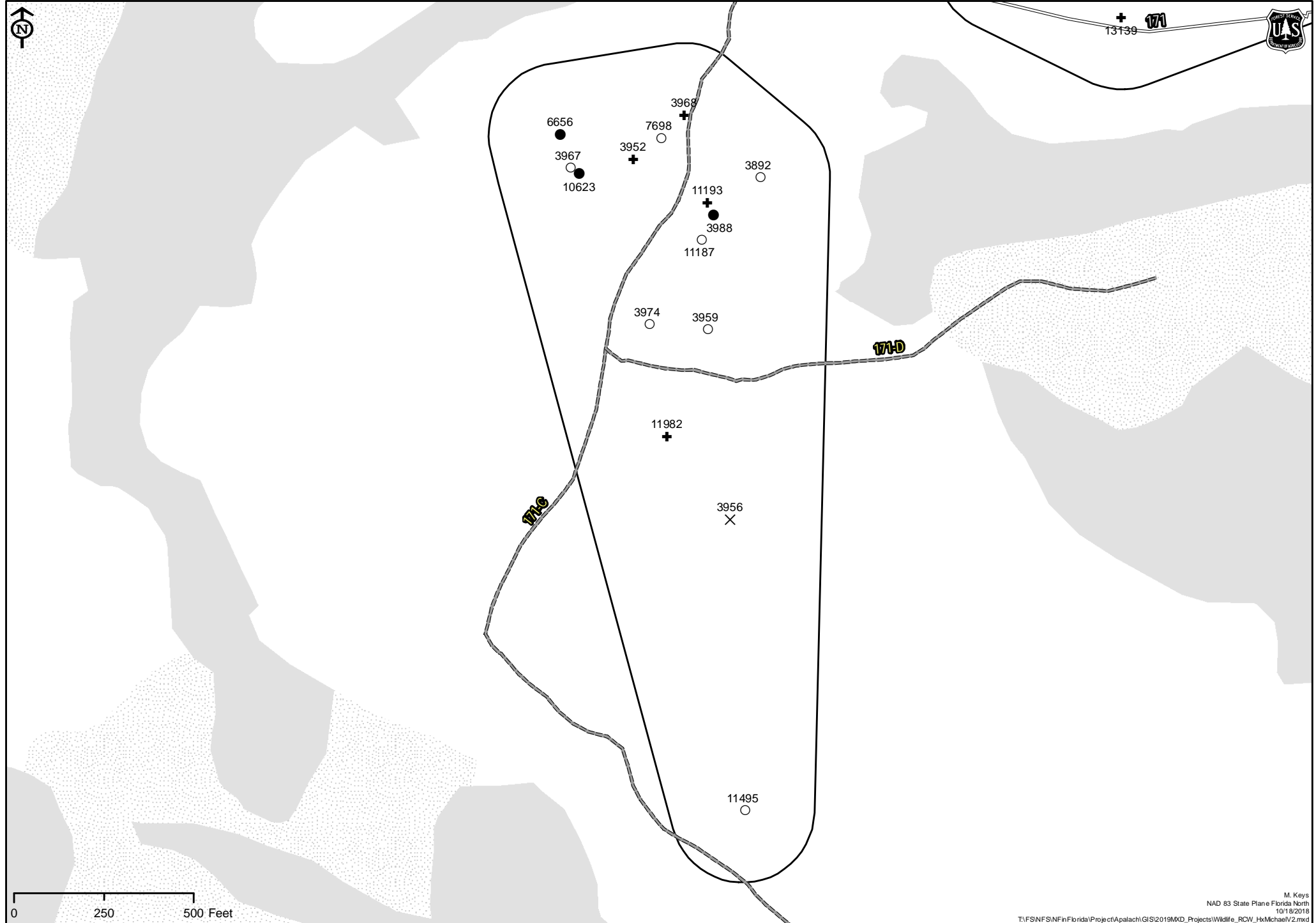


Apalachicola National Forest RCW Assessment

Cluster 73.05

Total Cavity Tree Count **15**

- | | | | | | | | | | | | | |
|----------|------------|---------------|--------------|------|---|---|----------|------------|---------------|--------------------------|--------------|----------------|
| ● Active | ○ Inactive | ■ Recruitment | ◇ Unsuitable | ○ NA | + | × | ▭ Active | ▭ Inactive | ▭ Recruitment | ▭ Unsuitable RCW habitat | | |
| | | | | | | | | | | ▭ Non Pine | ▭ Young Pine | ▭ Private Land |



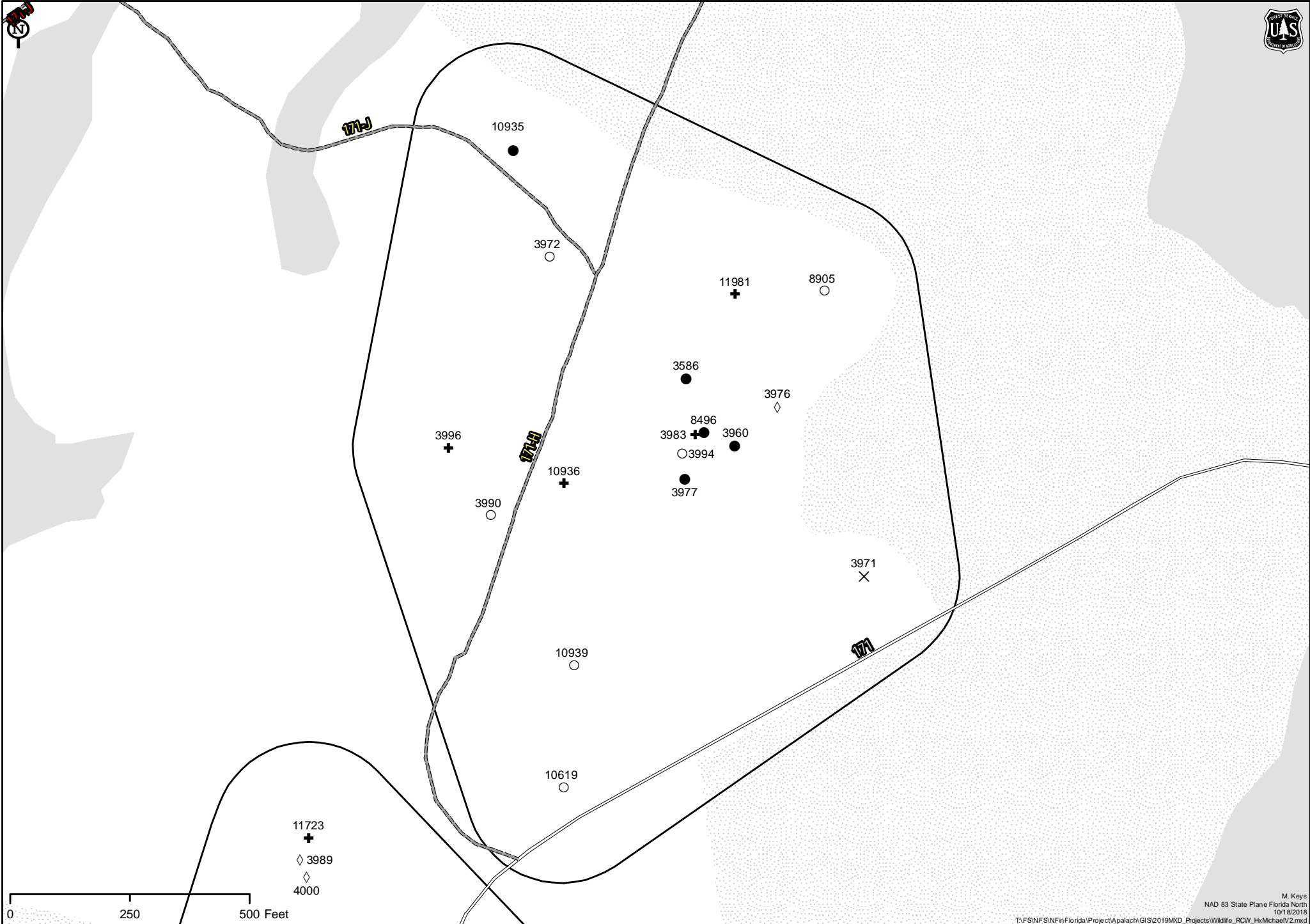
Apalachicola National Forest RCW Assessment

Cluster 73.07

Total Cavity Tree Count

17

- | | | | |
|---------------|--------------|---------------|----------------|
| ● Active | ◇ Unsuitable | ▭ Active | ■ Private Land |
| ○ Inactive | ○ NA | ▭ Inactive | ▨ Young Pine |
| ■ Recruitment | ✦ Unknown | ▭ Recruitment | |
| | ✕ Non Extant | | |



0 250 500 Feet


11723
✦
◇ 3989
◇
4000

Apalachicola National Forest RCW Assessment

Cluster 73.08

Total Cavity Tree Count 12

- | | | | |
|-------------------|--------------|----------------------|------------------------|
| RCW Tree (Status) | ◇ Unsuitable | RCW Cluster (Status) | Unsuitable RCW habitat |
| ● Active | ○ NA | ▭ Active | ■ Non Pine |
| ○ Inactive | ✚ Unknown | ▭ Inactive | ▨ Young Pine |
| ■ Recruitment | ✕ Non Extant | ▭ Recruitment | ■ Private Land |

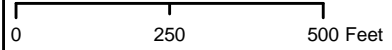


Apalachicola National Forest RCW Assessment

Cluster 73.09

Total Cavity Tree Count 20

- | | | | |
|---------------|--------------|---------------|--------------------------|
| ● Active | ◇ Unsuitable | ▭ Active | ■ Unsuitable RCW habitat |
| ○ Inactive | ○ NA | ▭ Inactive | ■ Non Pine |
| ■ Recruitment | ✚ Unknown | ▭ Recruitment | ▨ Young Pine |
| | ✕ Non Extant | | ■ Private Land |



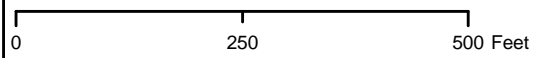
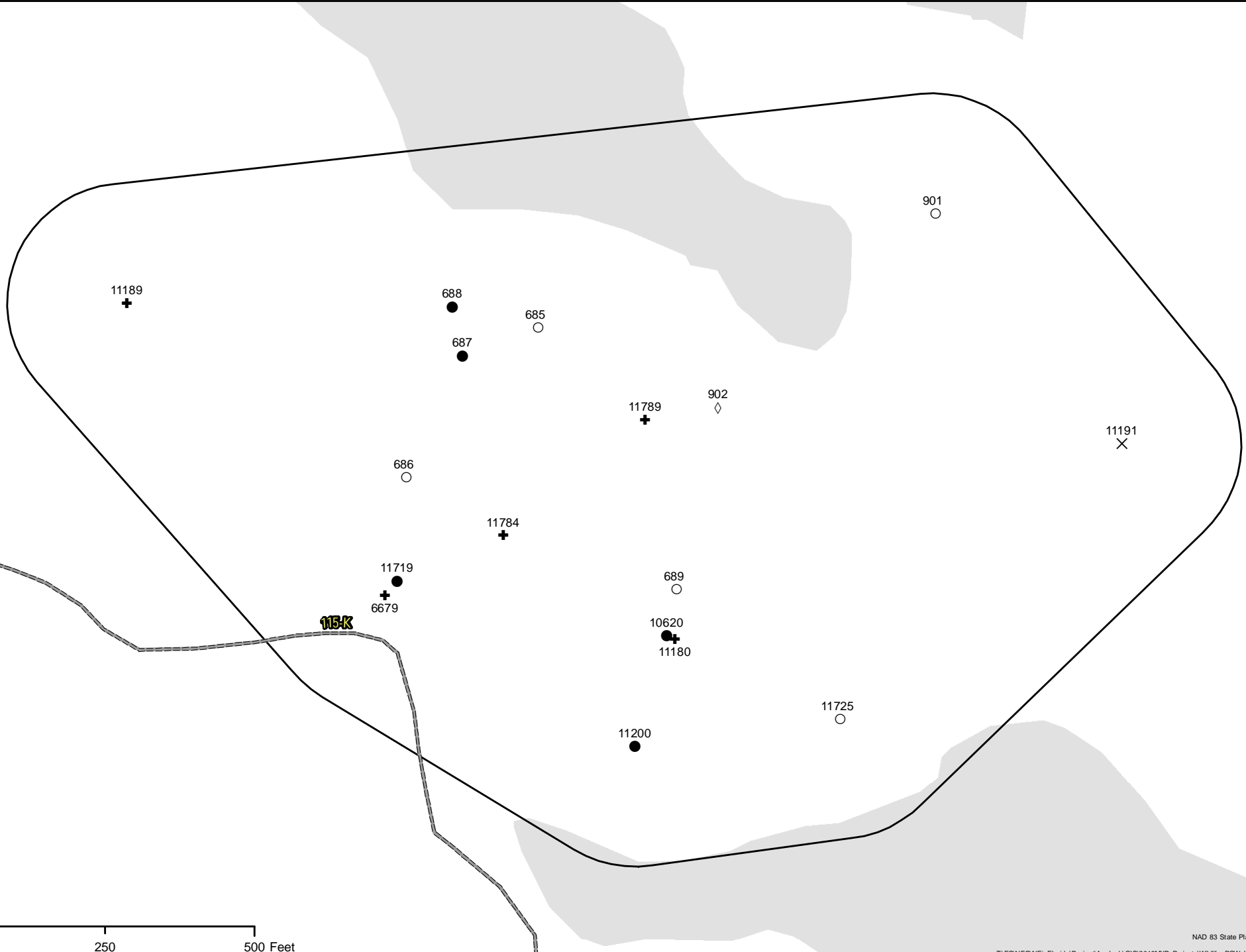
Apalachicola National Forest RCW Assessment

Cluster 73.12

Total Cavity Tree Count

17

- | | | |
|--|---|---|
| <p>RCW Tree (Status)</p> <ul style="list-style-type: none"> ● Active ○ Inactive ■ Recruitment | <p>RCW Cluster (Status)</p> <ul style="list-style-type: none"> ▭ Active - - - Inactive Recruitment | <p>Unsuitable RCW habitat</p> <ul style="list-style-type: none"> ◊ Unsuitable ○ NA ⊕ Unknown × Non Extant ■ Private Land |
|--|---|---|


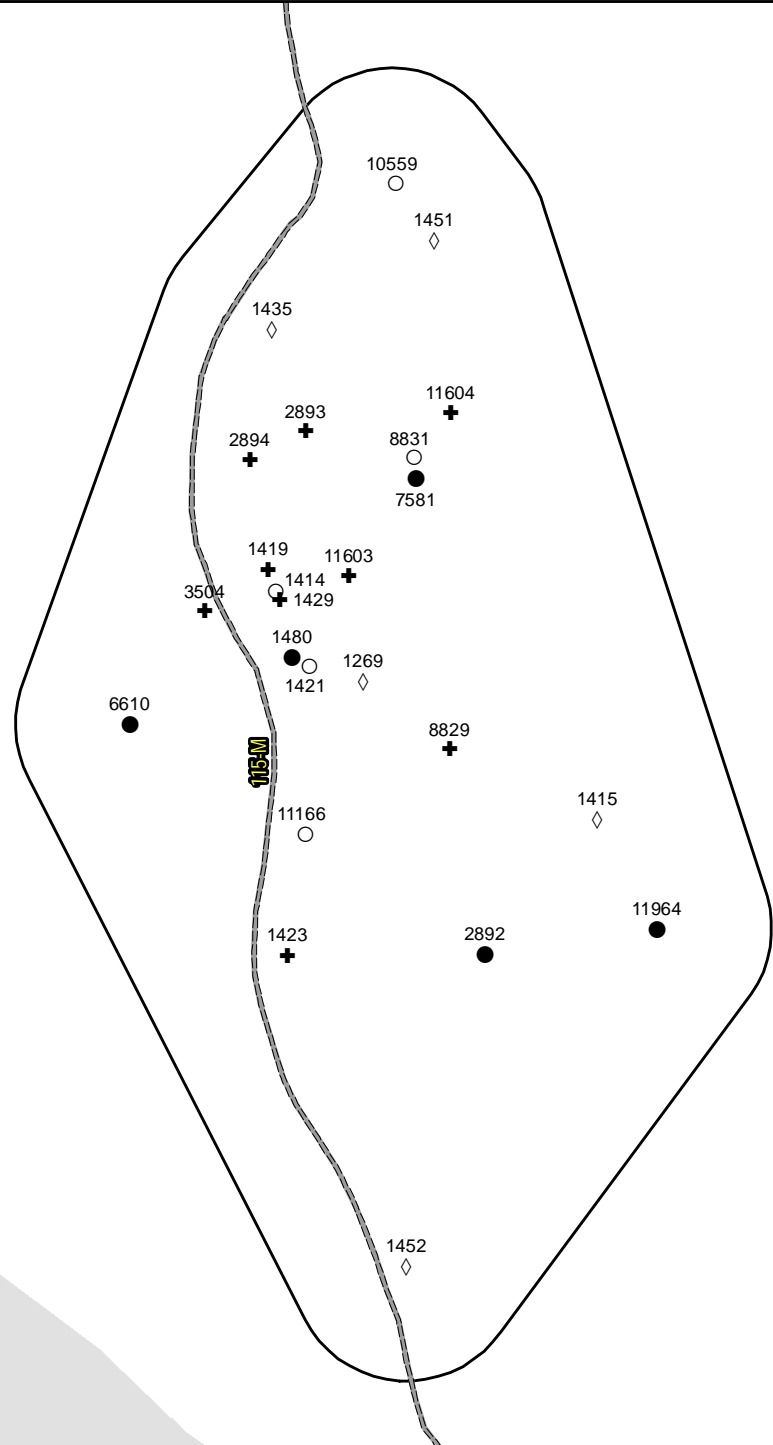


Apalachicola National Forest RCW Assessment

Cluster 75.03

Total Cavity Tree Count **24**

- | | | | |
|-------------------|--------------|----------------------|------------------------|
| RCW Tree (Status) | ◇ Unsuitable | RCW Cluster (Status) | Unsuitable RCW habitat |
| ● Active | ○ NA | ▭ Active | ■ Non Pine |
| ○ Inactive | ⊕ Unknown | ▭ Inactive | ▨ Young Pine |
| ■ Recruitment | × Non Extant | ▭ Recruitment | ■ Private Land |

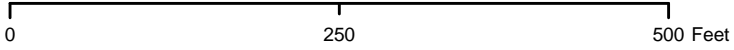
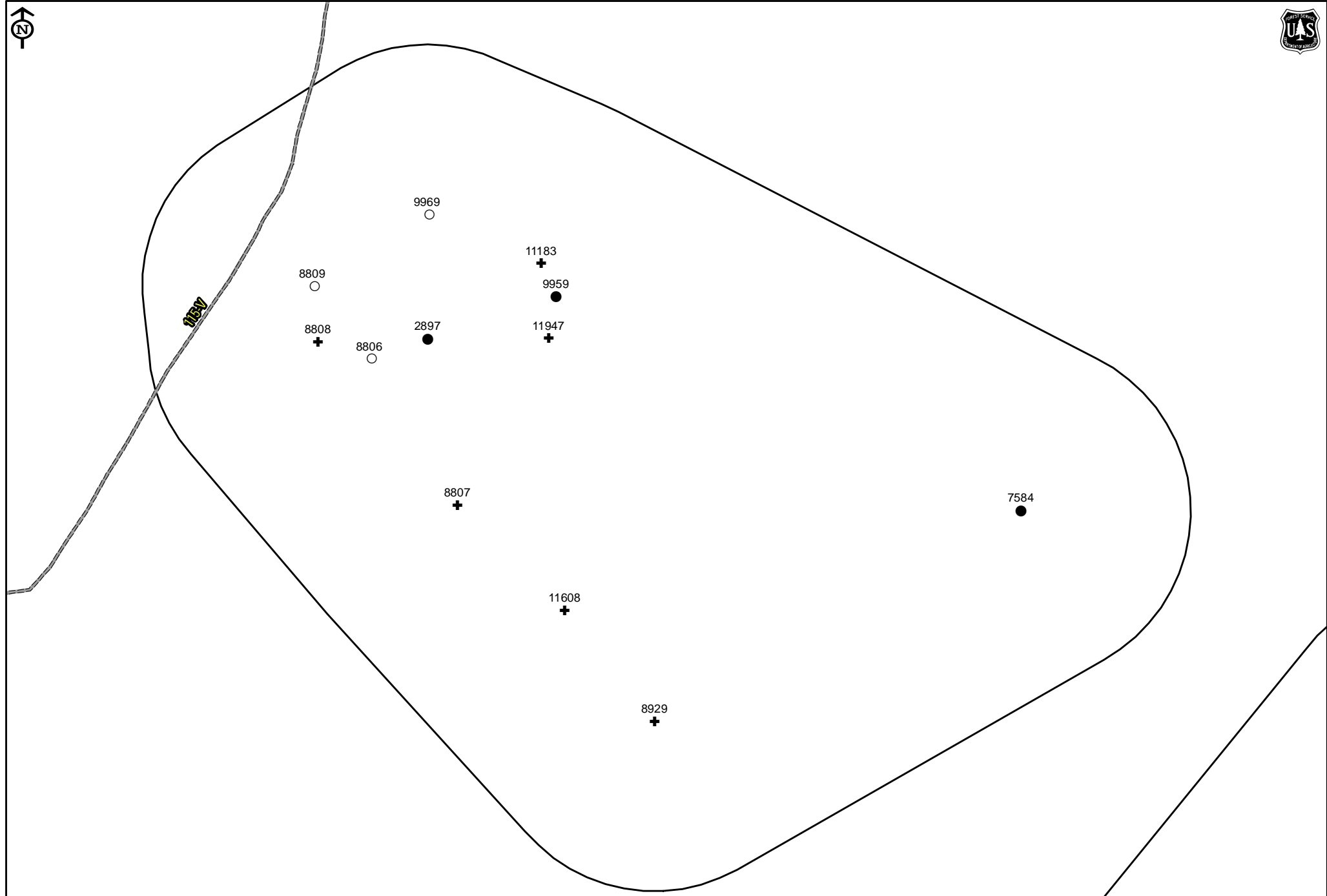


Apalachicola National Forest RCW Assessment

Cluster 75.04

Total Cavity Tree Count 12

- | | | | |
|-------------------|--------------|----------------------|------------------------|
| RCW Tree (Status) | ◇ Unsuitable | RCW Cluster (Status) | Unsuitable RCW habitat |
| ● Active | ○ NA | ▭ Active | ■ Non Pine |
| ○ Inactive | ✚ Unknown | ▭ Inactive | ▨ Young Pine |
| ■ Recruitment | ✕ Non Extant | ▭ Recruitment | ■ Private Land |



Apalachicola National Forest RCW Assessment

Cluster 75.05

Total Cavity Tree Count

7

- | | | | |
|-------------------|--------------|----------------------|------------------------|
| RCW Tree (Status) | ◇ Unsuitable | RCW Cluster (Status) | Unsuitable RCW habitat |
| ● Active | ○ NA | ▭ Active | ■ Non Pine |
| ○ Inactive | ✚ Unknown | ▭ Inactive | ▨ Young Pine |
| ■ Recruitment | ✕ Non Extant | ▭ Recruitment | ■ Private Land |



11608



8929



8927



11991



8926



6630



8925



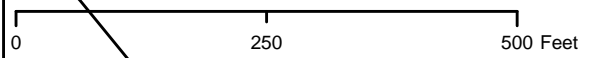
6620



2895



1150



Apalachicola National Forest RCW Assessment

Cluster 75.06

Total Cavity Tree Count **19**

- | | | | |
|---------------|--------------|---------------|--------------------------|
| ● Active | ◇ Unsuitable | ▭ Active | ■ Unsuitable RCW habitat |
| ○ Inactive | ○ NA | ▭ Inactive | ■ Non Pine |
| ■ Recruitment | ✦ Unknown | ▭ Recruitment | ■ Young Pine |
| | ✦ Non Extant | | ■ Private Land |



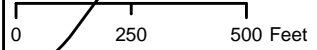
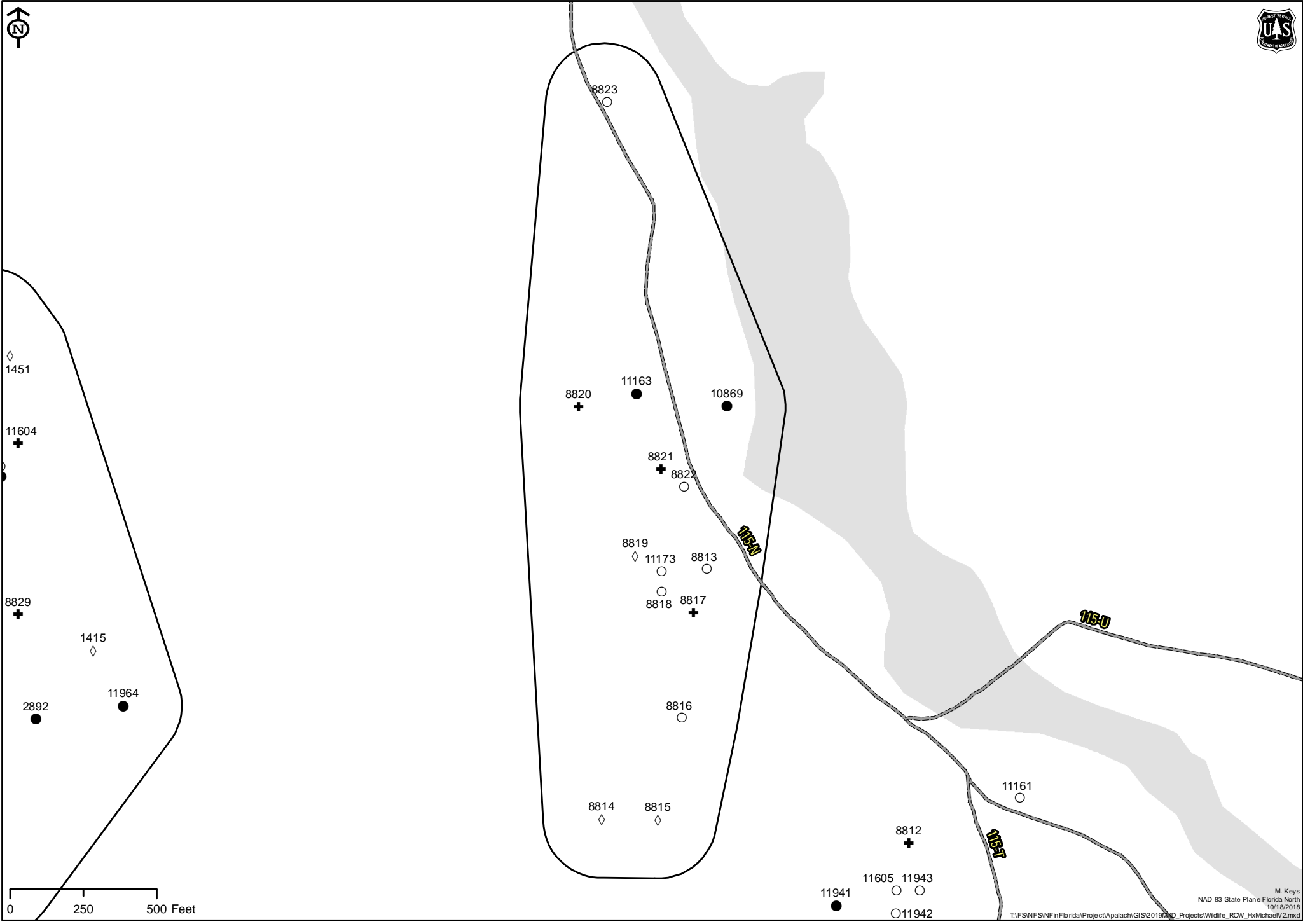
0 250 500 Feet

Apalachicola National Forest RCW Assessment

Cluster 75.07

Total Cavity Tree Count **14**

- | | | | |
|-------------------|--------------|----------------------|------------------------|
| RCW Tree (Status) | ◇ Unsuitable | RCW Cluster (Status) | Unsuitable RCW habitat |
| ● Active | ○ NA | ▭ Active | ■ Non Pine |
| ○ Inactive | ✚ Unknown | ▭ Inactive | ▨ Young Pine |
| ■ Recruitment | ✕ Non Extant | ▭ Recruitment | ■ Private Land |



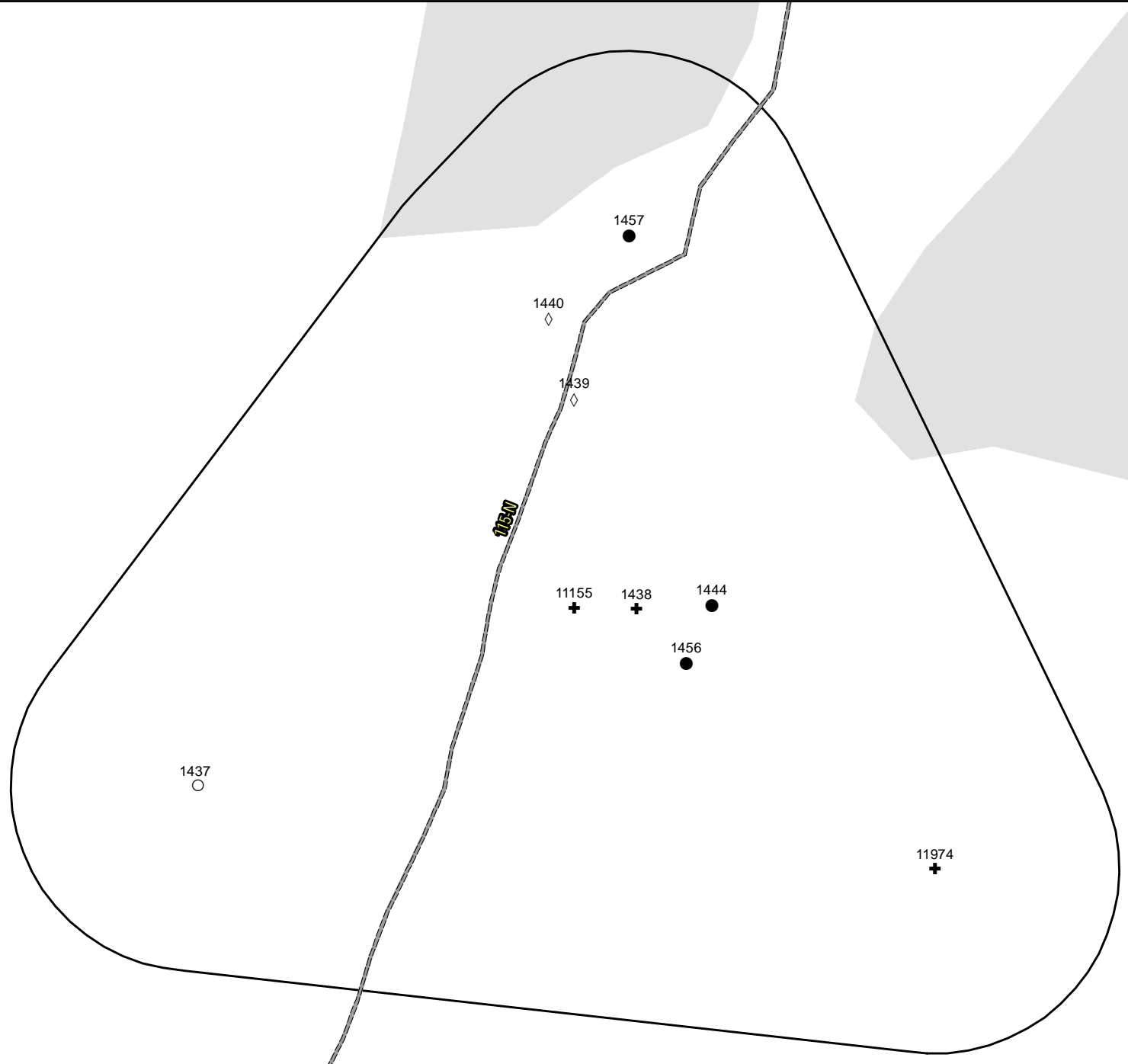
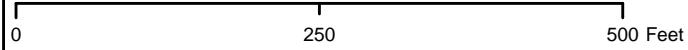
Apalachicola National Forest RCW Assessment

Cluster 75.09

Total Cavity Tree Count

9

- | | | | |
|---------------|--------------|---------------|----------------|
| ● Active | ◇ Unsuitable | ▭ Active | ■ Private Land |
| ○ Inactive | ○ NA | ▭ Inactive | ▨ Non Pine |
| ■ Recruitment | ✚ Unknown | ▭ Recruitment | ▨ Young Pine |
| | ✕ Non Extant | | |



Apalachicola National Forest RCW Assessment

Cluster 76.02

Total Cavity Tree Count

15

- | | | | |
|---------------|--------------|---------------|--------------------------|
| ● Active | ◇ Unsuitable | ▭ Active | ■ Unsuitable RCW habitat |
| ○ Inactive | ○ NA | ▭ Inactive | ■ Non Pine |
| ■ Recruitment | ⊕ Unknown | ▭ Recruitment | ■ Young Pine |
| | ⊗ Non Extant | | ■ Private Land |




0 250 500 Feet

Apalachicola National Forest RCW Assessment

Cluster 76.03

Total Cavity Tree Count **14**

- | | | | |
|---------------|--------------|---------------|--------------------------|
| ● Active | ◇ Unsuitable | ▭ Active | ■ Unsuitable RCW habitat |
| ○ Inactive | ○ NA | ▭ Inactive | ■ Non Pine |
| ■ Recruitment | ✦ Unknown | ▭ Recruitment | ■ Young Pine |
| | ✕ Non Extant | | ■ Private Land |



Apalachicola National Forest RCW Assessment

Cluster 77.03

Total Cavity Tree Count **19**

- | | | | |
|---------------|--------------|---------------|--------------------------|
| ● Active | ◇ Unsuitable | ▭ Active | ■ Unsuitable RCW habitat |
| ○ Inactive | ○ NA | ▭ Inactive | ■ Non Pine |
| ■ Recruitment | ✚ Unknown | ▭ Recruitment | ■ Young Pine |
| | ✕ Non Extant | | ■ Private Land |



FL-379

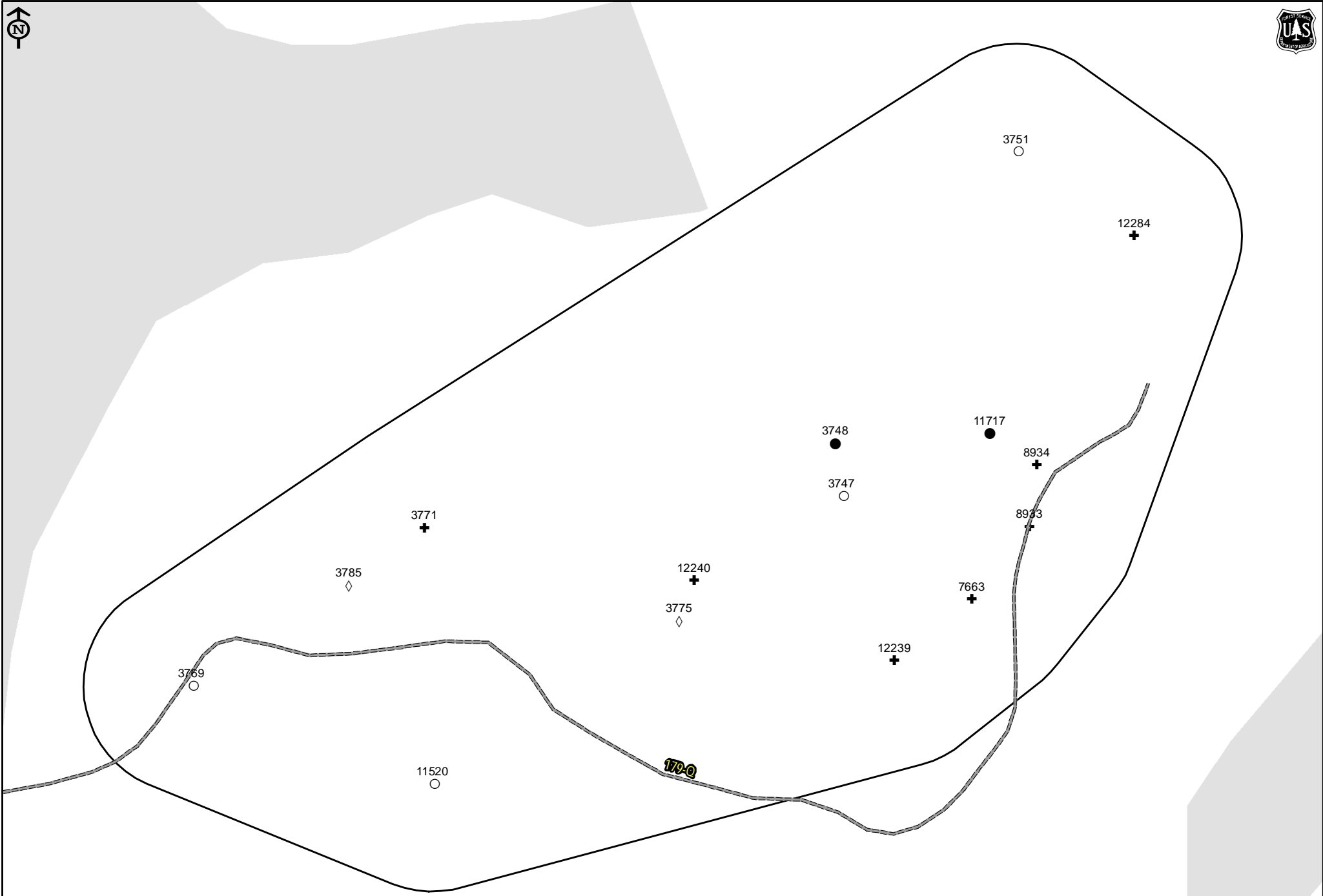
0 250 500 Feet

Apalachicola National Forest RCW Assessment

Cluster 77.04

Total Cavity Tree Count **15**

- | | | | |
|-------------------|--------------|----------------------|------------------------|
| RCW Tree (Status) | ◇ Unsuitable | RCW Cluster (Status) | Unsuitable RCW habitat |
| ● Active | ○ NA | ▭ Active | ■ Non Pine |
| ○ Inactive | ✚ Unknown | - - - Inactive | ⋯ Young Pine |
| ■ Recruitment | ✕ Non Extant | Recruitment | ■ Private Land |



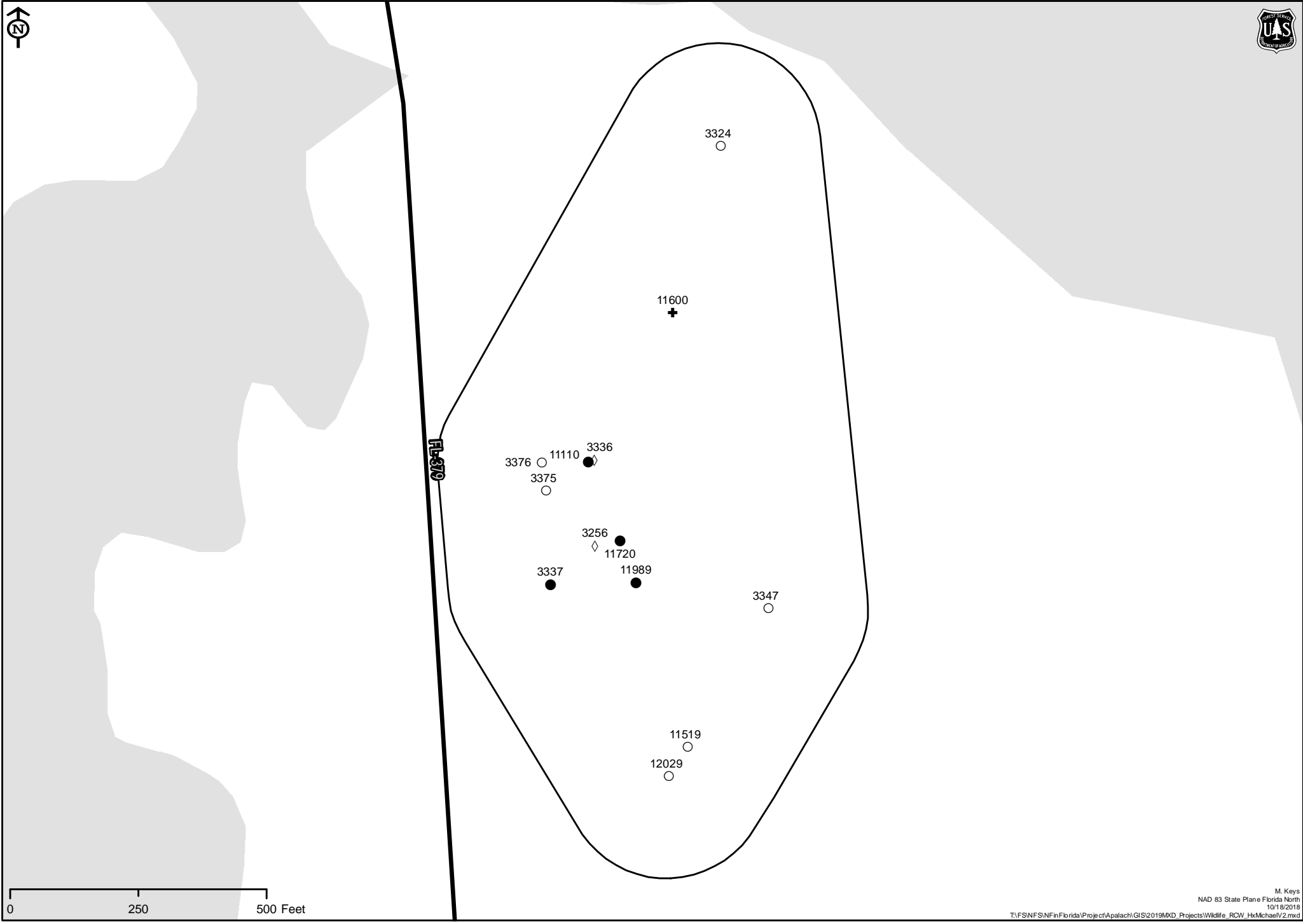
0 250 500 Feet

Apalachicola National Forest RCW Assessment

Cluster 77.05

Total Cavity Tree Count 13

- | | | | |
|---------------|--------------|---------------|--------------------------|
| ● Active | ◇ Unsuitable | ▭ Active | ■ Unsuitable RCW habitat |
| ○ Inactive | ○ NA | ▭ Inactive | ■ Non Pine |
| ■ Recruitment | ⊕ Unknown | ▭ Recruitment | ■ Young Pine |
| | × Non Extant | | ■ Private Land |



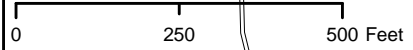
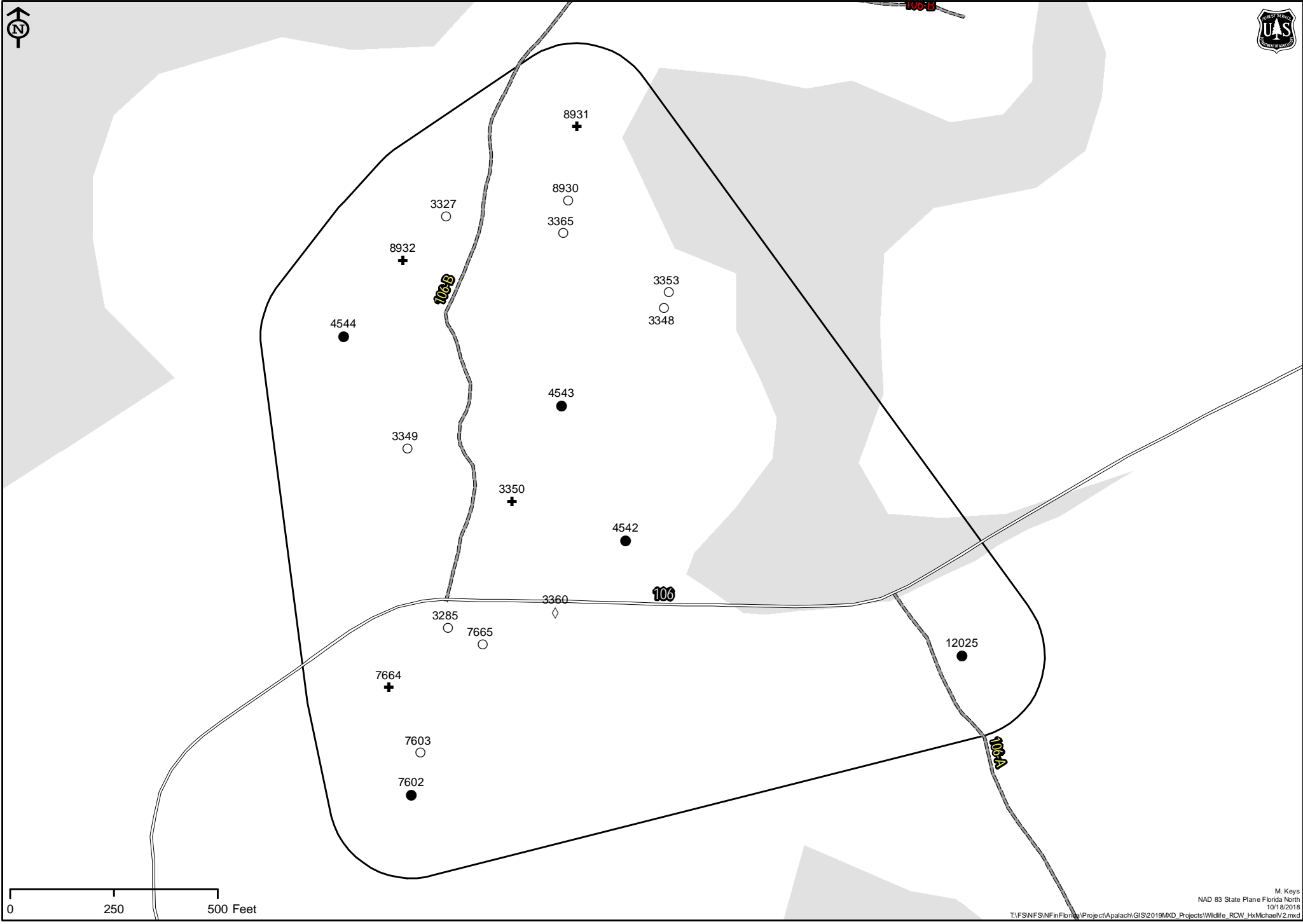
0 250 500 Feet

Apalachicola National Forest RCW Assessment

Cluster 77.12

Total Cavity Tree Count **19**

- | | | | |
|---------------|--------------|---------------|--------------------------|
| ● Active | ◇ Unsuitable | ▭ Active | ■ Unsuitable RCW habitat |
| ○ Inactive | ○ NA | ▭ Inactive | ■ Non Pine |
| ■ Recruitment | ✦ Unknown | ▭ Recruitment | ■ Young Pine |
| | ✦ Non Extant | | ■ Private Land |



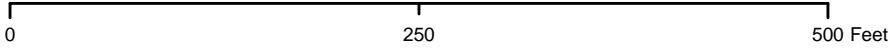
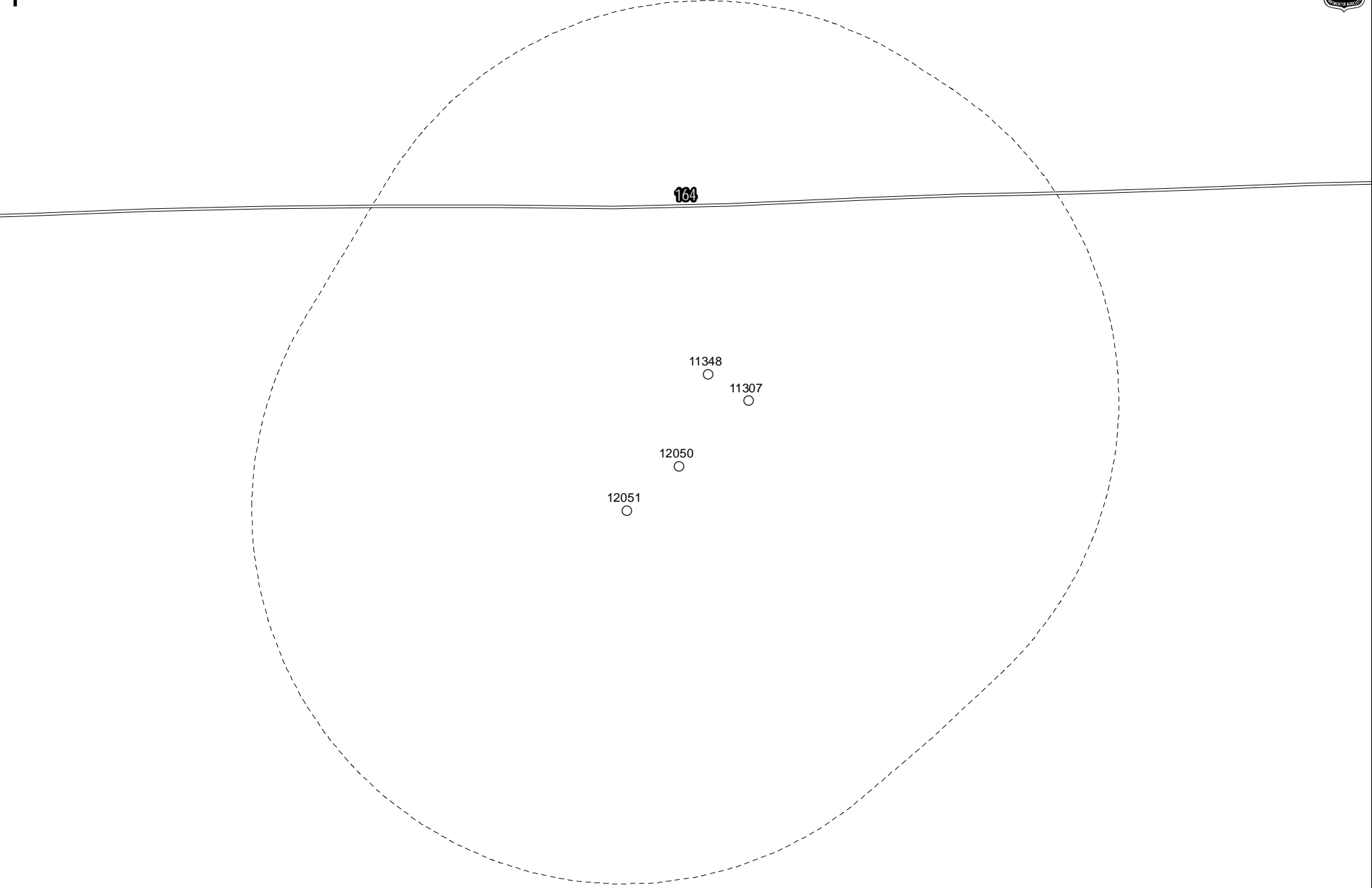
Apalachicola National Forest RCW Assessment

Cluster 85.03

Total Cavity Tree Count

4

- | | | | |
|-------------------|--------------|----------------------|------------------------|
| RCW Tree (Status) | ◇ Unsuitable | RCW Cluster (Status) | Unsuitable RCW habitat |
| ● Active | ○ NA | ▭ Active | ■ Non Pine |
| ○ Inactive | ✚ Unknown | ▭ Inactive | ▨ Young Pine |
| ■ Recruitment | ✕ Non Extant | ▭ Recruitment | ■ Private Land |

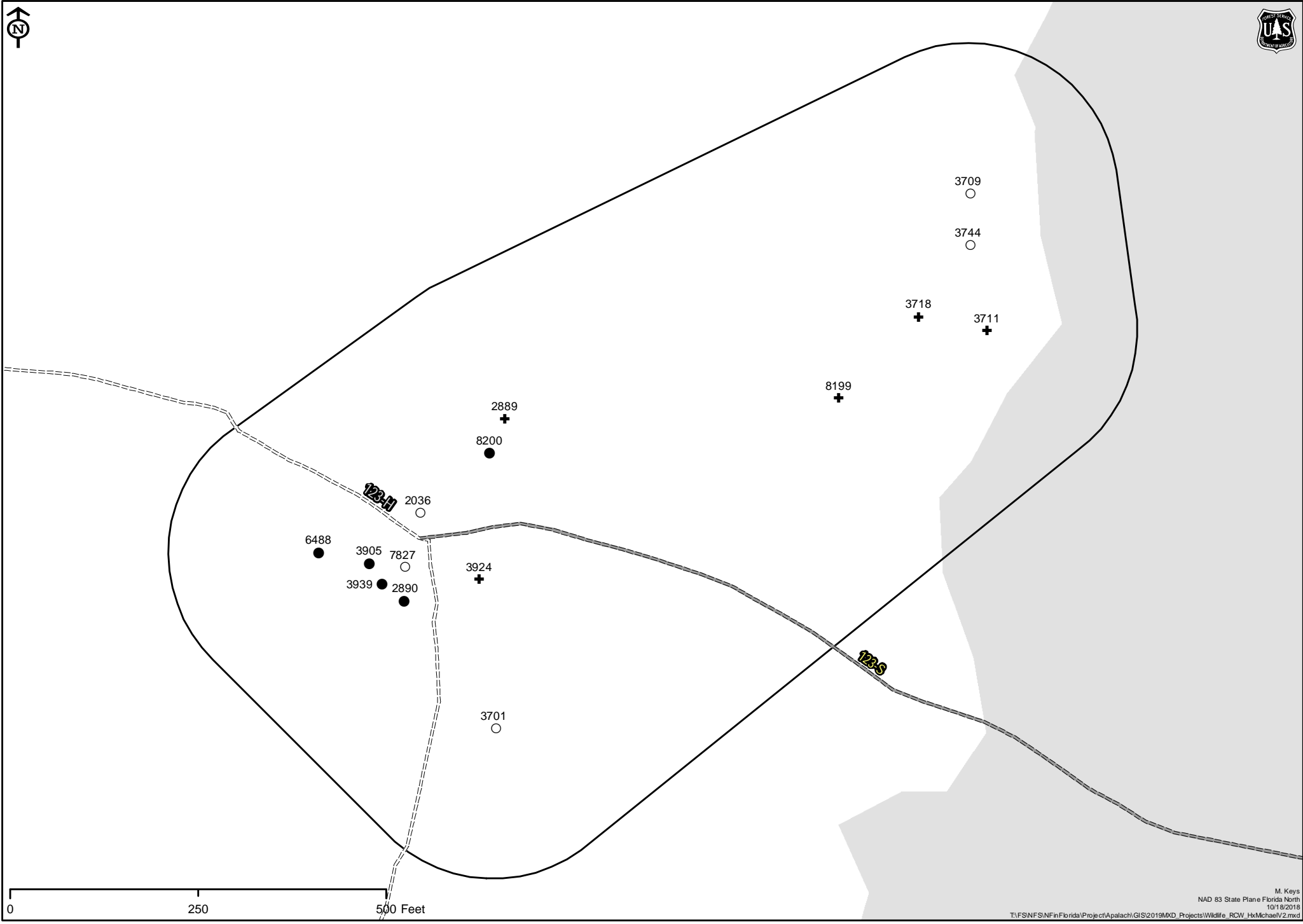


Apalachicola National Forest RCW Assessment

Cluster 94.03

Total Cavity Tree Count **15**

- | | | | |
|-------------------|--------------|----------------------|------------------------|
| RCW Tree (Status) | ◇ Unsuitable | RCW Cluster (Status) | Unsuitable RCW habitat |
| ● Active | ○ NA | ▭ Active | ■ Non Pine |
| ○ Inactive | ✚ Unknown | ▭ Inactive | ▨ Young Pine |
| ■ Recruitment | ✕ Non Extant | ▭ Recruitment | ■ Private Land |



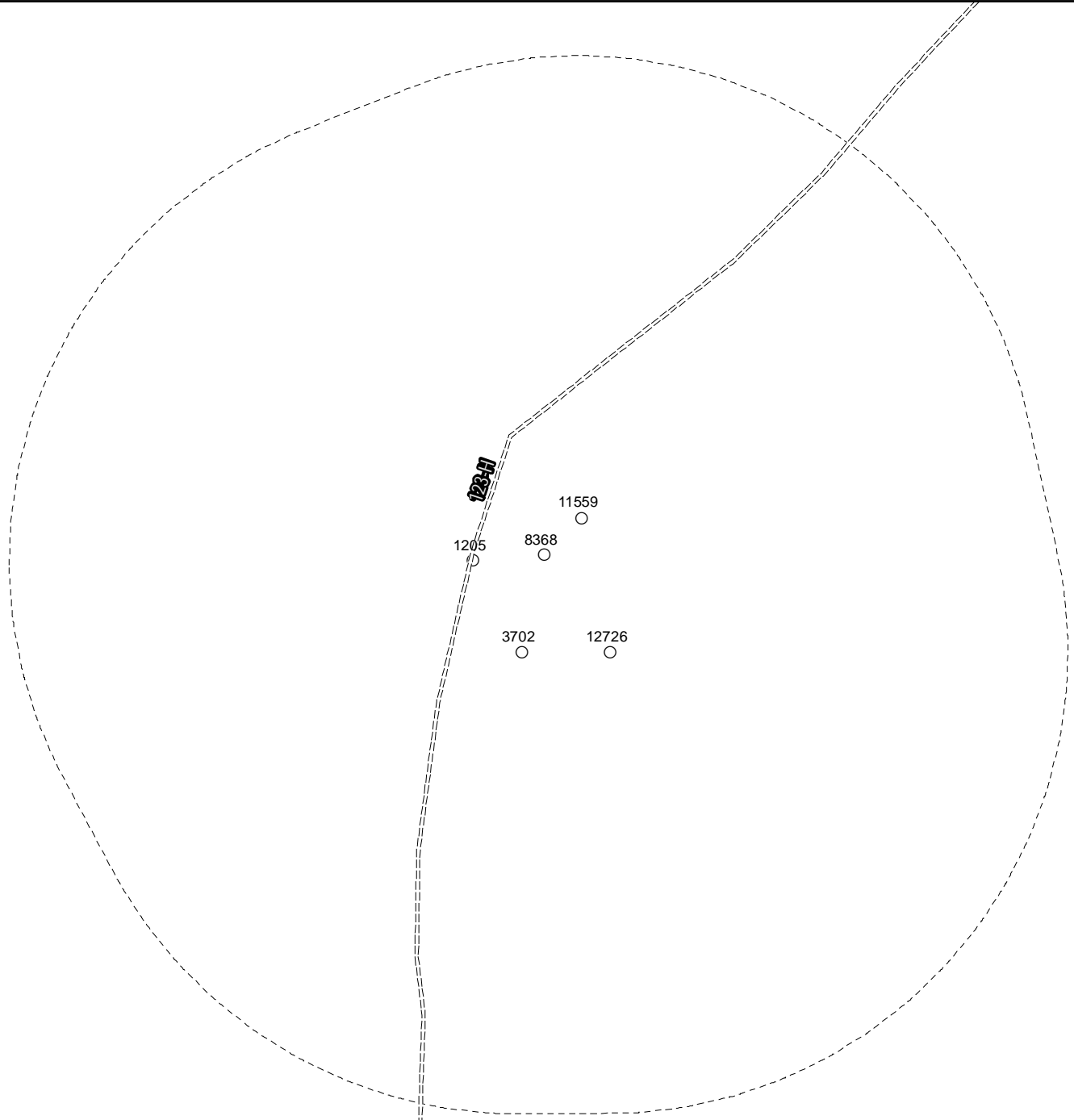
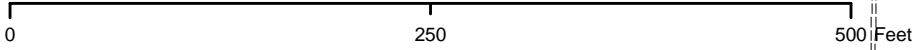
Apalachicola National Forest RCW Assessment

Cluster 94.04

Total Cavity Tree Count

5

- | | | | |
|-------------------|--------------|----------------------|------------------------|
| RCW Tree (Status) | ◇ Unsuitable | RCW Cluster (Status) | Unsuitable RCW habitat |
| ● Active | ○ NA | ▭ Active | ■ Non Pine |
| ○ Inactive | ✚ Unknown | ▭ Inactive | ▨ Young Pine |
| ■ Recruitment | ✕ Non Extant | ▭ Recruitment | ■ Private Land |



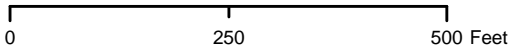
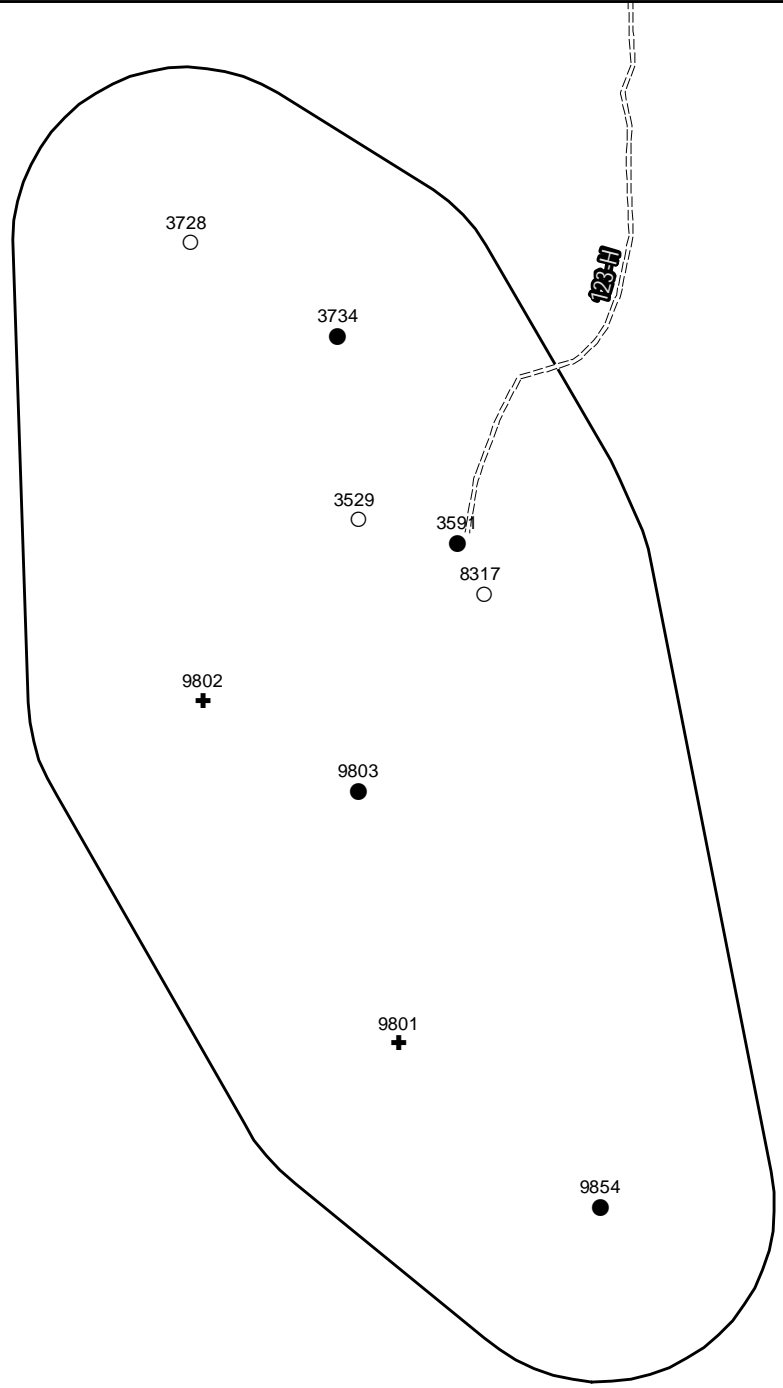
Apalachicola National Forest RCW Assessment

Cluster 94.05

Total Cavity Tree Count

9

- | | | | |
|---------------|--------------|---------------|----------------|
| ● Active | ◇ Unsuitable | ▭ Active | ■ Private Land |
| ○ Inactive | ○ NA | ▭ Inactive | ▨ Young Pine |
| ■ Recruitment | ✚ Unknown | ▭ Recruitment | |
| | ✕ Non Extant | | |



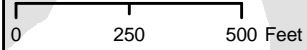
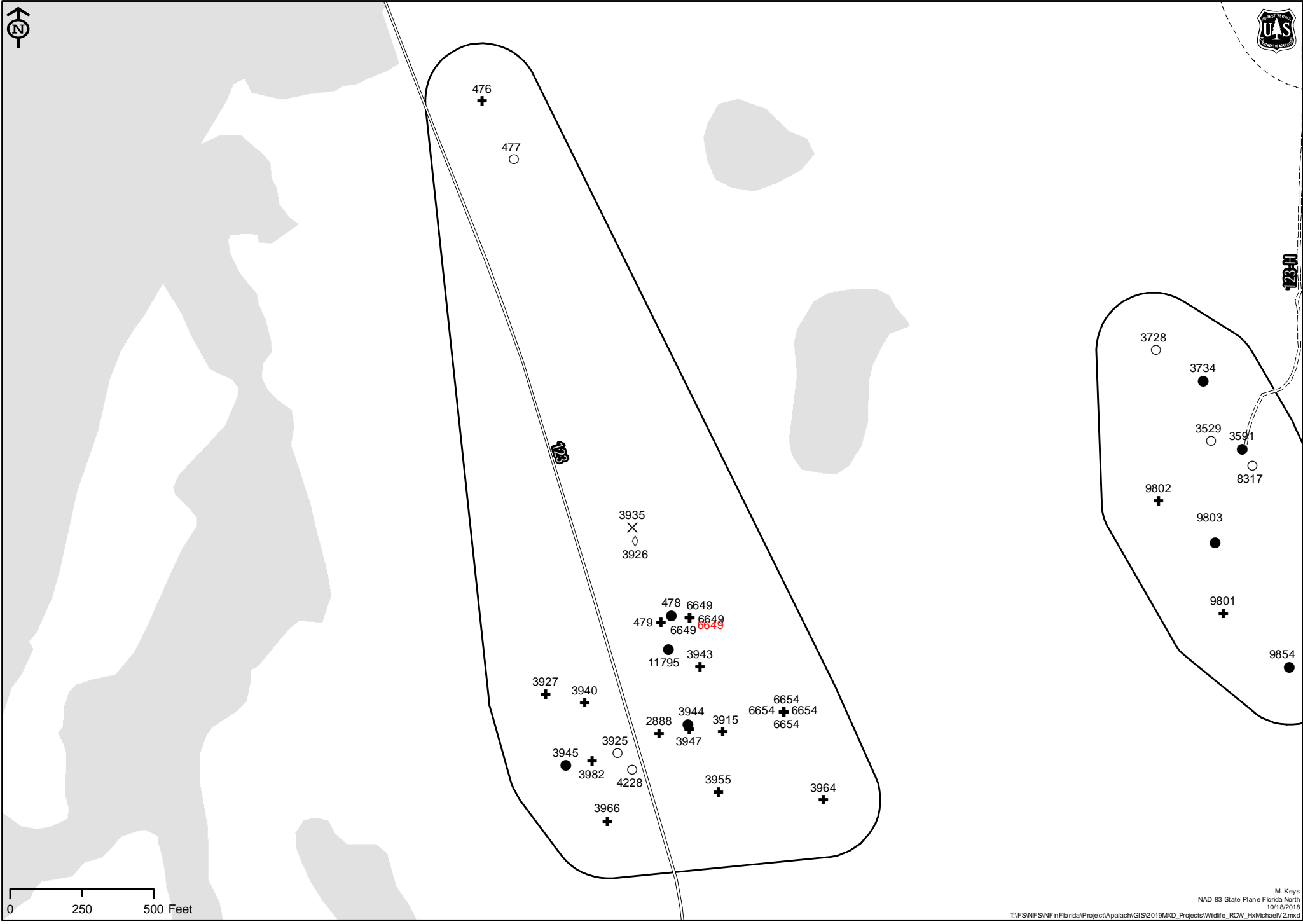
Apalachicola National Forest RCW Assessment

Cluster 94.06

Total Cavity Tree Count

29

- | | | | |
|---------------|--------------|---------------|----------------|
| ● Active | ◇ Unsuitable | ▭ Active | ■ Private Land |
| ○ Inactive | ○ NA | ▭ Inactive | ▨ Young Pine |
| ■ Recruitment | ✦ Unknown | ▭ Recruitment | |
| | ✕ Non Extant | | |



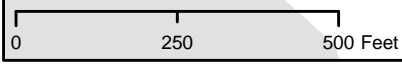
Apalachicola National Forest RCW Assessment

Cluster 94.08

Total Cavity Tree Count

13

- | | | | |
|---------------|--------------|---------------|----------------|
| ● Active | ◇ Unsuitable | ▭ Active | ■ Private Land |
| ○ Inactive | ○ NA | ▭ Inactive | ▨ Young Pine |
| ■ Recruitment | ✦ Unknown | ▭ Recruitment | |
| | ✕ Non Extant | | |



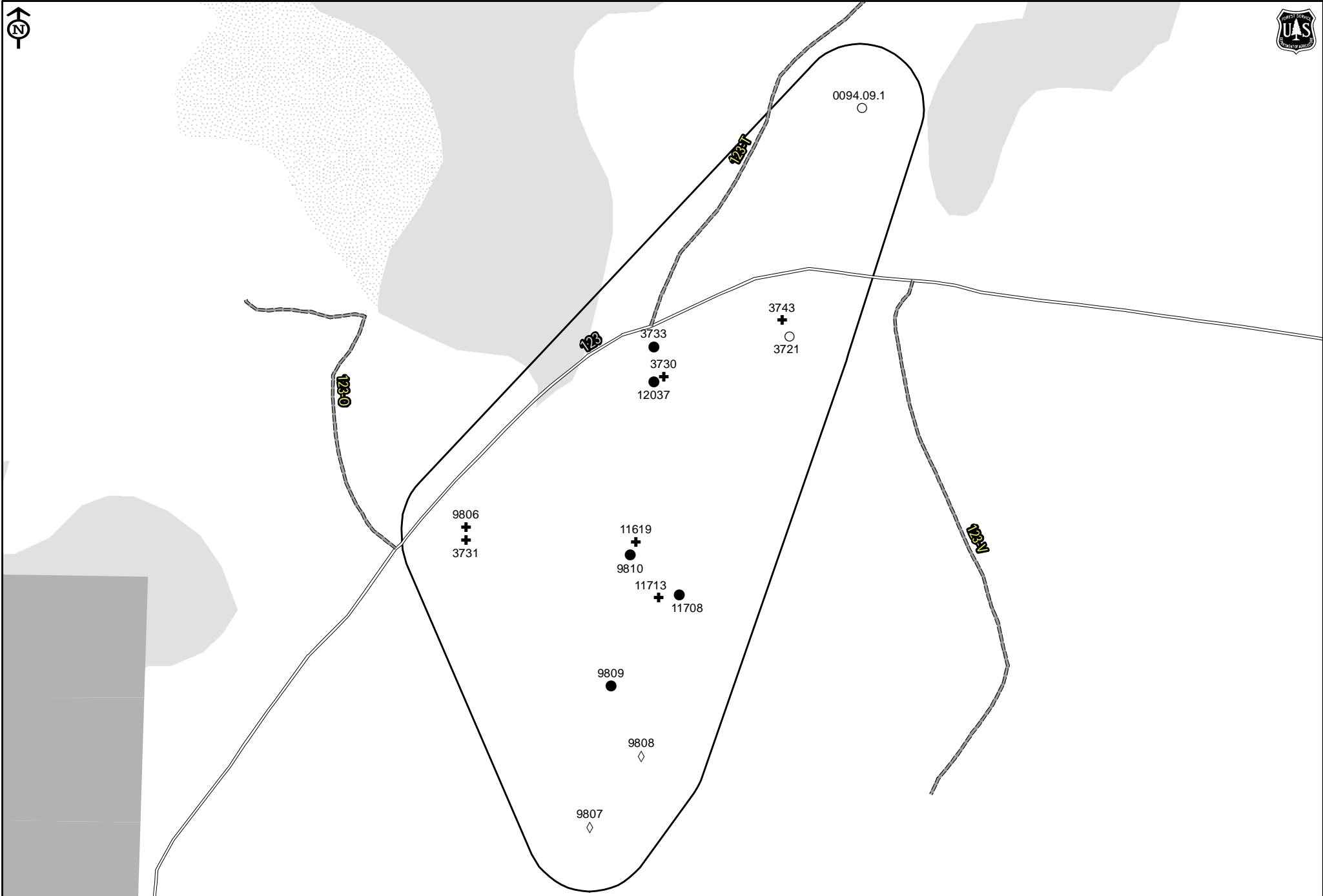
Apalachicola National Forest RCW Assessment

Cluster 94.09

Total Cavity Tree Count

15

- | | | | |
|---------------|--------------|---------------|--------------------------|
| ● Active | ◇ Unsuitable | ▭ Active | ■ Unsuitable RCW habitat |
| ○ Inactive | ○ NA | ▭ Inactive | ■ Non Pine |
| ■ Recruitment | ✦ Unknown | ▭ Recruitment | ■ Young Pine |
| | ✦ Non Extant | | ■ Private Land |




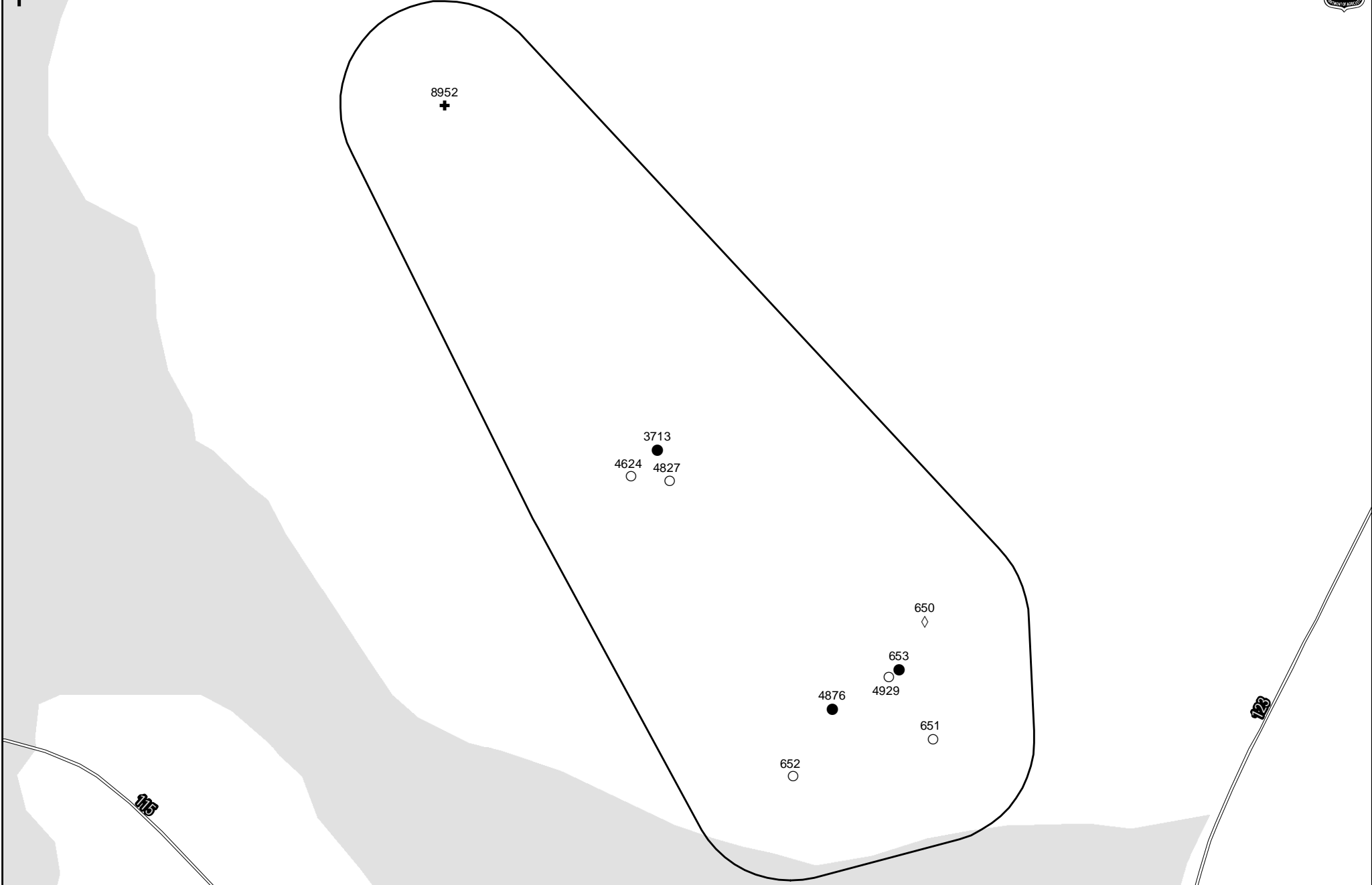
0 250 500 Feet

Apalachicola National Forest RCW Assessment

Cluster 95.05

Total Cavity Tree Count 10

- | | | | |
|---------------|--------------|---------------|----------------|
| ● Active | ◇ Unsuitable | ▭ Active | ■ Private Land |
| ○ Inactive | ○ NA | ▭ Inactive | ▨ Young Pine |
| ■ Recruitment | ✦ Unknown | ▭ Recruitment | |
| | ✕ Non Extant | | |



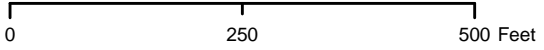
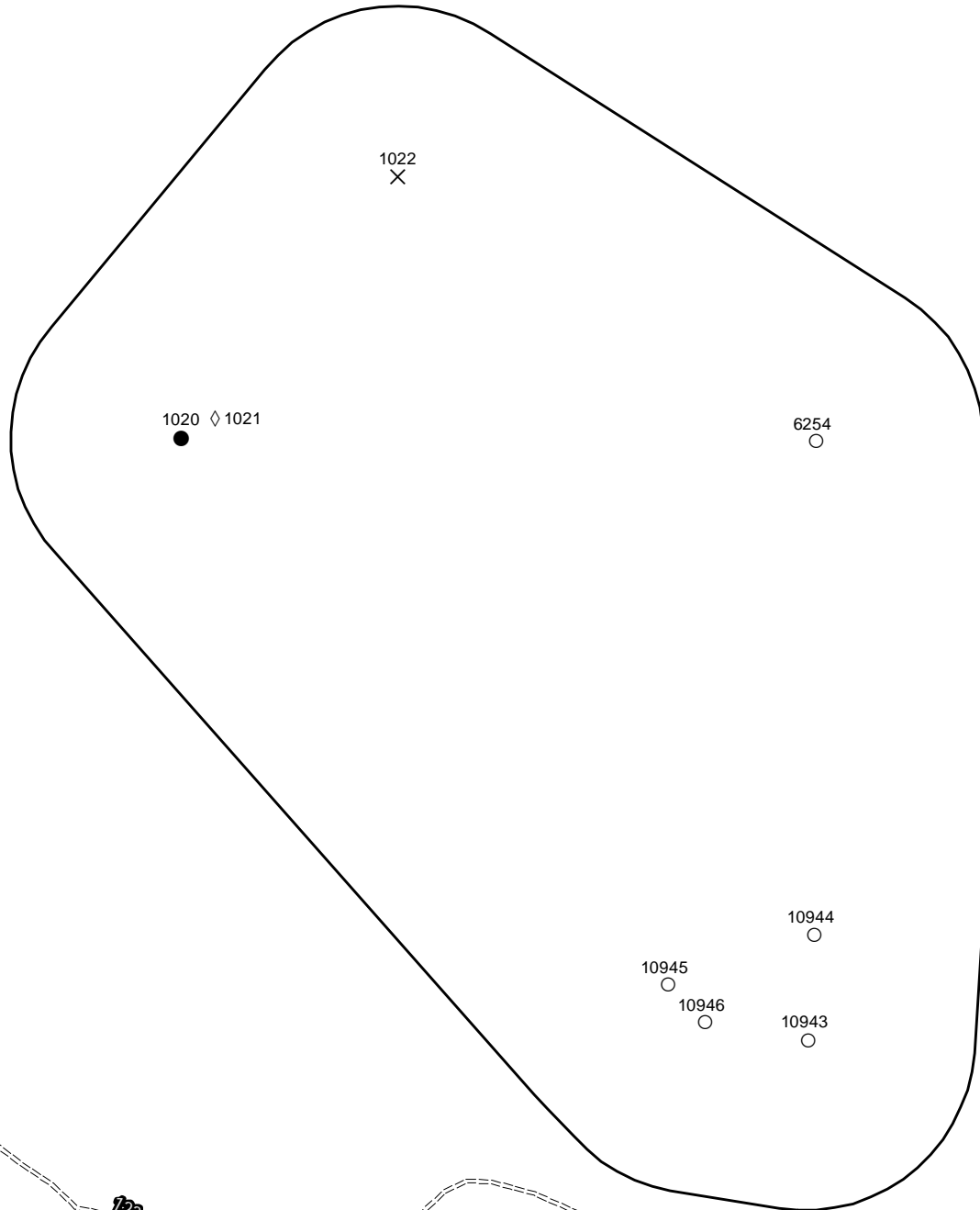
Apalachicola National Forest RCW Assessment

Cluster 97.03

Total Cavity Tree Count

8

- | | | | |
|-------------------|--------------|----------------------|------------------------|
| RCW Tree (Status) | ◇ Unsuitable | RCW Cluster (Status) | Unsuitable RCW habitat |
| ● Active | ○ NA | ▭ Active | ■ Non Pine |
| ○ Inactive | ✚ Unknown | - - - Inactive | ⋯ Young Pine |
| ■ Recruitment | ✕ Non Extant | Recruitment | ■ Private Land |


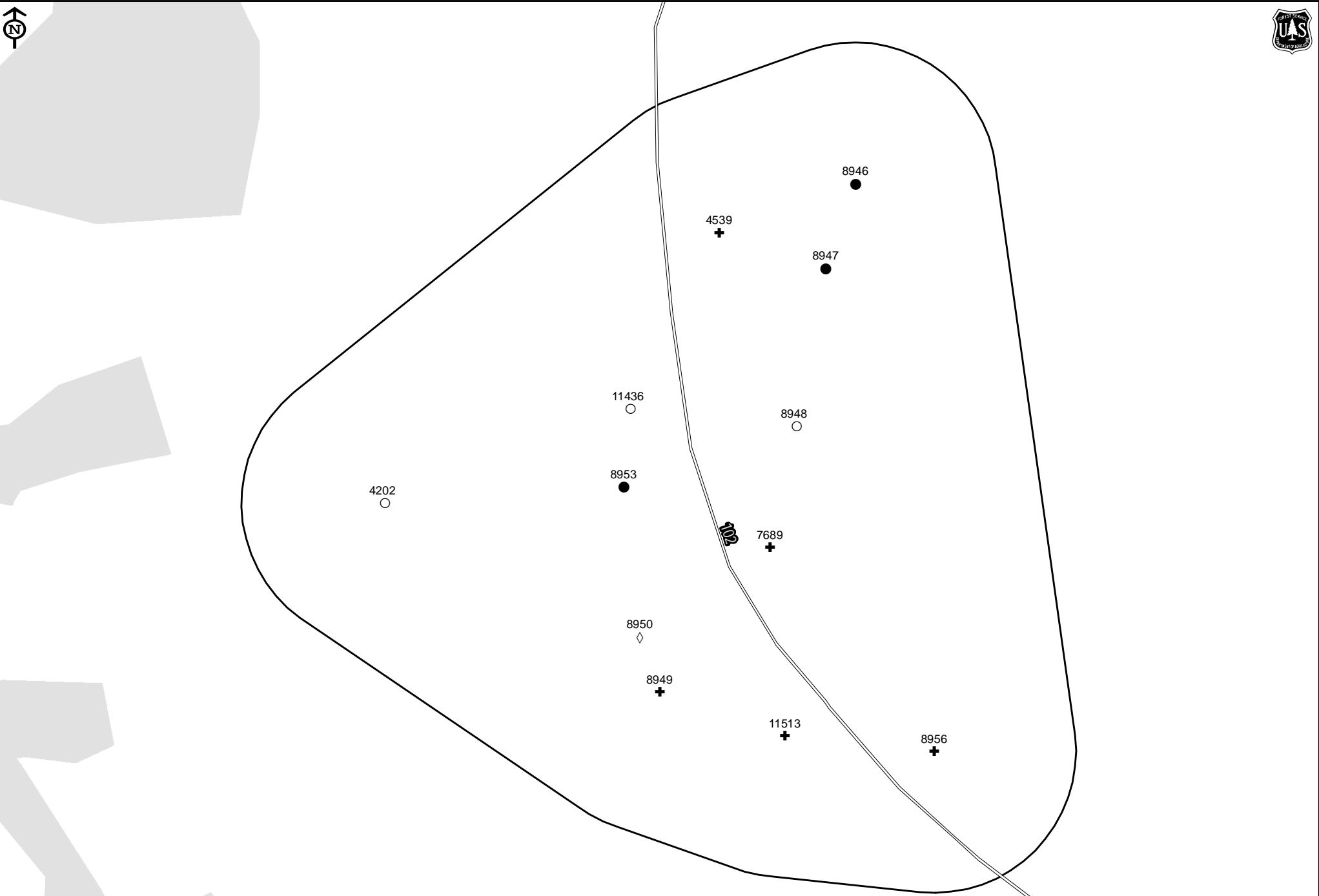


Apalachicola National Forest RCW Assessment

Cluster 98.03

Total Cavity Tree Count 12

- | | | | |
|---------------|--------------|---------------|--------------------------|
| ● Active | ◇ Unsuitable | ▭ Active | ■ Unsuitable RCW habitat |
| ○ Inactive | ○ NA | ▭ Inactive | ■ Non Pine |
| ■ Recruitment | ✚ Unknown | ▭ Recruitment | ■ Young Pine |
| | ✕ Non Extant | | ■ Private Land |



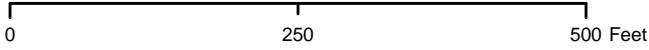
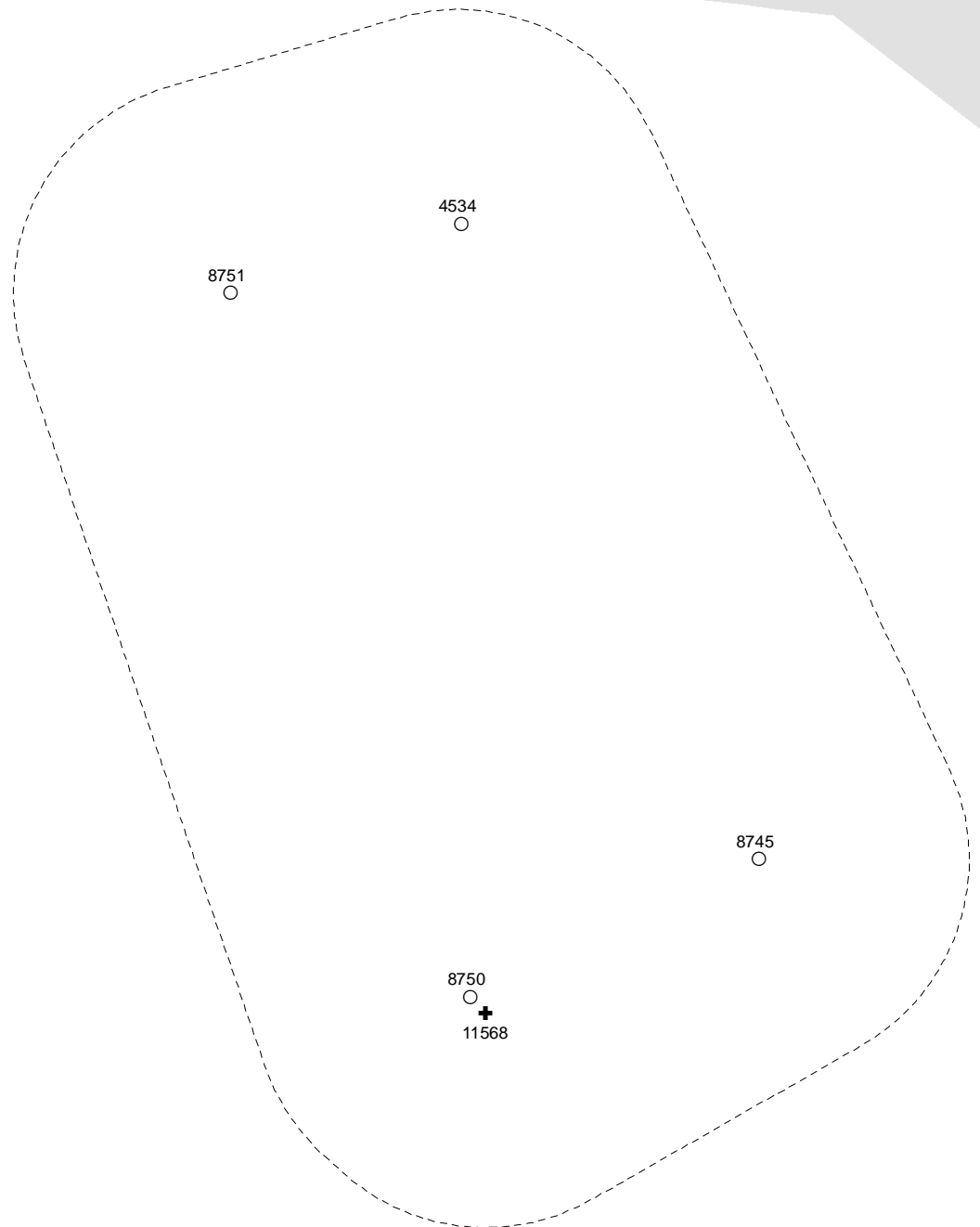
Apalachicola National Forest RCW Assessment

Cluster 98.04

Total Cavity Tree Count

5

- | | | | |
|-------------------|--------------|----------------------|------------------------|
| RCW Tree (Status) | ◇ Unsuitable | RCW Cluster (Status) | Unsuitable RCW habitat |
| ● Active | ○ NA | ▭ Active | ■ Non Pine |
| ○ Inactive | ✚ Unknown | ▭ Inactive | ▨ Young Pine |
| ■ Recruitment | ✕ Non Extant | ▭ Recruitment | ■ Private Land |

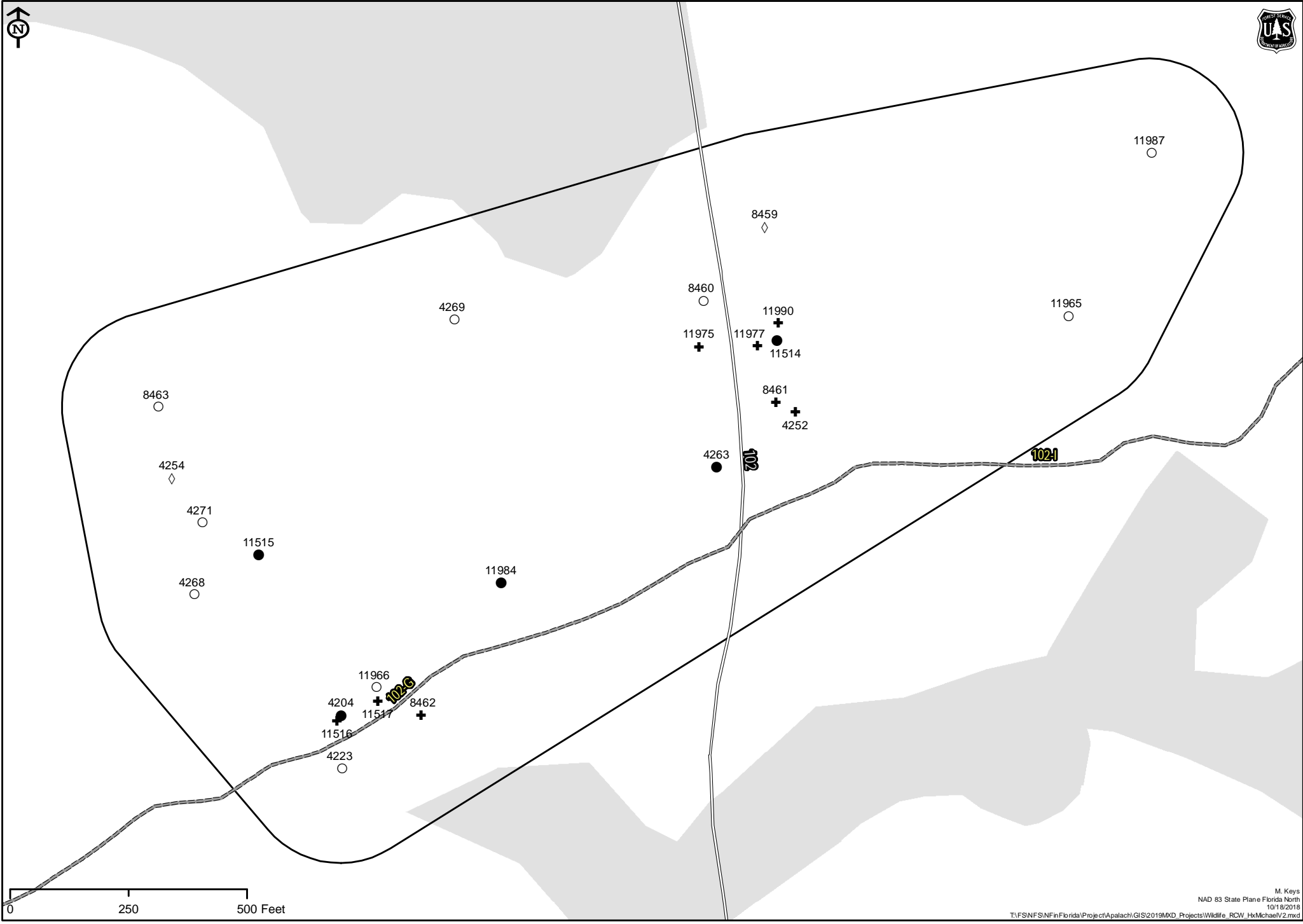


Apalachicola National Forest RCW Assessment

Cluster 98.06

Total Cavity Tree Count **24**

- | | | | |
|---------------|--------------|---------------|--------------------------|
| ● Active | ◇ Unsuitable | ▭ Active | ■ Unsuitable RCW habitat |
| ○ Inactive | ○ NA | ▭ Inactive | ■ Non Pine |
| ■ Recruitment | ✦ Unknown | ▭ Recruitment | ■ Young Pine |
| | ✦ Non Extant | | ■ Private Land |



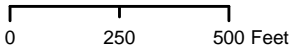
0 250 500 Feet

Apalachicola National Forest RCW Assessment

Cluster 98.07

Total Cavity Tree Count 18

- | | | | |
|---------------|--------------|---------------|--------------------------|
| ● Active | ◇ Unsuitable | ▭ Active | ■ Unsuitable RCW habitat |
| ○ Inactive | ○ NA | ▭ Inactive | ■ Non Pine |
| ■ Recruitment | ✦ Unknown | ▭ Recruitment | ■ Young Pine |
| | ✦ Non Extant | | ■ Private Land |



Apalachicola National Forest RCW Assessment

Cluster 99.03

Total Cavity Tree Count

17

- | | | | |
|---------------|--------------|---------------|----------------|
| ● Active | ◇ Unsuitable | ▭ Active | ■ Private Land |
| ○ Inactive | ○ NA | ▭ Inactive | ▨ Young Pine |
| ■ Recruitment | ✚ Unknown | ▭ Recruitment | |
| | ✕ Non Extant | | |



0 250 500 Feet