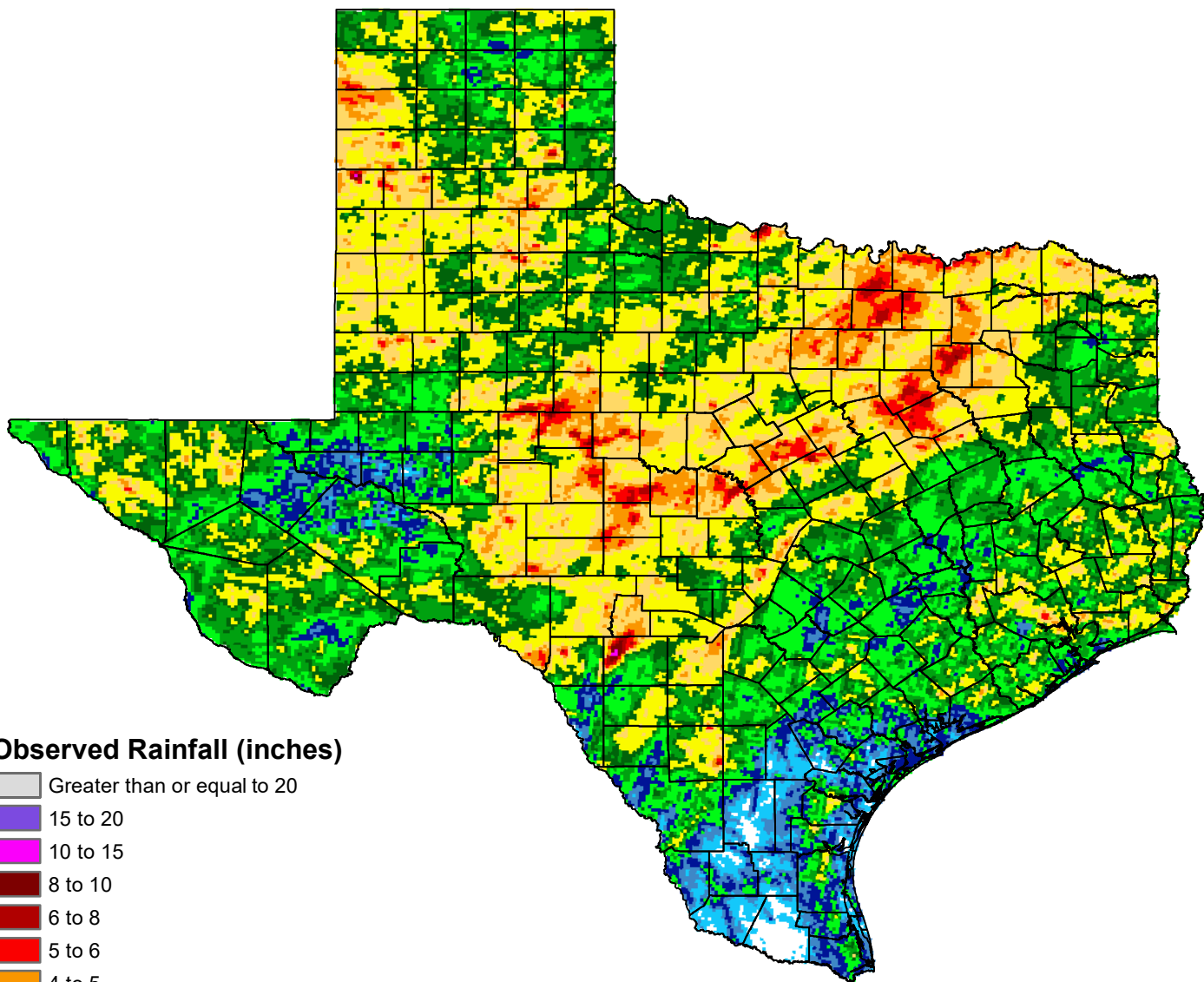



















Observed Precipitation August 6-20, 2018



Observed Rainfall (inches)

-  Greater than or equal to 20
-  15 to 20
-  10 to 15
-  8 to 10
-  6 to 8
-  5 to 6
-  4 to 5
-  3 to 4
-  2 to 3
-  1.5 to 2
-  1 to 1.5
-  0.5 to 1
-  0.25 to 0.5
-  0.1 to 0.25
-  0.01 to 0.1
-  Less than 0.01
-  Missing Data

